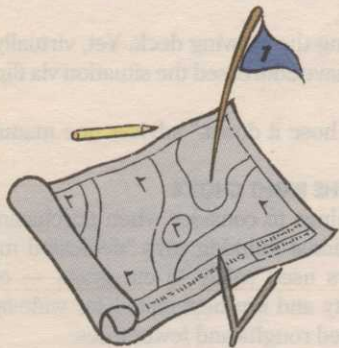


Briefs



MASON TAKES ON PROJECTS

BEND, Ore. — Golf designer Bunny Mason, who April 1 bid a fond farewell to Black Butte Ranch after a 23-year connection, the last as director of golf, has plunged into three projects that belie retirement talk at 64.

Mason's chief designing/construction concentration is on the 18-hole Awbrey Glen course here, which he terms "the dream of a lifetime." He's also working on projects in Gresham and Stevenson, Wash.

Black Butte head professional J.D. Mowlds, Mason's successor as director of golf, noted that 28 head pros in the section have worked under Mason, and countless others have benefited from his guidance.

CARTON JOINS BURNS DESIGN

FERNANDINA BEACH, Fla. — Edward L. Carton has joined Burns Golf Design.

Carton has been in golf course design for six years, including a short time with Hurdzan Design Group, and 5-1/2 years with Tom Fazio.

While with Fazio, he was involved in the design of more than 30 golf courses, including Emerald Dunes in West Palm Beach, Osprey Ridge at Disney World, Caves Valley Golf Club in Baltimore, the town of Oyster Bay (N.Y.) Golf Course and Black Diamond Ranch in Lecanto.

He graduated from North Technical Education Center in 1986 with honors in architectural design and drafting.

CUPP SIGNS ANGEL PARK REMAKE

LAS VEGAS, Nev. — Plans are being made for Cupp Design of Atlanta, Ga., to revise Angel Park Golf Club here.

Designed by Arnold Palmer, the public resort features two 18-hole, par-71 courses, an 18-hole putting course and a night driving range.

John Fought, design associate at Cupp Design, and Bob Cupp will reorganize the existing range and a few strategically placed holes to accommodate a larger range and add a par-3 course.

INDONESIAN RESORT INKS NICKLAUS

NORTH PALM BEACH, Fla. — Golden Bear International has agreed to build a Jack Nicklaus-designed golf course on Bintan Island in Indonesia. The Nicklaus design will be the first golf course built for Bintan Lagoon Beach & Golf Resort.

"We are excited to be the first to build a golf course on such a rare and beautiful piece of island property," said Nicklaus. "This resort promises to be one of the best in the Far East."

The property is part of the Bintan Beach International Resort. Nicklaus will design the first of three championship courses along the white sand beaches of the island. Construction will begin in the fall.

Ross lives!

Kay keen to keep lasting influences

By Mark Leslie

If Stephen Kay had never read that feature article on golf course architecture 26 years ago, he might be a teacher of English classics today. Instead, he is a keeper of the classics — golf courses, that is.

"When I was 13 or 14 I read a two-part article in *Golf Digest* about golf course architecture. I was on the school golf team, and I read that article and thought it was the greatest thing in the world. And I said, 'God, please let me be a golf course architect,'" Kay recalls.

The Lord apparently heard. Following the advice of architects Robert Trent Jones Sr. and Bill Mitchell, Kay followed a well-designed plan that led to a landscape architecture degree from Syracuse University, a turfgrass degree from Michigan State University, and work as both a course and construction superintendent. The result: a six-year hitch as a designer with architect Bill Newcomb of Ann Arbor, Mich., and the launching of Kay's own business in 1983.

Since then, he has gained increasing fame and respect as a champion for the masters of golf course architecture, especially Donald Ross and A.W. Tillinghast.

Though he has designed two courses and is planning two more, Kay has concentrated on renovations. He has completed more than 75 golf course renovations, most in the Northeast, and a number of designs by Ross and Tillinghast.

"I'm glad my career has gone this way," Kay said. "I turned down a chance to do a course in Florida in 1983. I wanted to come back East and renovate some of the old golf courses because I thought they were the best. It's taken me some years to really learn what their techniques and styles were, to the point where I feel I can go in and do Tillinghast or Ross or Seth Raynor and do them so well people won't know that I did it."

"This is exactly what I wanted to do and I

Continued on page 26

... while super restores greens to original form

By Frances G. Trimble

Tommy Grisham vividly recalls his first interview with the greens committee at Highland CC in Fayetteville, N.C. It was obvious to the 17-year agronomy veteran that Highland's vintage mid-40s course "was in distressed condition." Yet the committeemen were not of a mind to consider major renovation.

Said Grisham, "They wanted to know what to do, but at the same time they said, 'Don't

Continued on page 24

... and Crenshaw views classic as player/designer

By Bradley S. Klein

Hidden gems. That is what professional golfer Ben Crenshaw seeks in his travels around the world. Once in a while he happens upon a priceless diamond — a golf course with character and memorability, a classic.

Such a discovery occurred last summer when Crenshaw visited The Orchards in South Hadley, Mass.

Having signed on to play the Canon Greater

Continued on page 28



A bunker on the 18th hole at Oyster Harbor had lost the shape Donald Ross first gave it. Above is the deteriorated bunker; below, the bunker as Stephen Kay rejuvenated it.



The 'ins' and 'outs' of the ASGCA

Hills takes over as president

By Peter Blais

Art Hills can thank the Yellow Pages for launching his career.

The newly elected president of the American Society of Golf Course Architects was a struggling, 32-year-old landscape architect trying to raise five children when he placed an ad in the Toledo, Ohio, phone book. Buried in the space were the words *golf course design*.

Bryan, Ohio, officials wanted to build a nine-hole addition to the municipal course. Someone saw the ad and called Hills. That job led him to a developer with 350 acres and a dream Hills helped fulfill.

Thirty years after that first addition, Hills, 62, is one of the country's hottest architects. *Golf Digest* recently picked Harbour Pointe in Washington and the Golf Club of Georgia the nation's top new daily-fee and private courses, respectively. Windsor Park in Jacksonville, Fla., finished fourth in the daily-fee voting.



Art Hills



Tom Clark

Clark leaves strong legacy

By Mark Leslie

His term as president of the American Society of Golf Course Architects was "a tremendous year, a transitional year in the development of golf courses," according to Tom Clark.

A partner in Ault, Clark & Associates, Ltd. of Kensington, Md., Clark reflected on the challenges and successes after stepping down as president of the ASGCA in May.

"We opened a record number of courses the year before (1990)," he said. "But, with this recession a lot of the developers — through environmental issues and financing — are finding it more difficult to develop courses... Consequently, we directed everything this year at improving that situation."

The major accomplishment in aiding development is a publication Clark hopes will be printed in July.

Continued on page 19

Continued on page 19

GOLF COURSE NEWS

Original and complete Ross plans inspired Gresham's greens renovation

Continued from page 18

tell us we have to rebuild (the greens) because we don't want to talk about that."

Two years, a practice area, and 19 greens later, Gresham has yet to mention the "R" word. But rebuild he did; in record time, under budget, to Donald Ross' own specifications.

"It was a dream come true for me," said Gresham, who did his reconstruction with the help of his assistant, Jeff Beal, and a single bulldozer. "It was awe-inspiring to get to work with the original and

complete Donald Ross plans."

The Highland odyssey began with a 6,400-square-foot practice green, visible from the clubhouse lounge, the 19th hole, and the golf shop.

"It bothered everyone because it was in such bad shape and there was no way to keep from looking at it," he said. The superintendent explained the green suffered from an advanced case of Fairy Ring, and had three varieties of grass.

"It was a disaster," Gresham said. "And, it was 50 percent dead!"

The superintendent and Beal —

whom Gresham describes as "luckily coming from a family of heavy equipment experts" — plowed up the practice surface and found two decaying tree stumps. A new seed bed was prepared and the green was seeded with Pencross bentgrass. Total cost: \$778.

"Then, it became real hard for the members not to make comparisons between their new practice green and No. 18, which is only 40 feet away," said Gresham.

The Highlanders were leaning toward change, though they weren't totally convinced. "They decided if

the bentgrass lived through the summer, they would consider redoing the greens in bentgrass on the entire course."

The practice surface thrived.

"The actual Donald Ross plans had been located for the club's 40th anniversary," said Gresham. "They were rolled up in the locker of a deceased member and were intact."

Gresham said the plans include several views of fairways and greens, Ross' agronomic plan, and written descriptions of the land areas where greens were to be constructed. There was other informa-

tion — but Gresham said he did not immediately know how to use it.

"Ross gives you a view facing the green, one from above, the side view, and, in some cases, a diagonal view. There were marks to indicate rises and falls in elevation, too," added Gresham. "But in the beginning, I didn't know what all this meant."

The superintendent contacted Pete Jones of the Donald Ross Society and Jones began a long-distance short course in Ross style and methods.

"Jeff and I started out just working from the drawings and we realized we were doing everything right, but things weren't coming out as drawn on the plan," said Gresham.

Suddenly it dawned on Gresham that he was not using all the tools Ross had provided. "The written paragraphs were actually instructions for blending everything so that the bunkers, mounding, and putting surface came together."

Whereas modern architects use

Continued on page 25


WHEN WE SAY NEW CHIPCO® ALIETTE® WDG IS LOW DUST, WE'RE NOT BLOWING SMOKE.



We're also not pulling your leg. Lying like a rug. Or otherwise fibbing either. Because new CHIPCO® ALIETTE® brand Water Dispersible Granule (WDG) is truly like a breath of fresh air. The hassle of loading and mixing has been virtually eliminated. And that's a fact. ☛ With a formulation of free-flowing granules that pour like liquid, new CHIPCO® ALIETTE® WDG adds further convenience and cleanliness to an already top-ranked fungicide. Making the best Pythium prevention and protection money can buy even better. ☛ The truth is, CHIPCO® ALIETTE® brand fungicide protects every blade of turfgrass, even the roots, for up to 21 days. And just one application stimulates your turf's natural ability to fight off infection. Plus, a foliar application on a wide variety of ornamental and landscape plantings actually prevents Pythium and Phytophthora. ☛ So this year, clean-up on Pythium with new CHIPCO® ALIETTE® brand WDG fungicide from Rhone-Poulenc.

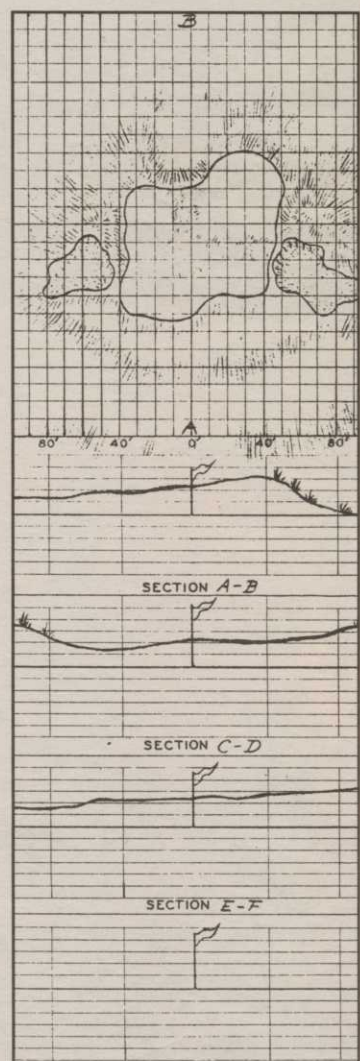
Chipco® Aliette® WDG

Brand Fungicide



Rhone-Poulenc Ag Company, 2 T.W. Alexander Drive, Research Triangle Park, NC, 27709 For additional product information, please call: 1-800-334-9745. CHIPCO and ALIETTE are registered trademarks of Rhone-Poulenc. As with any crop protection chemical, always read and follow instructions on the label. ©1992 Rhone-Poulenc Ag Company

CIRCLE #124



Ross' own rendering of the 11th green at Highland. He noted: "Entire hole is flat. A wide-open grass hollow can be cut across the front of the green, draining toward the left, to provide material for the green. Green raised 2 feet at front to 3 feet at left rear and 4-1/2 feet at right rear. An irregular rolling undulation through the rear center of green and extending to the right side, with a flat area just short of the center of green. The undulation can be from 1 to 2 feet high with easy grades on all sides. Two large rolling mounds on each side of the green with pot bunkers cut into the slopes. Mound on right to be 4 feet high, mound on left to less than 5 feet high. Entire green to be slightly saucer shaped. Long slope on front approach."

Ross Society's Ferron helped Highland CC

Continued from page 24

minute measurements to arrive at precise elevational changes, Ross used words to create visual formulae.

The Ross plans do have elevational readings, but Gresham thinks Ross intended for construction teams to trust their eyesight and rely on his written instructions to put finishing touches on each green.

"Jeff and I started out using transits," said Gresham. "But before long, we were visualizing things as Ross intended and only using the transits to double-check what we had done."

The project began last Aug. 5, with the closing of holes 10 through 18. Work progressed quickly, and Gresham reported, "We were mowing grass by the end of the month."

Highland CC members were so pleased they decided to close the entire course and finish the job at one time. On Sept. 9, the front nine was closed. On Nov. 16, Highland re-opened with a tournament.

"There was one green that wasn't completed with the rest," said Gresham of his only problem child, No. 4. "This green always had a problem growing grass. Tree roots had grown out under the green and it had been re-built once before with no success. Jeff and I looked at the plan and realized that the present location had no similarity to the green site Ross had chosen. The hole was shorter than on the plan."

"We looked around and found an area to the rear of the existing green which was very close to the terrain Ross had selected. We took out 30 trees and started building there in February. We mowed for the first time on March 23."

The total cost of Gresham's "re-Ross-ing" of Highland CC's greens was \$44,000 — and he hastens to add that part of the reason for the small cost was that he used Rossian green construction methods.

"We did not build to exact USGA specs, because we would have had to add extra drainage that neither I, nor our consultant from North Carolina State University, felt was absolutely necessary," he explained.

Highland CC sits on a bed of 20 feet of sand. An hour after a one-inch rain, Highlanders are playing golf. "The Ross plans called for water to be carried off the greens in two to four different directions at once. That, plus the sand, provides plenty of drainage," said Gresham, "although we did add some extra in some valleys."

The superintendent feels it was attention to drainage that makes typical Ross greens so difficult to read and play. "You need to read a putt from every different angle and get all the subtlety that's there," he said. "And even though your ball hits a green, if you're within 10 or 15 feet of the edge, the natural drainage pattern can carry you off once again. The handicaps around here have gone up about five strokes, but I think overall the members are very pleased."

Gresham's colleagues are im-

pressed, too.

Highland CC was recently the site of the Triangle Turfgrass Association's spring meeting. Eighty-six superintendents from the Fayetteville, Raleigh-Durham and Pinehurst areas were in attendance to hear Gresham and Pinehurst No. 2's Bob Ferron do a show-and-tell on remodeling in the Ross tradition.

"Bobby Ferron was a big help to us, especially when it came to making a decision on whether to sod or seed our bentgrass," said Gresham. "He had restored

Pinehurst No. 2, although he had to use lasers to shoot elevations and computer-enhance that information to make up for not having Ross's actual plans."

And what is Gresham's next project? According to Pete Jones of the Donald Ross Society: "It's gotta be the bunkers. I'll have his head if he doesn't go ahead and do that, too!"

Gresham responded: "I would be miserable if all I had to do was mow grass. But the members need a breather from construction. They want to just play golf for a while and I don't blame them a bit."



Photo courtesy of Tommy Gresham

Tommy Gresham and his crew had to enlarge the 17th green to the flags.



NOW THAT'S CLASS!

Now, you can add a touch of class to your golf course with practice green markers from Fore-Par. The perfect finishing touch, Fore-Par's distinctive markers are designed to enhance the natural beauty of your course. Maintenance free and built to last, our practice green markers are available in the classic golf ball on a tee or the all new flag type. They come in a variety of colors, plain, numbered or personalized.

Recommended by golf course superintendents worldwide, Fore-Par's better known

innovations include the classic golf ball on a tee marker, custom cast tee markers, the tubular swivel flag, the modular flagpole and our virtually indestructible elasto signs. For innovation, durability and ease of maintenance, *it doesn't get any better than this.*

So equip your golf course with the finest markers and accessories ever made. Call for your free Fore-Par catalog today!

FORE-PAR

DISTINCTIVE GOLF COURSE ACCESSORIES

16761 Burke Lane, Huntington Beach, California 92647

714 842-8494 • 800 843-0809