

ed weeds, algae, etc can thrive. Sources of these nutrients can often be organic soil layers exposed when the lakes were dug during construction, dead organic matter, animal waste, effluent water and fertilizers applied to the golf course.

Superintendents can control the fertilizer applications and observe "No Fertilizer Zones" around water bodies and monitor part-circle heads along shorelines that might deliver fertigation. The other factors must be dealt with by increasing the aeration of the lake. We'll touch on that later. Sealing a lake bottom with a poly vinyl liner or clay can help prevent nutrients from natural organic and muck layers exposed on lake bottoms.

#### Water Temperature

It gets hot in Florida and warm water can't hold a lot of dissolved oxygen (DO). According to Mike Martin of Lake Masters, low DO levels are currently a big problem as we are going through a "droughty" spring period right now. Low water levels contribute to the elevated temperatures. Experts say generally no basin should be designed less than 6 feet deep and those 8 feet deep are inherently easier to manage than shallow basins. Depth is a practical way to control temperature and light penetration. Obviously with mandated littoral shelves around lakes there will be shallow areas that have to be monitored. That's where aquascaping can be a positive management tool.

#### Water Depth

The key here of course is to build it right up front. If a shallow marsh is the intended result, expect to spend a lot of time and money to keep it cleaned up or make sure it's OK to let it go "natural." Deeper ponds prevent light from penetrating to provide growing conditions for bottom algae and submerged weeds. Sometimes blue dyes are used to shade the sunlight from shallow areas and to enhance lake color.

Deeper lakes also provide cooler temperature zones to hold dissolved oxygen for fish to survive hot spells and aerobic bacteria to digest organic nutrient bottom debris. If a lake or pond is too shallow and continues to be a chronic problem it may have to have some extra excavation to provide a solution. As I said, make sure it's done right up front. It will be cheaper in the long run.


#### Dissolved Oxygen

Dissolved oxygen is the savior of a golf course lake. There are several ways to provide aeration to a lake: surface sprays, horizontal aspirators and bottom diffusers. Bottom diffusers are the best provider for raising overall DO in the water column.

## You can't beat the Kubota turf team.

Whether you're mowing, seeding, hauling, dumping or tilling, this threesome from Kubota can cover a lot of ground...quickly, efficiently and easily.

#### RTV900 Utility Vehicle

21.6 HP Kubota diesel engine  
Turf tire package optional  
3-range variable  
hydrostatic transmission 

#### ZD Pro Zero-Turn Mower

21 and 28 HP Kubota diesel engines  
5.5", 7-gauge steel fabricated deck  
Shaft-drive transmission and mower deck  
60" and 72" cutting width

#### Grand L30 Series Compact Tractor

30 to 50 HP Kubota diesel engines  
IntelliPanel™ all digital display  
Turf tire package optional

Visit one of these authorized  
Kubota dealers near you!

BRADENTON  
Franz Tractor Company  
5504 15th Street  
(941) 758-2020

DAVIE  
Growers Equipment  
2595 Davie Road  
(954) 916-1020

DELAND  
Triple D Equipment  
2820 S. Firehouse Rd.  
(386) 734-2119  
tripledd@cfl.rr.com

WINTER HAVEN  
Polk Tractor Co.  
3450 Havendale Blvd.  
(863) 967-0651/(800) 532-8783



FT. MYERS  
Creel Tractor Company  
3771 Palm Beach Blvd.  
(239) 694-2185/(800) 282-7949  
www.creeltractor.com

JACKSONVILLE  
Coastal Equipment Systems  
5287 New Kings Road  
(904) 924-9624

NAPLES  
Florida Coast Equipment  
694 Commercial Blvd.  
(239) 435-1667


**Kubota**  
EVERYTHING YOU VALUE

KUBOTA TRACTOR CORPORATION MARKETS  
A FULL LINE OF TRACTORS AND CONSTRUCTION EQUIPMENT  
THROUGH A NATIONWIDE NETWORK  
OF OVER 1,000 AUTHORIZED DEALERS.

©Kubota Tractor Corporation, 2004







Toro® Groundsmaster® 3500-D and Reelmaster® 3100-D: Two innovative trim mowers with the Sidewinder™ cutting system. The reels on the 3100-D and the ground-following rotary decks on the 3500-D move side to side for superior trimming.



Toro® Multi Pro® 1200 and 1250 sprayers: Featuring the innovative Spray Pro™ control system that directly links flow rate to ground speed ensuring precise application rate.



**Who to better understand a perfectionist than a perfectionist.**

At Toro we know when it comes to your course, no detail is too small. That's why pros like you are And keep it looking great year after year. To us, it's the perfect relationship. For more information, contact your





**Toro® Workman® 1100 and 2100 vehicles:** With the most capacity and power in their class, these vehicles get more done. They also feature rattle-free plastic beds for a quieter ride.



**Toro® 800S Series sprinkler:** Put the water just where you want it. Precision control is made possible with predictable head rotation and uniform nozzle distribution.



**Toro® Greensmaster® Flex 21:** The greens mower that flexes with the contour of greens to virtually eliminate scalping.

the best source for new ideas on ways to make it look great.  
Toro distributor at 1-800-803-8676 or visit us at [TORO.com](http://TORO.com).







*Shallow water/shoreline plantings need to have at least a 12"-16" gap along the shoreline so lake management companies can control any encroaching vegetation without harming the desirable plants. Photo by Joel Jackson.*



*Fountains are attractive, but they have limited value for aeration of lake water (Note duckweed and floating algae). Bottom diffusers and air injectors are more effective and providing needed oxygen to the water column. Photo by Joel Jackson.*



*Aquatic vegetation does an excellent job of filtering runoff from the turf and extracting nutrients from the water. If you can't border the entire lake then leave open spaces only in key landing areas. Photo by Joel Jackson.*

Martin said, "We had a course in south-west Florida that would periodically have 30- to 40-foot algae blooms. After installation of a diffuser which treated 800,000 gallons of water per 24 hours, the blooms were reduced to 5-6 feet if and when they occurred."

Fountains in lakes might make for lovely dancing waters and provide eye candy to the observer but they only affect a certain amount of surface water volume and don't affect the total water column. According to Charlie Barebo, CEO of Otterbine Barebo, Inc. in his March 2000 article, "Cleaning Troubled Waters," horizontal aspirators have a directional flow and are good for narrow lakes and canals, and bottom diffusers are not really too effective in lakes less than eight feet deep and shouldn't be used in less than 5 feet of water. Barebo also mentions ozone systems for severely troubled lakes, but says they are

definitely more costly than aeration systems.

### Aquascaping

One of the best investments a course can make is to install desirable aquatic plants. They can occupy the shallow water areas to prevent weed growth, they can filter and metabolize nutrients in the lake water and they provide food, habitat, and cover for wildlife.

Martin said, "We like to use aquatic plants in the waterways that we manage. Some folks like that groomed shoreline look so we plant clumps of vegetation along the homeowner side of the lake or along the landing area of a golf hole, but we try to fill in the off-side shoreline as much as possible. The more plants the better for the water quality.

"However, if a course wants to add plants they should leave a 12- to 16-inch space between the

shoreline and the plantings so the shoreline can be sprayed easily without harming the aquatic plants. That's also why clump plantings are easier to maintain. When we have sections planted on 1- to 2-foot centers we have to use back pack sprayers and make spot applications among the beneficial plants."

Martin says the top-performing aquatic plants for shoreline zone planting are arrowhead, giant bulrush, pickerelweed and spike rush.

"As long as the soil stays moist, these plants will thrive even during low water levels. They may brown back in a severe cold snap, but they are good seed producers and will replenish themselves in the spring. Cannas lilies are a great color accent plant. Some of the best applications I've seen in central Florida are at the new Eagle Creek G.C. in Orlando and the Interlachen C.C. in Winter Park"

I asked Martin about the current major



*Lake maintenance is just like turf maintenance; it needs to be on a regular schedule. This torpedograss was left untreated too long. Now the spraying for control creates an obvious and unsightly burn ring around the lake. Photo by Joel Jackson.*





Surface algae blooms can be prevented with better lake aeration systems. Photo by Joel Jackson.



Mike Martin of Lake Masters, Inc. says duckweed can be controlled by the proper use of Sonar. Photo by Joel Jackson.

problems in lake management from his perspective. He said, "Right now some low DO levels in lakes are due to low water levels and warm temperatures. The lakes can get so unstable so fast after a rainstorm and a flush of nutrients and stormwater runoff from roadways that lakes "turnover" or "flip" and the DO levels are too low and we can get fish kills pretty easily. Low dissolved oxygen levels are the primary and over-

Powell Golf Design Company

Lewis C. "Chip" Powell ASGCA



Classically Inspired

Golf and Nature working together



Environmentally Sensitive

2831 Ringling Blvd., Suite 202A · Sarasota, Florida 34237  
941.955.8429 · Fax 941.366.8429 · www.powellgolf.com



Dry Fertilizer  
Bulk Liquid Fertilizer

Office: 954-741-4041  
Fax: 954-741-4082

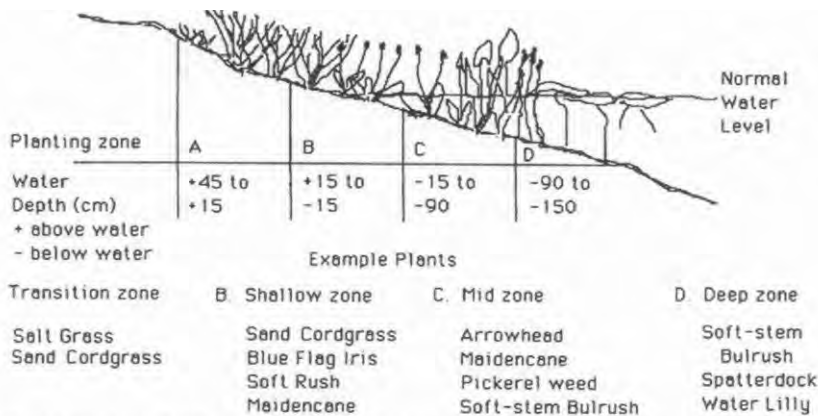


**GREEN-WAY**

Quality Turf Products  
We Specialize in Keeping you GREEN

**MANGA PLEX PLUS • ULTRA - GREEN • BIO-PLEX**

10008 N.W. 53rd Street • Sunrise, Florida 33351



2. The four planting zones for a typical marsh shoreline planting: transition, shallow, mid-, and deep zones.

The four planting zones for a typical marsh shoreline planting with suggested plant material: transition, shallow, mid-, and deep zones. Illustration from WEC-4, *An Introduction to Aquascaping* by Frank J. Mazzoti; <http://edis.ifas.ufl.edu>.

whelming cause of fish kills, not pesticide or herbicide applications. The only pesticide-related incident I can think of happened more than 10 years ago when a torrential rain hit a golf course soon after applying Nemacur. That was unfortunate.”

Bottom algae and duckweed are two other problems that can be hard to control. Martin

says the triploid grass carp and tilapia in contained lakes can be helpful controls and the carp will also eat other submerged weeds. Duckweed grows exponentially and can overtake a lake quickly. Martin says that Sonar used properly can control duckweed even in an irrigation lake, but superintendents are leery of herbicides in their water source.

While copper sulfate remains a mainstay in the arsenal of lake managers and products like Sonar and Reward are also used Martin said, “As we lose more products we have to turn to natural methods to maintain the lakes. There are some biological products that are very promising, but they are also very costly for the average golf course budget. Even though I own a lake-management company, I can foresee that 10-15 years down the road, we may have developed good enough natural methods that I may be out of business, and oddly enough that may be better for all of us.”

## References

- *Cleaning Troubled Waters* by Charlie Barebo from *Golf Course Management*, March 2000
- *An Introduction to Aquascaping (WEC-4)* by Frank J. Mazzoti, Ph.D., associate professor, Wildlife Ecology and Conservation department, University of Florida, Everglades REC, Belle Glade, FL, Florida 33430, Cooperative Extension Service, Institute of Food and Agricultural Sciences, University of Florida, Gainesville, 32611.

# There When You Need Us



With Solutions That Work

Cleary's Solutions Programs combine proven products and new, cutting-edge chemistry along with the know-how and experience to help solve your turfgrass disease problems.

For more information about Cleary's **Solutions Programs** contact your local Cleary's Turfgrass Professional.



Count on Cleary

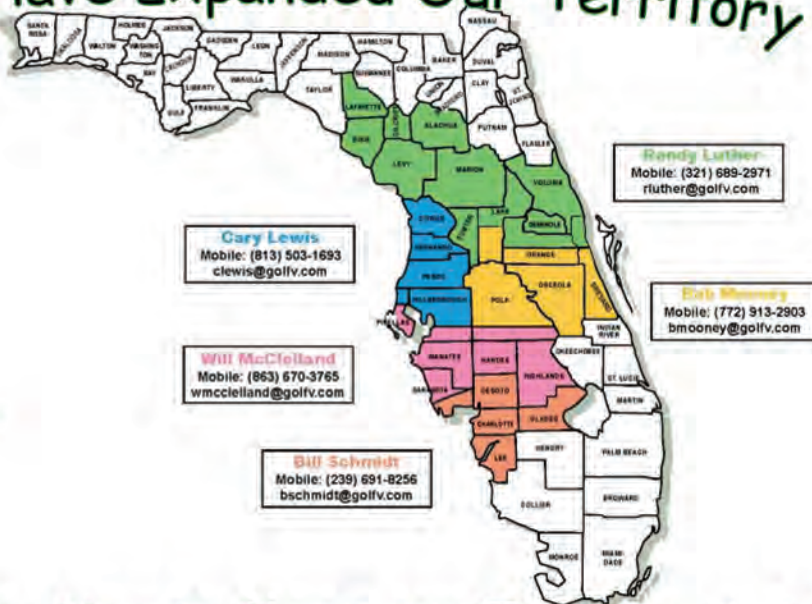
Read and follow all label directions. The Cleary logo, 3336, Spectro and Alude are trademarks of Cleary Chemical Corporation. Endorse is a trademark of Arvesta. Nutri-Grow Magnum is a trademark of Biagro Western Sales, Inc. Visalia, CA. ©2003 Cleary Chemical Corporation.





## LOOK! We Have Expanded Our Territory

Jacobsen  
Steiner  
E-Z Go  
Locke  
Manitowoc Lifts  
Progressive Mowers  
Deweze  
Eastman Hover Mower  
Cushman Edgers  
Kondex Bedknives  
Goossen/Harper



## And Would Like You to Meet our Equipment Division

### Don DeLaney-Vice President of Equipment Sales

Don joined **Golf Ventures** in 1995 and has over 31 years of experience in the golf course industry. Don's progressive leadership and continued focus on customer service within the equipment sales division, has established **Golf Ventures** as one of the most successful Jacobsen dealerships in the country. Don is past president of the Florida Golf Course Superintendents Association.

### Mel Hallack-Equipment Sales Manager

Mel started with **Golf Ventures** in 1993 as a Territory Manager for Equipment and T & O Sales. Mel was recently promoted to Equipment Sales Manager because of his leadership ability, knowledge of the Jacobsen line and his dedication to customers. Mel has 16 years experience in the Golf Course Equipment Industry and is a board member of the Suncoast Chapter of the Superintendents Association.

### Cary Lewis-Equipment Territory Manager

*Territory-Citrus, Hernando, Northern Hillsborough, Pasco and Northern Pinellas Counties*

Cary started with **Golf Ventures** in 2001 as Territory Manager for Equipment and Turf & Ornamental Sales. Cary has 27 years experience in the golf course industry and is a former superintendent and past president of the FGCSA, Florida West Coast GCSA, Everglades GCSA and a USGA Green Selections advisor for 10 years.

### Will McClelland-Equipment Territory Manager

*Territory-Hardee, Highlands, Southern Hillsboro, Manatee, Northern Sarasota, Southern Pinellas, Southern Polk Counties*

Will started with **Golf Ventures** in the service department in 1997 and was the first Customer Service Specialist for Golf Ventures. Will has been promoted to Equipment Territory Manager and is a member of the Suncoast Chapter of the Superintendents Association. Will is also a member of the Steta Mechanics Association.

### Randy Luther-Equipment Territory Manager

*Territory-Alachua, Northern Brevard, Dixie, Gilchrist, Lafayette, Northern Lake, Levy, Northern Orange, Marion, Seminole, Suwannee and Volusia Counties*

Randy has joined **Golf Ventures** as Equipment Territory Manager for North Florida. Randy comes to **Golf Ventures** with previous Jacobsen experience and has 7 years experience in golf course equipment sales. Randy's experience makes him a great addition to the **Golf Ventures** Team of professionals.

### Bill Schmidt-Equipment Territory Manager

*Territory-Charlotte, Desoto, Glades, Lee and Southern Sarasota Counties*

Bill brings to **Golf Ventures** over 30+ years experience in the golf industry. Bill started his career in Pittsburgh, PA as an Equipment/Chemical Salesman. He was previously General Manager with Tresca and is now Equipment Territory Manager. Bill is President and Chairman of the Board for the O.J. Noer Turf Grass Research Foundation and a Charter Member of the Golf Course Superintendents Association.

### Bob Mooney- Equipment Territory Manager

*Territory-Southern Brevard, Southern Lake, Southern Orange, Osceola, and Northern Polk Counties*

Bob Mooney joined the **Golf Ventures** family in January, 2004 as Equipment/Signature Irrigation Territory Manager. Bob brings 18 years experience in the golf course industry. Mooney's experience as a former superintendent, project manager of golf course construction and renovation is an asset to his position with **Golf Ventures**.



# Names and numbers for the new guys

By Darren J. Davis

I have always looked at turnover in my assistant superintendent position as a good thing; as long as the individual is advancing his or her career, usually by obtaining a golf course superintendent position. However, one problem we face when bringing new assistants on board is that they must play the “name game” of learning the names of the golf course operations staff. With a predominantly Hispanic crew, that assignment can be a challenge, especially if the individual is not familiar with the Hispanic culture.

To help new assistants learn the names of the crew, we place a picture of each crew member next to their name on the assignment board. I had read about this idea a few years back in a GCSAA online forum, and I was reminded of the tip once again when I visited a former assistant who used the idea at his new golf course.

The dry erase board we already used for daily assignments is magnetic, so all we needed were the pictures of the crew and self adhesive magnetic sheets to attach them to.

The magnetic sheets are available in multiple sizes from most office supply stores and come with a “peel and stick” side which makes attaching the pictures to the magnet a simple task. For the picture, I used my Canon 2.1 megapixel



Simple laminated hole drawings mounted at each satellite makes learning irrigation zones and problem areas easier. The black numbers are the controller station numbers and the red numbers indicate heads with yardage plates on them. Photo by Darren Davis.

camera. I had each crew member stand against a blank wall and I took individual head-and-shoulder photos. I downloaded the files to my computer and formatted them to print on Kodak photo paper, with each photo measuring 2 by 2 inches.

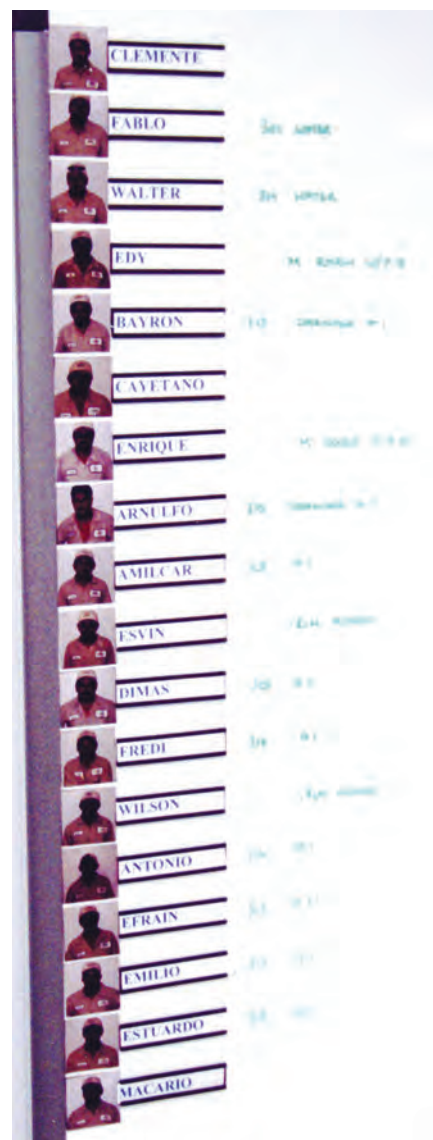
Using our paper cutter, the photos were cut and then affixed to the magnet. The photos were placed next to the employee names on the board. Since I already owned the digital camera and the dry-erase board, all that we needed were the magnetic sheets and two pieces of photo paper. The whole project cost less than \$10 and took no more than half an hour to complete.

After mastering the employee names, the new assistant learns to play the “numbers game” which is learning the station numbers for the more-than-a-thousand irrigation heads on the golf course. As any seasoned golf course manager and/or irrigation technician knows, having a thousand irrigation stations memorized can be a chore, but it is a huge benefit.

To make the process easier for new employees, or an existing employee who may not use the controllers very often, we installed maps on the underside of each lid of the irrigation satellite boxes. As with the employee pictures on the assignment board, this was something that I had either seen or heard about from someone in the industry. In fact, years ago when I originally installed the system I remember speaking with a company that would do the job, but at the time it was cost prohibitive.

The task of preparing the irrigation station maps was a little more time-consuming than the photos on the assignment board. I was fortunate to have copies of “hole sketches” provided by the golf course architect, Rees Jones. Copies of the sketches were made on our copy machine. Then one copy was taken to each controller where the heads were turned on — one by one — and drawn onto the sketch and labeled with the corresponding station number.

Next an employee rode the golf hole and inspected each head. If a yardage plate was installed on the head, the yardage number was added to the map location. When driving the golf course and coming across a trouble area one can look at the yardage plate and quickly match it up to the map at the controller. These field drawings were taken back



2x2-inch photos of crew members next to their names on the assignment board help new assistants and other new employees learn their teammate's names. Photo by Darren Davis.

to the golf course operations facility where a final copy was “beautified” and made legible prior to being laminated by the office manager.

Velcro tape was used to affix the laminated drawings to the irrigation satellite lid. The roll of 2-inch-wide tape was purchased at an office supply store and cut into 2-in. by 2-in. pieces. One piece of the peel-and-stick Velcro was affixed to the controller lid and the other piece was stuck on the back of the map, making removal and re-attachment easy. We already had a copy machine, a laminating machine and colored markers. The only cost, other than labor, was for a few pieces of white copy paper and a roll of the Velcro tape. This project also cost less than \$10.



# Here's a Nice New Dark Green for All of You Exterior Designers



**Ideal for Fairways,  
Roughs, Tees,  
Greens Collars and  
Practice Areas**

# TIFSPORT

CERTIFIED BERMUDAGRASS

**To Order Your Certified TifSport Sod or Sprigs  
Contact One of These Licensed TifSport Growers**

**South Florida Grassing** Hobe Sound FL 772 546-4191 **Super Sod** Fort Valley GA 800 535-1320  
**Pike Creek Turf, Inc.** Adel GA 800 232-7453 **North Georgia Turf, Inc.** Whitesburg GA 800 273-8608  
**Super Sod** Orangeburg SC 800 255-0928

[www.tifsport.com](http://www.tifsport.com)



## USGA UPDATE

# Brown Turf is OK

By Todd Lowe

Chances are, many Florida golf courses have had some significant dry spots this past spring. Florida experiences a normal dry cycle each year at this time. It has also been very breezy this spring and we just had near-record-high temperatures for the Memorial Day weekend. Many golf courses have not had a “good” soaking rain for several months. Even with the most sophisticated irrigation system or water-savvy superintendent, the prolonged dry spell causes some degree of discoloration on golf courses. The relative humidity has been predictably low for this time of year and the dry weather is causing bermudagrass turf to turn yellow to brown on many golf courses throughout the region. For the most part, the brown areas occur as isolated patches throughout the golf course and are accentuated by one or more of the following stresses:

**Localized Dry Spots:** Sand particles become coated with organic substances and these coated particles repel water (hydrophobic) as they dry out. This causes the turf to become brown from drought stress. Rewetting localized dry spots is a difficult task and the most effective program is to apply wetting agents preventively every three to four weeks, usually through the irrigation (fertigation) system. Although a difficult task, the goal is to prevent the soil from becoming dry. Irrigation efficiency/uniformity is very important as areas that receive less irrigation are the first to exhibit localized dry spots.

**Nematodes:** Nematodes have been active since early spring and aboveground symptoms have been apparent on our visits over the past few weeks. There is no way to eradicate nematodes and the best nematicides suppress nematode populations, temporarily improving root growth. However, it is just as important to improve cultural practices in nematode-stressed areas to maintain turfgrass quality. In particular, irrigation and fertility frequency should be increased to compensate for the lack of roots. Also, cart traffic should be reduced as stress becomes apparent.

**Salt Accumulation:** With the lack of rain, salts have been accumulating in the upper rootzone, making it difficult for roots to extract water from the soil. In addition to routine gypsum/lime applications, occasional flushing (leaching) of the root zone is necessary at this time of year to move salts away from turfgrass roots.

**Concentrated Cart Traffic:** Golf carts are an integral part of the game of golf but it is necessary to restrict traffic to cart paths at certain times. Like most creatures, golfers follow the path of least resistance and often travel in similar patterns from hole to hole. Heavy traffic removes leaf tissue and eventually destroys turfgrass growing points (crowns). These areas become thin over time as the turfgrass dies out from constant leaf removal. Soil becomes very compacted and extreme measures of tilling, regrassing and/or amendments of crumb rubber to these areas must be taken

“Green is good, brown is bad” is the mentality of many golfers, thinking the golf course should never lose its lush, green color. Unless the stress is being caused by a major pest like an insect, disease or a misplaced tree, some brown turf is O.K. from time to time. After all, golf is a sport and good playing conditions occur less often on pretty, green golf courses. It



Poor irrigation coverage is accentuated on this overseeded fairway during the dry season. Photo by Todd Lowe

is also important for golfers to realize that cart traffic is an additional stress and if brown turf is not desired, then eliminating cart traffic in these areas hastens recovery.

The bright side for our region is that most of these stresses subside as we experience summer rains that begin in June. Routine rainfall leaches salts from soil and provides water to the turf, which improves overall turf health.

## GCSAA News

### Committee Operations Begin Under New Governance Structure

The 2004 Strategic Communications Committee is one of the first GCSAA committees to operate under a new structure that analyzes issues from a strategic rather than an operational orientation. GCSAA Secretary/Treasurer Sean Hoolehan, CGCS is the chairman of this committee. Flowing from the committee are task groups that will focus on operational issues. Non-directors are chairpersons for the Task Groups.

Task Groups under the Strategic Communications Committee:

- Media Information Task Group – Chairman Ken Magnum, CGCS
- Chapter/Member Media Tools Task Group – Chairman James R. Fitzroy, CGCS
- Technical Assistance Task Group – Chairman Rick Tegtmeier, CGCS
- Publications Use and Positioning Task Group – Chairman Joel Jackson, CGCS
- Messaging/Brand Strategies Task Group – Chairman Jonathan Jennings, CGCS
- Online Properties Use and Positioning Task Group – Chairman Richard Lavine, CGCS

At the April meeting of the Strategic Communications Committee, the following questions/topics were discussed. These outcomes from the meeting reflect the discussions and presentations.

### Professional Development Session

Dr. Max Utsler, professor of mass communications at the University of Kansas,