

# EARNING YOUR RESPECT



## Advanced Products Reliable Service

Golf course irrigation is a new game of sophisticated products and advanced technologies. At Century Rain Aid, we are proud to represent Hunter Golf, the leader in innovative control systems and manufacturer of the world's best-selling rotors. Century Golf professionals can show you how Hunter's complete line of irrigation products, including new Vista software with automated programming and real-world visual control, can help save water, labor and energy costs.



Our golf team can also assist with a wide range of services essential to golf courses: controller board repairs (toll free: 888-855-9132), fountains, pumps, landscape lighting and more. Call today for a free Century Golf Course Supplies Catalog or on-site consultation: **800-642-3706**.

## CENTURY RAIN AID


More Than 125 Branches Coast to Coast  
[www.rainaid.com](http://www.rainaid.com) • email: [rainaid@rainaid.com](mailto:rainaid@rainaid.com)



**SyncroFlo, Inc.**  
SYNCROFLO EAGLE PUMPS



**BoardTronics Inc.**  
CONTROLLER BOARD REPAIRS



AQUA MASTER FOUNTAINS





is proposed to be July 1, 2002.

*(Editor's note: Unconfirmed reports suggest that nearly 80 percent of current Class A and B superintendents already have two-year or four-year degrees.)*

- **Will the PDI cost us more?**

The MSRG is still finalizing the details of the classification system. As a result, we do not know what the costs will be. However, we are committed to ensuring that the products produced will be accessible and cost effective and that those who work on golf courses with limited resources may attain Class A membership.

- **Explain what is meant by the statement that the MSRG wants an inclusive membership. How can you be inclusive when you set standards that are designed to be exclusive?**

All golf course superintendents who want to be members of GCSAA will be able to be members if they pay dues. However, as has been stated, it is important to recognize that the Class A and Certified members will be those who are marketed to employers. This "leg up" will provide the golf course superintendent with the added advantage of being "branded" within the industry.

- **Who will be grandfathered into the new system?**

The MSRG is still discussing the entire status of who will be grandfathered. The bylaws vote is not scheduled until 2001, and we are confident that all current Class A members and Certified members will be grandfathered through the entry standards. However, it is unclear if they will be required to have the same ongoing requirements as new Class A and Certified members do. Feedback on this issue will be obtained through the extensive chapter communication plan conducted by the MSRG.

- **Some of today's leading golf course superintendents don't have college degrees. I know that they, personally, will be "grandfathered" in as Class A. But what about the future of our profession. Are we effectively shutting out some of our potential leaders in the future? What if some of the potentially best people don't get a college degree? If they can't get Class A status, they might not even be able to get a good job.**

First, we should understand that the career planning and continuing education opportunity components of the Professional Development Initiative can have fairly rapid and personally fulfilling impacts for those who take advantage of them. The membership classification and employer education components, however, will take years to make meaningful changes in the marketplace.

It might help to think in terms of generations. In our parents' generation, a high school diploma was plenty of formal education for just about any job. In our generation (Baby Boomers, I mean), college education became much more widely available and much more common. In our generation, a college education is considered a basic requirement for many, but by no means all, jobs.

For our children, though, college education will become a minimum standard for practically anything better than an

entry-level job - the way a high school diploma used to be. If we don't move with the rest of the nation's workforce, the superintendent will never be recognized as a professional.

- **Is there a sliding scale for future certified superintendents for formal education?**

The Certification Committee will be reviewing recommendations from the MSRG relative to the certification program within the next year. Currently, there is no recommendation for a sliding scale. This complements what is being recommended for the Class A member.

However, the MSRG recommends that a person be a Class A superintendent member for three years before becoming certified. In order to become a Class A member, you must hold the job responsibilities of a superintendent for three years. Therefore, in order to be certified you must be a superintendent for six years - regardless of formal education.

- **Who was on the focus groups to develop the competencies that will provide the baseline for the Class A and Certification requirement?**

Last year, more than 100 superintendents participated in various interviews, surveys and focus groups to develop draft competencies for superintendents. Last spring, this data was reviewed and refined by 27 superintendents, 20 of whom were certified. The average length of membership within GCSAA was 16 1/2 years. Fourteen had at least a two-year degree in turf. The rest had some or no college or declined to provide us that information. Sixteen states were represented. Both private and public courses were represented.

- **What happens if a current Class A member without a degree lets membership lapse and then wants to reinstate? Does he have to reinstate as a general member?**

At this time, the recommendation from the MSRG is the following: Class A members who do not maintain their ongoing requirements for Class A status will be subject to classification as a Class B or general member. In order to reinstate, they would be required to meet all current Class A entry requirements.

- **What if a current Class A member without a degree is unemployed at the time he has to renew (and hence reclassify)? Will he be able to maintain his class A standing after he finds a job or will he have to reclassify as a Class B or general member?**

At this time, the MSRG has no recommendation regarding this situation. We will add it to the agenda for discussion at their meeting in the summer 2000.

- **Will changes to certification renewal requirements make maintaining certified status more difficult?**

The Certification Committee has not reviewed the recommendations from the Membership Standards Resource Group and this concern will be forwarded to them as they begin their review and restructuring of the program.

*If you still have questions about PDI, please contact our education department, at (800) 472-7878, ext. 471.*

# All in a Day's Work.

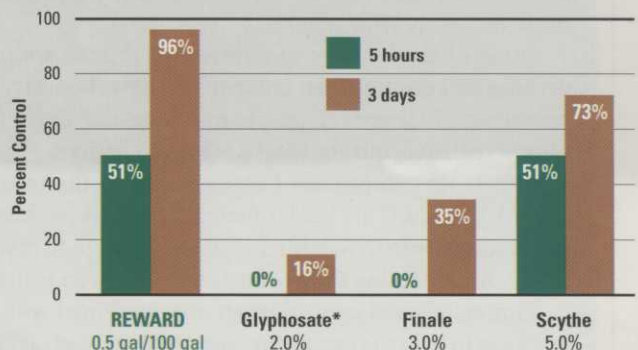


## REWARD® Herbicide Works Really Fast.

REWARD herbicide brings precision and speed to your weed control program.

- Works faster than other commonly used landscape herbicides
- The least expensive non-selective herbicide
- Can be used in grounds maintenance, landscape and aquatic areas
- Broad-spectrum—broadleaf, grass and aquatic weed control
- Easy on surroundings
- User friendly
- Low use rates
- Reduces inventory

### Percent of Weed Control



\*Glyphosate used in this trial is a product of the Monsanto Company. Fred Yelverton, North Carolina State University, 1998 US12-98-W009B

For more information, contact your authorized Zeneca Distributor, or call Zeneca Professional Products Toll Free at 1-888-617-7690. Labels and MSDSs available 24 hours a day, seven days a week via Fax on Demand. Please call 1-800-640-2362.

[www.zenecaprofprod.com](http://www.zenecaprofprod.com)

**REWARD®**  
Landscape and Aquatic Herbicide

**ZENECA** Professional Products

Always read and follow label directions carefully.

REWARD® is a registered trademark of a Zeneca Group Company.

Finale® is a registered trademark of AgrEvo USA Company. Scythe® is a trademark of Mycogen Corporation.

©1999. Zeneca Inc. Zeneca Professional Products is a business of Zeneca Ag Products, a business unit of Zeneca Inc.

ZPP-REW-005



# Weeds Be Gone!

**W**eed control is a year-round endeavor for Florida golf course superintendents. The first big push comes in preparing golf courses for control of the overseeding in the fall. The beautiful lush, green ryegrass in the fairways is an unwelcome intruder in the non-overseeded roughs and tee and green slopes for those who don't seed wall-to-wall.

To protect those semi-dormant bermudagrass areas from unsightly patches of ryegrass and the blight of winter annual broadleaf weeds, a wide choice of pre-emergent products can be applied. These application dates are sometimes etched in stone from years of observation or rough estimates that shift with special events. Both scenarios depend on decent weather for success.

After the pre-emergent programs unfold and meet with varying levels of success, superintendents begin search-and-destroy spot-treatment programs to keep the highest-priority areas weed free. The good news is less herbicide is applied in this manner. The bad news is that you can miss some spots sometimes.

There is not a superintendent alive who has not worn out the blade of a pocket knife picking out juvenile goosegrass from his greens as he tours his course. In fact many courses have adopted hand pulling programs to reduce chemical use. It is labor intensive, but it is an environmentally friendly alternative that may become more necessary with time.

Some of the hardes-to-control weed pests we have been dealing with for decades are coming under control with new chemistry in products like Illoxan for goosegrass, Manage for purple nutsedge and Drive for torpedograss. They are more expensive, but the rates are lower per acre.

This is very important because some of the most universal herbicides like MSMA and 2,4,D are under increasing attack — justly or unjustly. Supporting turf research into new controls for weeds is a good investment because slowly but surely, we are losing the products we have been using for so long.

Timing of weed control programs combined with good planning of cultural practices to help maximize turf vigor and recovery is critical for the most efficient use of chemical controls. The following articles will give you some ideas for the timing, products and recommendations for weed control in Y2K.

JOEL JACKSON, CGCS

## Why and How We Apply Pre-emergents to Stay A Step Ahead

**L**et's face it, this is Florida, greenest place on earth! Just ask the players, particularly our winter visitors, and they'll say, "We're in Florida and by golly we are going to play!" So, overseeding is not an option, it's a must. Here is where a pre-emergent herbicide program becomes important.

Most of us do not have the luxury of closing the golf course for most maintenance procedures. Generally, only hur-

ricanes and monsoons are considered course-closing events. That means that the seed goes down, players play, irrigation runs, and the rye seed is tracked everywhere.

Now you could wait to see where the unwanted seed germinates and treat it with a post-emergent herbicide, such as Kerb or Simazine, but as a wise man once said "Once you've seen the problem, it's too late, because so has everyone else."

With that in mind, let me tell you about our pre-emergent program at the LPGA International Golf Course. Fortunately, pre-emergent chemicals are good for 60-90 days. Depending on the chemi-

cal and the rate we use, we have time to plan, execute, and accomplish this task accordingly. Before we start spraying, there are a few things that must be done.

First, we establish which weeds are the problem and select the appropriate control measure. Then it's time to get the equipment checked out by the mechanic. A weather-worn hose can cause major problems. Once that is done we choose the nozzle best suited for spraying pre-emergent herbicides and calibrate our spray rig.

Because our fairways are contoured and our tee complexes are small we decided to use drop spreaders to make one pass around the fairways and tees and any areas that the spray rig can't spray effectively.

We use two Toro Multi-Pro 150-gallon sprayers with flat fan 8006 nozzles, an SDI 300-gallon sprayer with 8004 nozzles and two 36-inch wide Gandy drop spreaders to apply our pre-emergent products. We began our applications on the Legends during the third week of October and did the Champions course the following week.

This year we drop spread our fairway and tee perimeters with Team 2G at 3½ pounds per acre and sprayed Lesco Pre-M 3.3 EC at the rate of 1¼ gallons per acre on the rest of the non-overseeded areas on both courses. We also have a three-hole practice facility with our driving range. We chose to use Barricade at 1¼ pounds per acre for this area.

It is very important that the irrigation specialist be right behind you watering in the product. This will reduce the risk of golfers tracking product onto the places you want the seed to germinate, and it will wash the chemical down to the soil where it can start creating the pre-emergent barrier.

If you get any lateral movement of product into unwanted areas, a little charcoal and some more seed will take care of it. Unlike Kerb, which can be very mobile, we have experienced very little movement with the Team 2 G or Pre-M 3.3 EC.

Broadleaf weeds, goosegrass, and crabgrass come in 1, 2, 3 in an "ugly" contest in my book. I guess the order

depends on your point of view. You will never be totally rid of goosegrass so don't throw away your knife and Illoxan. This is when our second application of pre-emergent comes in.

With our second application 75-80 days later, we didn't use the drop spreaders. We just boom-sprayed everything. This application is intended to suppress the growth of winter broadleaf weeds and any volunteer ryegrass. Depending on your region in Florida, it's also going to help suppress germination of goosegrass and crabgrass.

Our third application of pre-emergent will occur 65-80 days after the second application. We will monitor soil temperatures on a weekly basis. By taking soil temperatures at a 4-inch depth we closely monitor and time our spring application when soil temperatures reach 55-60 degrees.

For this application we've chosen Pendimethalin at the rate of 3 pounds active ingredient per acre. The chemical

is impregnated on fertilizer and spread by a subcontractor. We feel this saves us time and money. We chose Pendimethalin because crabgrass is the weed that provides us the greatest challenge. If goosegrass is your problem, you might want to spend the extra money and go with Ronstar.

In summary we start our pre-emergent program just prior to overseeding in mid-October. Our second application is 75-80 days after in order to catch any volunteer ryegrass from previous overseeding and suppress winter broadleaves, and our third application is scheduled 65 - 85 days later, depending on our soil temperatures: 55-60 degrees for crabgrass and 65-72 degrees for goosegrass. By mapping and monitoring our high traffic and wet areas hopefully we can stay one step of the weeds and the golfers.

CARTER THOMPSON  
Chemical Technician  
LPGA International Golf Course

*Editor's note: LPGA International's superintendent, John Lammrigh is a past contributor to the The Florida Green. For this Hands On topic Lammrigh challenged his pest control technician to write an article. Good idea for increasing grass roots participation in your magazine.*

## Weed Control Programs for Y2K Reduce Chemical Use

### Pre-emergent Programs

To control both broadleaf and grassy weeds before germination including: volunteer ryegrass, crabgrass, goosegrass, bull paspalum, sedges and many types of broadleaf weeds.

1. Ronstar G: Applied late February or early March at 200 lbs. per acre. Normally mixed on a fertilizer. Applied in late evening over the overseeded turf.

## Computer-Exact Custom Mixes. Every Order. Every Time.

- All Loads Scaled
- Soil Analysis Available



- Next Day Service
- Volume Orders

Visit our website at [www.golfAg.com](http://www.golfAg.com)!

### Traps Installed to Spec.



Golf Agronomics meets all your top dressing needs with our ability to customize your mix with a variety of soil amendments including:

- Dolomite
- Hi-Cal
- Charcoal
- Wetting Agents
- Humic Acid
- Minor Elements
- Rock Phosphate
- Gypsum
- Customer Products

## GOLF AGRONOMICS SUPPLY & HANDLING

Serving all of Florida

(800) 626-1359  
(941) 955-4690 Fax



Must be watered off the leaf surface of the turf.

2. Pendulum WDG: Applied late April or early May at 2.5 pounds per acre and followed by 2.0 lbs. per acre applied in June or July as a split application to extend weed control.

3. Barricade 65 WG: Applied in October to all non-overseeded areas to control winter annuals and tracked-out ryegrass. Applied at 2 pounds. per acre.

### Post-emergent Programs

No pre-emergent program will provide 100% control. We treat emergent weeds with the following materials.

1. Yellow nutsedge: Basagran T/O at 3 pints per acre.

2. Purple nutsedge: Manage at 1 oz per acre.

3. Bull paspalum: Tank mix of 2 qt/acre MSMA with Sencor 75 Turf at 2 tsp./acre with a good spreader/sticker. Mix and spray every 7-10 days until control is reached.

4. Goosegrass: Illoxan 3 EC at 1.0 oz/1000 sq. ft.

5. Broadleaves (winter annuals): Lesco Three-Way (2,4, -D, Mecoprop and Dicamba) at 1.2 to 1.5 oz/1000 sq. ft.

### Mechanical/hand pulling of weeds

We hand-pull all weeds in the putting surfaces (except the nutsedges. See above). All weeds in flower beds are also hand pulled.

### Wall-to-wall vs. Spot Spraying

Most all of our pre-emerge programs are treated on a wall-to-wall basis, except the fall application, which is used to treat only the non-overseeded areas.

All of our post-emergent programs are applied as spot treatments to only treat the actual weed infested areas to minimize chemical use and environmental impact.

### Summary

After the last several years with properly applied pre-emergent programs we have reduced our chemical weed control to now less than 10% of our total turf acres. This effort is assisted by increasing our renovation activities and fertility programs to grow the healthiest turf-

grass possible, which minimizes weed growth.

Our major weed problems now seem to be purple nutsedge and bull paspalum. Their waxy leaf surfaces tend to resist the penetration by the herbicides, and our summer rains make it hard to keep an active product on the plant. Unfortunately, it seems our pre-emergent programs have a minimal effect on these weeds.

CARY N. LEWIS, CGCS  
Renaissance Vinoy Resort

## Weed Control for 2 Municipal Courses in Fort Myers

Working with superintendents Ed Stalnos at the Ft. Myers CC and Jim Hahn at the Eastwood GC, this is the program we came up with for the two municipal courses for this year.

### Pre-emergent Program

We apply a 13-6-18 fairway fertilizer sparged with Barricade at the rate of 350 pounds per acre. This provides .75 pounds active ingredient of Barricade per acre. This is put down during the first week of November.

We follow up with either another 1.5 pounds per acre of Barricade or 1.5 quarts per acre of Surflan 75 to 90 days after the initial treatment. Our primary weed targets with this application is suppression of goosegrass and crabgrass germination. We also hope to slow down some of the *Poa annua*. If we get volunteer ryegrass coming up in non-seeded areas we spot treat with Kerb as a post emergent application.

### Post Emergent Program

For goosegrass and crabgrass infestations we use Sencor at 3 oz per acre with MSMA at 43 fluid ounces per acre as a tank mix with good results. Illoxan at a rate of 1 quart per acre has been used on Tifdwarf putting surfaces for goosegrass control. The greens are only sprayed if hand-picking cannot control the goosegrass.

Broadleaf weeds are controlled using Trimec Classic at a ½ quart per acre rate.

We have been very successful con-

trolling purple nutsedge by applying Manage at 1.3 ounces per acre.

We have also had good results using the new herbicide Drive making two applications at the label rate.

Our most difficult weeds are goosegrass and a broadleaf weed called southern sida. If anyone has any ideas on control of the latter, please give me a call.

MIKE MONGOVEN, CGCS  
City of Fort Myers

### WEED NEWS OFF THE NET

#### New Product

Dow AgroSciences has recently received registration for Lontrel Turf & Ornamental herbicide in the state of Florida. Lontrel is a non-phenoxy, selective post-emergence herbicide that contains the active ingredient clopyralid. It is labeled for use on both warm and cool season turf and sod farms. Clover, thistles, and nightshade groundsel are among the weeds that are on the label with the expectation to expand it in the coming year. There is excellent turf safety with both St. Augustinegrass and bermudagrass. Lontrel may be applied as a broadcast or spot treatment.

#### DR. PHIL BUSEY'S TURFTALK DIGEST

#### Questionable spot treatment

Often I see herbicidal spot treatment of goosegrass causing considerable damage to fairways, more than a properly calibrated broadcast application of traditional selective products. I described this in an article in the September 1999 Golf Course Management, and some examples are illustrated at

<http://www.floridaturf.com/weeds/eleusine.html>

I am interested in collecting comparative data on costs, both in materials and labor, of booming vs. spot treating. I am also interested in what threshold of goosegrass infestation is used to decide between the two approaches. Please share any experiences.

#### Tropical Signalgrass

I've struggled for over a year talking about "that weed everyone's got" so now

I'm calling it tropical signalgrass. In golf course management it is most commonly bullgrass, yet I don't think you'll find "that weed" in any book under the name bullgrass. Meanwhile some people call it smallflowered Alexandergrass, and some call it crabgrass, which leads to more confusion because those two plants differ so much in herbicide sensitivity. To help reduce the confusion, I've posted photos of tropical signalgrass and crabgrass at: <http://floridaturf.com/weeds/urochloa.htm>

Dick Wunderlin calls "that weed" tropical signalgrass in *A Guide to the Vascular Plants of Florida*, about as authoritative book as you can find for plant names in Florida. So I didn't make it up. If you're less interested in studying it, and more interested in killing "that weed," the good news is that it's fairly easy to do in golf or sports turf, if you go back to multiple broadcast tank mixtures of MSMA + Sencor. That's something about two-thirds of Florida golf

course superintendents appear to be gunshy about, but if you keep the Sencor rate to a tiny fraction of the label, say one third, it helps wave goodbye to tropical signalgrass without hurting bermudagrass.

#### Emerging weed problem

It's small, but can be a big problem. Old World diamondflower is a spreading broadleaf weed that grows low enough to survive on golf course greens. Patches are most noticeable on fairways, and because the bermudagrass is already slowing down, the patches stand out late in the growing season. Before looking at possible herbicides, we must first know what weed we are talking about, and this one has been frequently misidentified. More information and photos are here:

<http://floridaturf.com/weeds/hedyotis.html>

#### How do weeds get around?

Hurricane Irene was a vivid reminder

that no matter how good your turf sanitation, occasional events of nature can move weed seeds around. Inspecting turf areas in South Florida, I was impressed that all were under water. When it dries out, just look at the bands of flotsam across the fairway. This is a "design feature," and we should be proud that turf serves the environment by providing groundwater recharge. But the consequence of low-lying turf areas is that in any normal year, most turf areas can suffer lateral movement of weed seeds, besides the dispersal by wind and golf cart tires. Solutions may include the growing of a strong turf canopy, to constrict weed seed germination, and the use of preventive herbicides. But what about dealing with the basic problem? Would there be a way to selectively scoop up, or neutralize, the weed seed that gets moved around?

*Editor's Note: You can subscribe to Dr. Busey's OnlineTurfTalk-Digest by contacting him at: [turf@ufl.edu](mailto:turf@ufl.edu)*

## Producers of Quality Turfgrasses for Golf Courses and Athletic Fields



**Pike Creek Turf inc.**

Route 2, Box 376-A, Adel, Ga. 31620

**1-800-232-7453**

### Producers & Installers of Fumigated, Georgia Certified Bermudagrasses

- ◆ Tifway
- ◆ TifSport
- ◆ TifEagle
- ◆ Tifdwarf
- ◆ Centipede Sod/Seed
- ◆ Meyer Zoysia

*Rowplanting Services Available*



## Aerifier Dolly Relieves Shop Frustration

The “aerifier dolly” is a tool that was constructed out of frustration. First, a frustrated shop and equipment manager who felt as if he was wasting time searching for a tractor that was not in use, so that he could lift the 3-point hitch-mounted aerifier to perform necessary repairs and maintenance on the aerifier. Second, a golf course superintendent who was frustrated with his staff when the rough was not being mowed because the shop and equipment manager had a tractor tied up. And finally, a frustrated assistant golf course superintendent who was sick and tired of being pulled from both ends trying to please both the shop and equipment manager and the golf course superintendent.

The solution was an innovative “aerifier dolly” designed and built by Olde Florida Golf Club’s shop and equipment manager, Kim Ellis. The frame and five risers with cradles (two front and three rear) are made of 2 x 2 inch square tubing. The frame, measuring 29 x75 inches is lightweight but strong and mobile.

The cradles, or brackets, that the aerifier rests on are two-inch, steel “C-channel”. The back three are six inches in length and run parallel to the frame and the front two, also 6-inches in length, run perpendicular to the frame.

The back three pieces of “C channel” are face up so that the machine is cradled in the C-channel. The front two pieces are turned upside down to support the wider front piece of the aerifier. The front two

cradles also have a piece of C-channel welded to both ends to keep the aerifier secure. All five brackets that the aerifier rest on are welded to 12 inch tall risers (2 x 2 inch square tubing).

The two front risers and the two outside risers on the back are 13 inches from the outside of the frame. The center riser (on the rear only) is 37.5 inches, or exactly centered in the back. The measurements could easily be adjusted for another brand of aerifier. On the bottom of the frame, in all four corners, heavy-duty casters were attached to allow the frame to be rolled around the floor with ease.

When the dolly was finished, the metal was painted with a primer and several coats of Rust-oleum. It took Ellis between three and four hours to build it and the cost was around \$200 for the steel and paint and \$80 for the heavy-duty casters. The casters, which are rated for a 460-pound load range per wheel, were purchased from Grainger, part #1F147.

The dolly that Ellis designed and constructed has freed up the use of a tractor and allows the repair


staff to perform necessary repair and maintenance on the aerifier as well as change the blades. It also enables the golf course staff to easily move the otherwise immovable (unhooked up) aerifier so that the floor can be cleaned.

Life is too short to be frustrated. Be happy!

Darren Davis, GCS  
Olde Florida Golf Club




*Note the three rear risers with the parallel C channel cradles and the two front risers with the perpendicular cradles. Photo by Darren Davis.*



*The finished dolly on casters. Stored out of the way when not in use, but easy to move around for blade changes or hook ups to tractors. Photo by Darren Davis.*





*The only thing worse than **goosegrass**  
is where goosegrass **used** to be.*

**Fix 'em both with Illoxan®.** Unlike old fashioned herbicides, which killed goosegrass but left ugly brown patches in their wake, Illoxan is smarter. It gives you fast, reliable goosegrass control, from one-leaf to one-tiller stages, all throughout the season on established turf. It's also gentle on bermudagrass. Yet no matter how hot and damp conditions get, you won't get ugly brown patches. No sir. And once Illoxan has dried, it won't be affected by rainfall or irrigation: a big advantage in certain parts of the South. Got goosegrass? Get Illoxan. The only thing it leaves behind is a smile.

**Illoxan®**  
HERBICIDE



## FTGA Launches Grass-Roots Fund-Raising Campaign

The FTGA and the University of Florida have joined forces for a turf research fund-raising program dubbed, "Golfers For A Better Environment." The idea stems from FTGA Public Relations Director Don Benham's experience with a similar successful program instituted by the Michigan Turf Foundation and Michigan State University.

After a couple of dress rehearsal presentations to the board of directors of the Gainesville Country Club and the Florida Turfgrass Association, Benham and Nell debuted the program to representatives of 15 country clubs in the Boca Raton area Feb. 8. David Court, CGCS and Mark Jarrell, CGCS helped the FTGA office with contact names and David's club, Boca Lago, served as the host for this inaugural presentation of the program.

The Golfers For A Better Environment program is designed to encourage grass roots golfers to participate in turf research to accomplish several goals:

- (1) Provide a means for golfers to help preserve and protect their club's most important asset, the golf course.
- (2) Provide independent public funding to study environmental impacts of turf management products and practices.
- (3) Provide a consistent base of support for turf research rather than depending only on annual event sponsorship and attendance.
- (4) Provide factual evidence to rebut sensational, negative and misleading media accounts about golf courses.
- (5) Develop a significant golf constituency that can have political influence when regulations affecting golf courses are under discussion.

The premise of the program is very simple. Each club's board of directors is being asked to consider a convenience billing to their membership of an annual \$5.00 donation to the Florida Turfgrass Research Foundation.. The goal of hav-

## 2000 Florida Plants of the Year - Part 2

**Editor's Note:** The Florida Plants of the Year program was launched in 1998 and has been beneficial to both consumers and growers. Purchasers are introduced to under-utilized but proven Florida plant material. The plants are chosen each year by a committee of horticulturists, nurserymen, educators, landscape architects and other members of the horticulture industry representing Central, North and South Florida.

### Common Name: Red Buckeye

**Botanical Name:** *Aesculus pavia*

**Hardiness:** Zones 4-8

**Mature Height X Spread:** 15-20' tall and 10-12' wide

**Classification:** Landscape shrub or small tree

**Landscape Use:** Specimen or grouped in light shade

**Characteristics:** Deep red flowers in April-May contrast with dark green leaves, and produce shiny brown fruit that contain three orange seeds.

A deciduous large shrub or small tree, palmate foliage blooms in early spring with showy red terminal flowers that attract hummingbirds. A native that thrives in light shade and moist soils, this shrub makes brown shiny nuts, like a chestnut, which split to reveal three orange seeds that germinate fairly easily.



### Common Name: Sweetspire

**Botanical Name:** *Itea virginica* 'Henry's Garnet'

**Hardiness:** Zones 5-9

**Mature Height X Spread:** 4-5' tall and 6' wide

**Classification:** Landscape shrub for massing

**Landscape Use:** Mass plantings in sun or shade, adaptable to wet or dry conditions

**Characteristics:** Drooping fragrant inflorescences of white flowers make a show in mid spring. The fall color is a brilliant reddish purple.

Semi-deciduous Florida native that has arching branches to 4 feet with brilliant red fall color. The shrub has white terminal flowers on weeping spikes in the spring. Spreads underground by runners. It grows well in full sun or partial shade and thrives in wet areas.



### Common Name: Ficus Alii

**Botanical Name:** *Ficus binnendijkii* 'Alii'

**Hardiness:** Thrives in medium to high light

**Mature Height X Spread:** Height ranges from 2-20', average being 6-8'

**Classification:** Ornamental foliage plant

**Landscape Use:** Plant gives a northern look to interiors

**Characteristics:** Similar to sister plant, "Amstel King" the 'Alii' has narrower leaves and a broader fuller look.

The word 'Alii' is Hawaiian, meaning "Chief" for the broad top of the plant. the 'Alii' formerly known as *Ficus maclellandii* 'Alii' thrives in medium to high light. The slender dark leaves make this plant appealing both to interior plantscape and home market. There are three types: the bush, the standard tree and the braids.

