

The Florida Green

FALL 2011



You're looking for a professional distributor that offers products, materials and down to it straight talk.

YOU NEED

Horizon's Golf Group

Horizon offers on-the-job expertise for agronomy issues, water conservation, greens management, ongoing course maintenance and more. In fact, our golf course pros all boast backgrounds in golf course design, maintenance or management, and offer the products, materials and down to it straight talk that you need—from start to finish.

Contact us today to learn how we can help you.

800.PVC.TURF | HorizonOnline.com

irrigation | specialty | landscape | equipment

Your local Horizon Sales Centers:

Boynton Beach:
561.533.1441
7700 High Ridge Rd

Stuart:
772.287.9905
3066 Gran Park Way

Ft. Pierce:
772.465.1966
3605 Oleander Ave.

West Palm Beach:
561.863.5580
850 15th Street


Horizon
The Edge You Need

The Florida Green

Fall 2011

Published four times a year:
On the 25th of January, April, July and October

EDITOR Joel Jackson, CGCS
6780 Tamarind Circle
Orlando, FL 32819
407-248-1971 voice/fax
FLGRN@aol.com

PUBLICATIONS CHAIR Nancy Miller
Maple Leaf G&CC
2100 Kings Hwy
Port Charlotte, FL
941-255-3677

EDITOR EMERITUS Dan Jones, CGCS
Oviedo

COPYRIGHT NOTICE: Copyright 2011, Florida Golf Course Superintendents Association. All rights reserved. May not be reproduced in whole or in part without written permission of the FGCSA. EXCEPTION: Official publications of all golf course superintendent associations affiliated with the Golf Course Superintendents Association of America are welcome to use any material contained herein provided they give credit and copyright notice.

SUBSCRIPTIONS: \$20 for four issues. Contact the FGCSA office.

ADVERTISING: For rates and information, contact the FGCSA office at 800-732-6053

EDITORIAL: All inquiries should be directed to the editor, Joel Jackson, CGCS. Unsolicited manuscripts and photographs cannot be returned.

ABOUT THE USE OF TRADE NAMES: The use of trade names in this magazine is solely for the purpose of providing specific information and does not imply endorsement of the products named nor discrimination against similar unnamed products. It is the responsibility of the user to determine that product use is consistent with the directions on the label.

CONTENTS

2 SPOTLIGHT	
12 COVER STORY	
18 HANDS ON	
28 INDUSTRY NEWS	
30 STEWARDSHIP	
38 AFTERWORDS	
President's Message	1
Course Facts.....	13
Superintendent Facts	15
Green Side Up	40
Advertiser Index	40

ON THE COVER: 15th hole, Shingle Creek GC, Orlando. Photo by Joel Jackson.

FOREWORDS

Let's Get to Work!

It is truly an honor to serve as the next President of the Florida Golf Course Superintendents Association. I would like to thank everyone for this opportunity and am anxious to get to work. I am blessed to be surrounded by great chapter leaders and a hardworking staff that are committed to seeing the FGCSA continue to thrive for its membership.

I would like to thank Bill Kistler for his service to the FGCSA, as he now steps down from our Board of Directors.

Also, I wish him good luck as a newly elected director for the Florida Turfgrass Association. Another thank-you goes to Gary Myers for his dedication as President of the FGCSA over the past year. The FGCSA faced several issues over the past year and Gary did an excellent job handling them.

In the near future, all FGCSA members will be receiving a member survey. The goal of the survey is to get direct feedback from our members concerning a variety of issues. This isn't the only way you can provide us with comments. We always encourage you to contact the FGCSA Office or Board members at any time with comments or concerns. However, this survey will allow us to get a better overall picture of what our membership wants and needs. Among the topics covered in the survey will be the collection of membership dues, Web site content, and the Golf BMP Certification Program.

One of the biggest projects that we are working on is the Golf BMP Certification process. Over the past year, we have made tremendous strides in launching the program. Several individuals have been responsible for getting the program to the progressive state that it is today. I would like to thank Ralph Dain, GCSAA Field Representative for Florida, for his tireless effort as the driving force behind the program. I am encouraged by the excitement of several chapters that already have asked to set up sessions for reviewing and taking the test. We are still a little way from launching the program full time and I ask for your patience while we iron



Mark Kann,
President

out the last details. This is a program that needs to be handled correctly to ensure its credibility.

At the Crowfoot Seminar in August, we held our first Golf BMP Review Session followed by a "beta" test. Although, the review covered only one out of three sections of the test, all attendees took the full version of the test. Results from the two versions of the test were quite similar and the scores revealed that the test was fair but, by no means, easy. Those who took the test were encouraged to make comments and we are in the process of refining it accordingly.

The next steps in the process are to request endorsement from the Florida Department of Environmental Protection and to finalize the review presentations. A letter requesting accreditation will be mailed out in early September and we hope to hear back from the FDEP within a few weeks. A few more sections need to be made into presentations so we can have a consistent experience at all review sessions. It is our plan to have the program up and running on a full-time basis by the end of this year or early next year.

Again, I am greatly encouraged by the excitement and interest of our membership towards the Golf BMP Certification Program and I don't want to lose our momentum. Please keep in mind the importance of doing this right to maintain the credibility of the program. In the meantime, go ahead and crack open those books and get to studying!



PRESIDENT **MARK KANN**
 UF/IFAS PSREU
 2556 W Hwy 318
 Citra, FL 32113
 352-591-2678

VICE PRESIDENT **Nancy Miller**
 Maple Leaf G&CC
 2100 Kings Highway
 Port Charlotte, FL 33980
 941-255-3677

SEC/TREAS **Kevin Sunderman**
 Isla Del Sol Y&CC
 6000 Sun Boulevard
 St. Petersburg, FL 33715
 727-867-8098

PAST PRESIDENT **Gary Myers, CGCS**
 Walt Disney World Resort
 9765 Gault St.
 Orlando, FL 323836
 407-824-3031

DIRECTORS

CALUSA **Jim Foster, CGCS**
 Coral Oaks GC
 239-573-3106

CENTRAL FLORIDA **RICKEY CRAIG**
 SHINGLE CREEK G.C.
 407-996-9800

EVERGLADES **Bill Davidson, CGCS**
 CC of Naples
 239-261-0534

NORTH FLORIDA **Brad Smith**
 The G.C. at North Hampton
 904-548-0425

PALM BEACH **Brian Main**
 Aberdeen G&CC
 561-966-9131

RIDGE **Jim Rowland**
 Lake Wales CC
 863-676-3193

SEVEN RIVERS **Jim Shaffer**
 High Point GC
 352-596-4356

SOUTH FLORIDA **Ricky Reeves**
 Miami Beach CC
 786-402-7157

SUN COAST **Mark Todd**
 ValleyCrest @ Greenfield
 941-749-7678

TREASURE COAST **Carlos Arraya**
 Hawks Nest G.C.
 772-569-9409

WEST COAST **Trent Inman, CGCS**
 Old Memorial GC
 813-926-2420

STAFF

EXECUTIVE DIRECTOR **Joel Jackson**
 6780 Tamarind Circle
 Orlando, FL 32819
 407-248-1971 voice/fax
 FLGRN@aol.com

ASSOCIATION MANAGER **Jennifer Bryan**
 PO Box 65
 Jensen Beach, FL 34958
 772-334-7515; 800-732-6053 (FL)
 fgcsa@comcast.net



Harold Wilhelm, left, is congratulated by Ridge President Scott Scamehorn and VP Mike Giddens for his \$5,000 hole-in-one in the new format of the Jack Harrell Sr. Memorial Invitational. Photo by Joel Jackson.

New Tournament Format Scores an Ace!

Those Ridge rascals have gone and upset the apple cart. Instead of the usual sandbagging scramble team format, this year's Jack Harrell Sr. Memorial event in June was an 18-hole, par-3 tournament with hole-in-one contests on every hole. Depending on the yardage, an ace could be worth \$5,000, \$10,000 or \$25,000 if you made it into the finals.

Harold Wilhelm of BWI likes the new format as he took home \$5K for his ace on the 15th hole. Besides a chance for an ace on every tee, players scored points for their golf scores and those with the best totals at the end — along with any ace-makers — got to tee it up on the 18th hole for a shot at \$50,000

to be split 50-50 with the chapter's charities. Kudos for the Ridge Chapter for coming up with a fun and exciting format that kept everyone in the game all day and helped raise money for their worthwhile

charities.

Down in West Palm Beach, Steve Pearson, CGCS was hosting the PBGCSA's Future of Golf Tournament at The Falls CC. This annual event has been the primary fundraiser for the chapter's many philanthropic ventures

including support of junior golf programs in the area. This event also marks the 2nd Bayer Power Pak product auction of the season. This year Shannon Wheeler's bid of \$6,000 accepted by Bayer's Brian MacCurrach went to the chapter's fund-raising efforts.

The South Florida GCSA's annual meeting and chapter championship was held at Doral's Blue Monster this year thanks to host Tom Trammell and Ronnie Brooks. The chapter made a \$20,000 SHARE donation

to the UF/IFAS Research Station in Ft. Lauderdale. This money funds maintenance and research on the FGCSA's Otto Schmeisser Research Green. Playing the Blue Monster



Bayer's Brian MacCurrach, left, congratulates Shannon Wheeler from The Fountains CC for his winning bid for the Bayer Power Pak of products. Photo by Joel Jackson.

THE JACK HARRELL SR.

20th

RIDGE

GCSA 2011

INVITATIONAL



**Congratulations to Harold Wilhelm
for making an ace worth \$5,000.**

**Thanks to our sponsors
and volunteers for making
our new Hole-in-One format
a smashing success.**

RIDGE RUNNERS

Agrium Advanced Technologies
BASF
Beard Equipment
Citrus Seven Pump
Florida Potting Soils / Cemex
Florida Turf Support
Golf Agronomics
Golf Ventures
Harrells
Howard Fertilizer and Chemical / Aquatrols
Southeast Partners
Syngenta
TapinZ
The Andersons / Tim McKenna
WescoTurf, Inc.
WinField Solutions

CRICKET STOMPERS

Arysta Life Science
Bayer Environmental Science
Dow AgroSciences
Pro Plus Golf Services, Inc.

SNOWMEN

DuPont Professional Products
Everglades GCSA
FMC
Golf Course Services, Inc.
SSI Petroleum
Upstart Products · Zep

SPECIAL THANKS TO:

Golf Ventures - Beverage Cart
Beard Equipment - Beverage Cart
WescoTurf, Inc. - Food Sponsor
Florida Turf Support - Reception Awards
Rick Fontaine and The Club at Eaglebrooke
Debbie and Ray Cuzzone, and all volunteers
Ridge GCSA Board



Taking first place at the PBGCSA Future of Golf event with a net 57 were, from left, Kevin Fipps, Jacaranda GC; Steve Antal, International Turf Partners; Robert Anderson, Miami National GC; and Drew Summerill, ICD Sports Group. Photo by Joel Jackson.

humbled more than a few golfers, but Effrain Maldonado and Dave Oliver prevailed and captured the President's and Vice President's cups for 2011.

As we get to the end of summer it's always time for the Central Florida Larry Kamphaus Crowfoot Open. This year we pause to pay tribute to Vilma Kamphaus who passed away in June and joined Larry in the great hereafter. Vilma and Larry organized and ran the Crowfoot Open for more than a decade before Larry died in 1997. Grand Cypress was the venue and Tom Alex did his usual stellar performance as emcee, while his able staff had the New Course in flawless shape.

Perennial contender Steve Bernard from

the Adios CC shot a 72 to win the event and a spot on the FGCSA Golf Team.

This year's Larry Kamphaus Award went to Dwight Kummer, VP of Operations at Howard Fertilizer. Dwight has been a leader in Central Florida GCSA affairs both as a superintendent at the Bay Hill Club, and in his current role on the commercial side of our industry. Congratulations. Another tradition at the Crowfoot has been Golf Agronomics' annual \$3,000 Research Fund donation. GASH reps Dale and Wes Mitchell made it official when they presented FGCSA President Mark Kann with the check at the Crowfoot Open reception.

And that brings us to the FGCSA



Superintendent Effrain Maldonado, left, captured the SFGCSA Presidents Cup and affiliate member David Oliver took home the Vice President's Cup at the SFGCSA Golf Championship held at the Doral Resort in July. Photo by Joel Jackson.



We fondly remember Vilma and Larry Kamphaus for their unselfish service to the Central Florida GCSA as Co-Chairs of the Crowfoot Open for 13 years. Vilma died this past June. Photo by Joel Jackson.



SFGCSA President Marcus Prevatte, right, presents Dr. John Cisar with UF/IFAS with a \$20,000 SHARE donation for the Research Station in Ft. Lauderdale. Photo by Joel Jackson.



During the 35th Annual Crowfoot Open reception, Tom Alex, left, presented Dwight Kummer with the 2011 Larry Kamphaus Award for service to and leadership in the Central Florida. This service award alternates annually between superintendent and commercial member recipients. Photo by Joel Jackson.



Steve Bernard from the Adios GC shot a 72 to win the Crowfoot Open and a spot on the FGCSA Golf Team to compete in Palm Springs next February. Photo by Joel Jackson.



THE PALM BEACH GCSA'S

31ST FUTURE OF GOLF TOURNAMENT AT THE FALLS COUNTRY CLUB

DIAMOND SPONSORS

Horizon
Hector Turf
Bayer Environmental Science
Show Turf of South Florida, LLC

GOLD SPONSORS

GASH
BASF
Club Car
Ameriturf
Dow AgroSciences
Golf Ventures
Harrell's Fertilizer
Aeration Technology
John Deere Golf/Landscapes

SILVER SPONSORS

Syngenta
Prime Turf
St. Andrews Club
Boca Rio Golf Club
Flamingo Lakes Golf Club
Wyld West Annuals

Turf Dietitian
Florida Superior Sand
A.J. Balding
Erosion Restoration
Fertigation Specialists
Florida Turf Support
Helena Chemical
Howard Fertilizer
Brandt Consolidated
Independent Turf Partners
Diamond R Fertilizer
The Andersons - Southern Region
Solo Environmental Services
Lake Masters Aquatic Weed Control

BRONZE SPONSORS

Redox Turf/Ameriturf
Quali-Pro
Dunn Signs
Upstart Products
Pike Creek Turf
TriEst Ag Group
Adios Golf Club
Spreadrite Golf Services

The Fountains Country Club
Gulf Stream Golf Club
Precision Small Engines
Bucky Dent Baseball School
Pathway Technologies
Professional Golf Carts
Golf Safety - Todd Miller
Tee-To-Green Turf Products
The Friday Foursome
Pro Plus Golf Services
Golden Leaf Tree Experts
Ameriturf - Paul Crawford/Marty Griffin
Zimmerman Tree Service
Grigg Brothers/Ameriturf
Kipp Schulties Golf Design
Westgate Management - Mike Feit
Diamond R Fertilizer
Grigg Bothers Foliar Fertilizers
South Florida Grassing
Gilchrist Lawn, Tree and Irrigation Maint.
Dupont Professional Products
Tom and Mark Burrows - Turf Consultants
Sanford Golf Design

MANY THANKS TO OUR SPONSORS FOR THEIR GENEROUS SUPPORT



From left, Dale Mitchell and Wesley Mitchell present GASH's annual \$3,000 research donation to FGCSA President Mark Kann at the Crowfoot Open in Orlando for over \$54,000 in contributions over the years. Photo by Joel Jackson.

From left, Ralph Dain, GCSAA Florida Field Staff; Erin Boyd Wilder, Sod Solutions Company, and Mark Kann FGCSA President met with U.S. Senator Bill Nelson's Chief of Staff in Tallahassee in September on key issues facing the golf industry. Not pictured is Joel Jackson, FGCSA Executive Director, who took the photo.



FGCSA Officers for 2011-12, from left, Secretary/Treasurer Kevin Sunderman, Immediate Past President Gary Myers, CGCS, Vice President Nancy Miller and President Mark Kann. Photo by Joel Jackson.



2011-12 FGCSA Directors are, from left, Trent Inman CGCS, Brad Smith, Brian Main, Mark Todd, Rickey Craig, Ricky Reeves, Jim Shaffer and Jim Foster, CGCS. Not pictured are Carlos Arraya, Bill Davidson and Jim Rowland. Photo by Joel Jackson.

Southeastern
 TURF GRASS SUPPLY
 Call us about our **GUARANTEED**
 insect and weed programs
904-260-8565

- **Serving Florida for over 31 years**
- **Fairway aerification and verti-cutting**
- **Custom application of insecticides and herbicides**

35TH ANNUAL
LARRY KAMPHAUS
CROWFOOT
OPEN

Hosted by the
Central Florida GCSA
at the Grand Cypress Resort



PLEASE JOIN US IN THANKING
OUR SPONSORS AND SUPPORT
THEM WITH YOUR BUSINESS

TITLE SPONSOR

Beard Equipment

PRESENTING SPONSORS

Harrell's, LLC – Vendor Appreciation Reception
Howard Fertilizer and Chemical Co. – Golf
Wesco Turf, Inc. – Awards Luncheon

PLATINUM SPONSORS

AAT/DowAgrosciences
Brandt Consolidated
Golf Agronomics
Golf Ventures
Pinestraw of South Florida

SILVER SPONSORS

A.J. Balding
BWI
DuPont Professional Products
Eckert Golf Sales, Inc.
Ewing
Florida Potting Soil
Golf Specialites, Inc.
Pro Plus Golf Services

DIAMOND SPONSORS

Syngenta
Bayer Environmental Science
Maxand
Pathway Biologic
Syngenta
TriEst Ag Group, Inc.
Turf Merchants, Inc.
Upstart Products, Inc.

GOLD SPONSORS

FIS Outdoor
Florida Turf Support
Lake Masters Aquatic Weed Control, Inc.
Laserturf SouthEast, Inc.
Precision Lab
Precision Small Engine Co.
Qualipro

DONATION

Space Coast Turf Supply, Inc.





YOUR BEST CHOICE FOR GOLF

- #1 For Shade Tolerance*
- #1 For Divot Recovery*
- #1 For Wear Tolerance*
- #1 For Drought Resistance and Tolerance*



sodsolutions.com/FloridaGreen

* for complete research results, visit our website

SPOTLIGHT



As he leaves the FGCSA Board, Past President Bill Kistler (left), received a plaque recognizing his FGCSA Board service from Immediate Past President Gary Myers, CGCS during the August annual meeting in Orlando. Photo by Joel Jackson.

board meetings held the day before the Crowfoot. During this year's meeting, the progress of the BMP Certification Program was discussed along with appeals for chapters to focus on membership drives to get former FGCSA members to rejoin and to encourage local commercial members to consider FGCSA's Industry Partner Program and other advertising opportunities. Following the summer board meeting, the annual meeting and election of officers and directors took place. Following the elections, Immediate Past President Gary Myers, CGCS presented Past Present Bill Kistler with a plaque to recognize his service to the FGCSA.

AERIFICATION⁺ PLUS, INC.

TURFGRASS AERIFICATION AND ROOT ZONE MANAGEMENT

ALL SEASON HELP — SMOOTH—POWERSM DEEP SPIKE
(FOR GREENS AND TRAFFIC AREAS)

SOIL RELIEVER[®] SALES

(800) 340-3888

AerificationPlus.com

LET MOLE CRICKETS KNOW THEY'RE ON YOUR TURF NOW.

CHIPCO® CHOICE IS PART OF THE 2011 BAYER FALL SOLUTIONS PROGRAM.

SUBMIT YOUR ORDER NOW TO TAKE ADVANTAGE OF THE SAVINGS.

Chipco® Choice provides the industry's best control of mole crickets, guaranteed.

With our 12-month Service Agreement, you'll have exceptional control for your course and a greater value for your budget. Plus, Chipco Choice is applied by certified Choice Applicators, so you have the peace of mind to know it's done right.

Our science and convenience make Chipco Choice the industry's best mole cricket control solution. To find out more, contact your licensed Chipco Choice Agent today and ask about an application. You can also visit BayerFallSolutions.com to learn all about this year's exciting Program.

Bayer CropScience LP, Environmental Science Division, 2 T.W. Alexander Drive, Research Triangle Park, NC 27709. 1-800-331-2867. www.BackedByBayer.com. Bayer, Bayer Cross and Chipco are registered trademarks of Bayer. Please verify state registration of these products in your state before selling, using or distributing. Always read and follow label instructions carefully. © 2011 Bayer CropScience LP.



chipco
choice

Two Chapters Present 2011 President's Awards



Wayne Kappauf, CGCS was presented his 2011 President's Award by EGCSA President Alberto Quevedo, CGCS at the chapter's annual meeting in July. Photo by Robert Toski.

The FGCSA President's Award for Lifetime Service was begun in 1990 to honor those former and current superintendents with 20 years in the business with at least 10 years as a superintendent who have been instrumental in state and local affairs. There were two nominees this year who met the qualifications. Wayne Kappauf, CGCS of the Everglades GCSA and Bryan Singleton of the South Florida GCSA.

Wayne Kappauf, CGCS, Island CC, Marco Island Rd

By Darren Davis, Olde Florida GC

The Everglades Golf Course Superintendents Association was pleased to nominate Wayne Kappauf, CGCS for the Florida Golf Course Superintendents Association Presidents Award for Lifetime Service. Having been instrumental in the affairs of both the EGCSA and the FGCSA while serving as a director for each, and having been employed for more than 20 years in the turfgrass industry as a golf course superintendent, Kappauf certainly meets all of the qualifications for the award.

Kappauf has been the golf course superintendent at Island Country Club in Marco Island since 1995. Previously he was the golf course superintendent at Quail Run Golf Club in Naples in 1982-1995. He grew up in Naples and graduated from Naples High School in 1978. He then attended Florida Southern College in Lakeland and was graduated in 1982 with a B.S. in business management.

Kappauf has been an active member of the EGCSA since 1982. He is past president and served on the EGCSA Board of

Directors from 1991-1996 and 2000-present. An avid golfer, he has served the EGCSA for numerous years as chair of the golf committee. A Certified Golf Course Superintendent since 1993, Kappauf enjoys the friendships and brotherhood of the profession and compares it to his fraternity days at Florida Southern. Married to Melody in 2002, Wayne has a daughter Aimee (28) and son Kyle (22) from a previous marriage.

Bryan Singleton, Biltmore GC, Coral Gables

By Ricky Reeves, Miami Beach GC

The South Florida Chapter was proud to nominate Bryan Singleton for this year's FGCSA President's Award to recognize his service to the South Florida GCSA.

His willingness to volunteer and serve have been exemplary. Bryan served on the SFGCSA Board in all positions except external vice president from 1997 – 2004. He recently stepped up to serve once again as the secretary/treasurer for 2010.

Bryan has hosted our annual meetings and golf championships six times. He volunteered as an NBC spotter for the PGA Doral Championship from 1998 to 2007. He has also repeatedly volunteered at the annual SFGCSA/IFAS Turf Expo Field Day from 1997-2001.

Professionally, Bryan began his career in 1983 as superintendent of the Wilmington CC in Delaware. He moved to Card Sound GC in 1987 as an assistant and in 1991 he became the superintendent at the Riviera CC in Coral Gables. In 2006 he began his current job as superintendent of the Biltmore GC.



Bryan Singleton received his 2011 FGCSA President's Award from SFGCSA President Marcus Prevatte during the Annual Meeting at Doral. Photo by Joel Jackson.



By the time you read this,
your height-of-cut could
have been adjusted.

New Quick Adjust Reels. Yes it's now this easy to adjust the height-of-cut. Just click in a power drill on either side of the cutting unit, hit the trigger, watch the gauge, and you're done. No wrenches, and no need to double-check both sides. Thanks to SpeedLink technology, they match perfectly every time. But don't just read about these reels. See them for yourself. Call your John Deere Golf distributor for a demo. Consider us part of your crew.



SHOWTURF OF SOUTH FLORIDA
1365 NEPTUNE DRIVE
BOYNTON BEACH, FL 33426
(561) 732-8905

SHOWTURF OF SOUTH FLORIDA
4084 DUNCAN ROAD #3
PUNTA GORDA, FL 33982
(941) 575-0052



*Shingle Creek Hotel and Golf Course.
Photo Courtesy of Shingle Creek.*

SHINGLE CREEK GOLF COURSE: LINKING THE PAST TO THE PRESENT

The Shingle Creek Golf Course is located a few miles east of the Orange County Convention Center so familiar to most of us as the venue every three years for the Golf Industry Show. The 18-hole, Dave Harmon layout surrounds the Rosen Shingle Creek Hotel, one of seven Orlando area properties operating under the Rosen banner. The course opened in 2003, so it's relatively young in comparison to some of the nearby golf courses, but the land on which it lies has some interesting historical ties to the region.

The Shingle Creek watershed is the natural headwaters of the Florida Everglades some 140 miles to the south. In the early 1800s, early Central Florida settlers were attracted to the area for

its abundant game and fishing, the vast cypress tree stands for lumber and the creek as a water source. These early pioneers used the area's resources well by harvesting the trees and floating them downstream to a nearby saw mill, where they were made into shingles for their homes, hence the name, "Shingle Creek."

Even though this southern region of Orange County has seen plenty of development since the 1970s, Shingle Creek has been protected by the installation of three bordering mitigation wetlands and the course design, which mandated the retention of runoff not only from the hotel property but also from the tourist-oriented International Drive area.

The water is held and filtered by the

golf course's 16 lakes and only released when the lake levels rise above the two outlet weirs that slowly release excess water into the mitigation wetlands. To aid in cleaning the water while it's flowing through the golf course property, the lakes have abundant aquatic plants along the shorelines and bubblers to help improve the dissolved oxygen content.

Rickey Craig, the golf course superintendent, has been on board since the course opened. During our ride through of the course, he showed me how he has learned to adapt the course even more to its surroundings. Craig explained that the land was relatively flat and composed of heavy soils, which is to **See SHINGLE CREEK, pg. 14**

SHINGLE CREEK GOLF CLUB



Shingle Creek Golf Maintenance Staff. Photo by Joel Jackson

Location: Orlando

Ownership: Rosen Hotels & Resorts
Playing policy: Resort (avg rounds 47,000/year)

Numbers: 18 holes, 7,149 yards, par 72

Slope/Rating: 139/75.1

Designed by Dave Harmon. Constructed by Golf Course Consultants

Opened: 2003.

Management Team: Director of Golf Dave Scott; Head Golf Professional Dave Smiley; Golf Course Superintendent Rickey Craig

Ongoing projects: Seasonal bunker sand replacement and lake bank stabilization and plantings.

Acreage under maintenance: 114 (total acreage: 230)

Greens: 4.0 acres. Turf type: TifEagle. HOC 0.09 –0.110 in. No overseeding.

Green speed goals: 10-plus

Tees: 5.0 acres. Turf type: Tifway 419. HOC 0.350 –.0450 inches. Overseeded with ryegrass at 450lbs/Acre

Fairways (25 acres) and Roughs

(80 acres). Turf: Tifway 419. HOC 0.400 –0.450 (Fairways) and 1.5–2.0” (Roughs). No overseeding.

Bunkers: 90. Hand and machine raking.

Lakes/Ponds: There are lakes on 16 holes. Treated by outside contractor. Lakes have bubblers and more fountains being considered for aesthetics and aeration.

Irrigation: Source: reclaimed. Flowtronex pump station. Controls: Toro Site Pro with Osmac controllers. 900+/- heads. Fertigation for mostly minor nutrient applications.

Water Conservation: Under SFWMD guidelines. Use wetting agents.

Staff including superintendent: 21.

Key staff: Assistant Mitchell Leininger, Equipment Mgr.: Matt Bean, Spray Tech: Mike Thomas; Irrigation Tech: Travis Weitz; Admin Asst: Kathy Martin.

Arrowhead plants along the 17th hole shoreline help filter nutrients from the water. Photo by Joel Jackson.

SHINGLE CREEK, continued from pg. 12

be expected in relatively low-lying areas near creeks and wetlands. During periods of heavy rain when lake levels rise, the water table also rises along the shorelines.

These saturated areas become problematic to mow with standard mowing equipment, so instead Craig has begun creating “mini-wetland” plantings of cypress trees and cordgrass in mulched beds. This has eliminated any erosion of the banks and preserved a neat, clean appearance. Another advantage of these converted areas is the creation of more habitat areas for wildlife.

Craig said, “We have a variety of critters that visit the golf course depending on the water level in the creek and wetlands. We have recorded deer, wild hogs, fox, turkey, alligators, turtles and a whole slew of birds from Sandhill Cranes to those little bitty birds. The hotel maintains a trail that our guests can use to hike over to the creek and along the edge of the wetlands.”

Craig said while there are not large native areas on the golf course proper, the landscaping – including lots of trees – helps to separate and define each hole, giving each its own unique character. With 16 lakes, there are plenty of doglegs and carries over water to challenge players of all skill

levels. Thanks to Shingle Creek’s location near the convention and tourism center of International Drive and nearby Universal Studios, Craig said they were still doing close to 150-200 golfers per day, and this was early August when I toured the course with him.

Craig’s advice to those entering the profession: “Keep it simple. Don’t complicate things. Make a plan and stick to it, and don’t overlook the details.”

Craig’s plan for Shingle Creek includes a solid cultural program that has greens aerified three times a year with a 1.5 x 1.25-inch tine spacing. He estimates they get 9 to 13 percent thatch removal per aerification or close to 30 percent each year.

“At that rate,” he says, “By the third cycle we have to follow up with a roller because the greens are softening up.” Craig says their cleanup program involves sweeping up the plugs, topdressing the greens and then hosing them off with water. Craig added, “This helps move the sand into the holes to avoid mower pick-up and moisten the root zone after it’s been dried out from the open holes. We find the greens recover quicker.”

Craig’s verticutting regimen is to double verticut every other week during the growing season. They follow a compass

pattern around the green and whatever direction they are going —north-south, east-west, etc — they go up-and-back on the same pass rather than crosscut. In the off week they spike the greens. Fairways and tees are verticut twice a year in the spring and fall. They use the same up and back technique which can really stand the grass up, so they often circle cut the fairways to get a tighter cut.

Craig said pest pressures are fairly low on the property. This was the first year he had to apply Chipco Choice® in all the roughs for mole cricket control. Normally he could just go out with some Orthene® and treat hot spots. Weed control is mainly limited to the landscaped areas and along the shorelines in the new cypress and cordgrass areas.

The fertility program is affected by the heavy soils, so the fairways and roughs generally need only about 3.5 lb. of nitrogen a year, and 5-6 lb. of N on the tees. The greens get a more typical 9-10 lb. of N per year. Primo plays a big role in keeping the turf tight and playable. They apply 1.5-2.0 oz. of Primo per acre on the greens in March and by August they’re up 4 oz./acre.

The fairways are also sprayed with Primo stepping up the per-acre rates from 6 to 9 to



SUPERINTENDENT FACTS

Originally from: Center Hill, FL.

Family: Wife, Wendy; sons, Isaac (6) and Samuel (2)

Education: 2002, A.S. Golf Course Operations, Lake City Community College (now Florida Gateway College); 1995-98 Liberty College

Employment: August 2003–Present, Superintendent Shingle Creek G.C.; 2002 Foreman Grand Cypress Resort; 1995–2002, Crew at London Downs CC, Forest, VA; Disney Palm Course and TPC Sawgrass (OJT).

Professional Affiliations & Offices Held: Current vice president of the Central Florida GCSA. Member of GCSAA since 1999.

Goals: Continue to provide the highest quality in turf maintenance and operations and to progress within the golf industry

Memorable moments: Getting married and the birth of my sons.

Hobbies & Interests: Coaching T-Ball, playing softball, fishing and attending United Community Fellowship Church



RICKEY CRAIG

Photo by Joel Jackson.

Aquatic plants, bunkers, shrubs and a forest of trees frame the 9th green. Photo by Joel Jackson.



11 oz. per acre in May, June and August.

Initially Craig's responsibilities were limited to the golf course proper, but after seeing his attention to detail and adaptability he was asked to assume responsibility for the hotel grounds landscaping as well. And soon after that he was placed in charge of the landscaping for all seven of the Rosen hotel properties in the area.

Craig got his start in golf while pursuing a sports management degree at Liberty University. He liked playing baseball, while his roommate was a golfer from Michigan. He got finagled into playing golf one day, and he was hooked. He took a part-time job at nearby London Downs GC, and fell even more in love with the maintenance aspect of the sport.

Craig said, "I was a quick learner and evidently excelled at all the tasks I was assigned because superintendent John Scott said to me one day, 'Why are you wasting your time here? You need to go to Lake City and get your degree!' To this day I don't know if he knows the impact he had on my life and career."



One of the many naturalized shoreline beds which attracted this Great Blue Heron. Photo by Joel Jackson.

Craig also did some work at a few other notable places during his career. He had to qualify for Lake City's GLO program by working on Disney's Palm Course and he did an OJT stint at TPC Sawgrass. After graduation he became a foreman at Grand Cypress, where Superintendent Tom Alex has been known to produce top notch superintendents. From there it was a short trip over to Shingle Creek where he is

enjoying his work today.

Rickey Craig is another of the young superintendents we have profiled this year. He works hard and he has established his credibility and performance with his organization. Just as importantly for our industry he is willing to step up and volunteer to help keep our associations strong for the future.



Landscape beds and trees screen hole No. 10 from the 11th and 12th holes. Photo by Joel Jackson.

CRAIG'S FUN FACTS



- Vehicle:** Chevy Z-71 Pickup Truck
- I stay home to watch:** Florida Gator Football
- Last good movie I saw:** Transformers 2
- Favorite meal:** Steak, sweet potato and salad
- Prized possessions:** My family
- Favorite performers:** My staff
- Nobody knows that I:** It's a secret
- If I could do it over:** Wouldn't change anything
- The one thing I can't stand:** Stupidity
- My fantasy:** Having health, happiness and success
- Words that best describe me:** Dedicated, loyal, planner, OCD
- If I could change anything about myself:** I'd gain a little weight
- My most irrational act:** Not sure
- My most humbling experience:** Birth of my children
- My dream foursome:** My dad and my two sons
- My best fish story:** I've got nothing
- My most amazing golf shot:** Birdied No. 17 at TPC Sawgrass the first time I played it



**Agrium
Advanced
Technologies[®]**
DIRECT SOLUTIONS[™]

Protect Tees & Greens From Harmful Nematodes



A contact emulsifiable concentrate nematicide that controls harmful nematodes on turf and offers you:

- Control over harmful nematodes on contact
- Multiple applications throughout the season
- No harmful residue on plants and soil
- A safe, natural, non-phytotoxic product
- Unrestricted use with various application methods

"MultiGuard Protect[®] EC is not just an all-natural product, but it's also one of the most effective treatments for turf nematodes that we've used on our course. I've already recommended it to at least 10 of my colleagues."

Joe Hubbard
Director of Golf Maintenance,
Broken Sound Club, Boca Raton, FL

"MultiGuard Protect[®] EC is supposed to kill turf nematodes, and that's exactly what it did. It's the first nematicide I've used that I was completely confident wouldn't harm my greens."

Joel Tholund
Superintendent,
Atlantis Golf Course, Atlantis, FL

www.aatdirectsolutions.com

DAYTONA BEACH
Gary Morgan
Golf/Lawn Care
(386) 527-0682

**FT LAUDERDALE
WEST PALM**
Bayardo Herrera
Lawn Care/Nursery
(321) 508-7497

JACKSONVILLE
Chad Martin
Golf
(904) 524-2650

NAPLES/SARASOTA
Jason Sherwood
Golf
(239) 253-6346

**FT LAUDERDALE
MIAMI**
Jason Chambrot
Golf
(561) 531-3791

JACKSONVILLE
Brian Bretz
Lawn Care
(904) 669-0848

NAPLES/SARASOTA
Tony Gerhart
Lawn Care
(863) 991-4099

**ORLANDO
GAINESVILLE**
Chris Collins
Golf/Lawn Care
(407) 448-3703

ORLANDO/OCALA
Richard Newman
Golf/Lawn Care
(904) 404-6175

TAMPA/SARASOTA
Fred Hemming
Lawn Care/Golf
(813) 625-3431

© 2011 Agrium Advanced Technologies (U.S.) Inc. DIRECT SOLUTIONS, A GAME CHANGER, AGRIMUM ADVANCED TECHNOLOGIES and designs are trademarks owned by Agrium Inc. MultiGuard Protect[®] EC is a registered trademark of AgriGuard Company, LLC, Cranford NJ



James Sprankle, CGCS says he's a stickler for keeping the greens and collars well defined at The Loxahatchee Club in Jupiter, FL. Photo by Joel Jackson.



Stick edgers like the one above are commonly used to define the edge of the putting surface. Some workers prefer the McCune edger on the left for more control. Photos by Jim Sprankle, CGCS (above) and Steve Wright, CGCS (left).

Managing the Greens and Collars Interface

As the number of grass varieties continues to grow, there are different levels of competition and encroachment where they contact each other. The contact zone – where the putting surfaces and surrounding greens collars meet – is a high-profile zone and can create a challenge to maintain a consistent playing surface. Solving that challenge is the topic for this issue and your peers and USGA Green Section Agronomist Todd Lowe share some tips and programs that might help you.

Bob Coffey, Cimmarone Golf Club

Encroachment can be ugly, but we try to keep its control very simple. When we aerify, we aerify our collars and greens separately. When we do the collars, we use a GA-30 and then blow the plugs off into the rough. When we aerify the greens, we use a core harvester to pick up and remove all the cores. We also take an edger and run it around between the collar and the green to try to keep both grasses from moving toward each other. Currently, that's all that we do.

Carlos Arraya, Hawks Nest Golf Club

Three days prior to aerating the greens in May or June, we apply a two-inch-wide pass of Finale® at the interface of the TifEagle greens and Tifway 419 collars. Though it does become discolored for a short time, it allows for a perfectly framed look. We then aerify, first making a perimeter pass. We raise and lower the aerifiers in this pass at all times to avoid any 419 patches. It does create a little tufting in weak spots but does minimize spreading any the 419.

Every two weeks we edge this perimeter line about a quarter-inch deep and blow off the debris. The Finale® application leaves

the 419 stolon weak and loose and once the edger runs around we blow away any stolons trying to run into the greens. We apply greens topdressing by hand on the edge of this finale line which seems to irritate the 419 more than the Eagle. This prevents the interface zone from becoming inconsistent and helps a smooth transition back to TifEagle.

In August we also like to mow our perimeter pass 4 inches outside the green's edge. The 419 hates this and the Eagle out-competes the 419. We have done this since our grow-in four years ago and we have seen no encroachment or contamination. The size of the greens has remained intact with no issues (knock on wood). We just communicate the heck out of it when we do it to advise members and guests.

Ricky Reeves, Miami Beach Golf Club

At our course we now have paspalum wall to wall. This is how we deal with old bermudagrass intrusion around our collars. We will spray out the bermudagrass two or three times with RoundUp® about ten days apart, and then sod cut the area to remove the bermudagrass. Then we will add a pre-plant fertilizer such as Milorganite® or a 10-10-10 blend.

We also will add some Eco-lite® 1-2 lbs per 1000/sq.ft., and also add Lassenite® to help hold moisture. Lassenite® has helped out in a huge way with dry areas in general. We will aerify the area, remove cores and add the Lassenite® at about 50 lbs. per 1000/sq.ft., and then water heavily. This is also done in fairways and tee areas. We have also been experimenting with Lassenite's® greens-grade product in small areas on our putting surfaces that seem to give us problems now and then.

HOWARD

fertilizer & chemical
company, inc.

Quality. Performance. Experience.
Yours with Howard.



Turf & Ornamental Division Sales Staff

Dale Anderson 954-444-7857	Cris Cooke 727-243-2558	Bob Hess 321-229-5509	Gary James 386-804-7191	Michael Maggio 561-436-3042	Jim Orris 321-231-3467	Todd Ronske 352-427-5596
Brent Chapman 239-633-2572	Jeff Etten 561-262-6088	Jon Howard 321-436-9589	Keith Longshore 561-291-5196	Duncan Orris 352-266-0917	Michael Rinaldo 941-650-0677	Josh Weaver 813-363-1021

P.O. Box 628202 | Orlando, FL 32862-8202 | Phone: 800-899-3141 | Fax: 407-858-0314

Web site: www.howardfertilizer.com

Warehouse Locations: Bowling Green | Delray Beach | Homestead
Immokalee | Orlando

Manufacturing Facilities: 8306 S. Orange Ave. | Orlando, FL 32809
7205 Highway 50 East | Groveland, FL 34736

HOWARD
ProFusion™

**James Sprankle,
The Loxahatchee Club**

A trend in today's new course construction or regrassing projects is utilizing a mix of seashore paspalum wall-to-wall with an ultradwarf turf variety on greens. With bermudagrass throughout, encroachment of fairway grasses into greens is difficult to manage but some guys do a great job at it. At the Loxahatchee Club we have TifEagle greens with Sea Isle 1 on the remainder of the course. I am a stickler when it comes to attention to detail and a defined greens edge is something I consider a priority. A benefit of having paspalum outside of our greens is that stoloniferous growth is minimal, so preventing encroachment for us is not that difficult.

What works for us may not work for others, but this is how we have prevented encroachment. During the growing season we simply stick-edge the border of the green so that we have a defined border between the two grasses. During



Sometimes workers on the courses with bermuda greens and collars use this manual edger at Boca West CC. Photo by Steve Wright, CGCS.

the winter we will perform this task every other week, just to keep our definition. The only caution with edging this border is not to create a ditch where the ball can come to rest and create a

rules issue. To prevent this we use the same operator every time to maintain consistency. Once you have a clean, defined edge, any paspalum within the greens surface can be removed with chemical applications. We rarely see any encroachment but if we do notice it, we will mix MSMA, Confront and Illoxan in a one-gallon sprayer and apply to the TifEagle side of the border. Be sure to have a calm day, steady hand and a tight spray pattern or you may injure the paspalum outside of your border.

Our mixture does not affect the TifEagle and it usually takes two applications to rid the paspalum from the Eagle. Our rates work on TifEagle for us. If you are interested in trial rates for your facility, please contact me at Jsprankle@loxclub.com or 561-262-5794.

**Steve Wright CGCS,
Boca West C.C.**

We edge our putting green perimeters twice per month in the growing season and once per month in the winter "golf"

**No second chance
No second call**

Fire ant colonies are gone in 24 to 72 hours with DuPont™ Advion® fire ant bait. Gone, period. Only Advion® hits them with the MetaActive™ compound providing the power that spreads to help control entire colonies.

When the colony is quickly and completely controlled, customer callbacks also go away. Advion® powered with MetaActive™ sets new standards for fire ant control to help you set new standards for customer satisfaction. **Advion®. Unbeatable Results.**

Learn more at proproducts.dupont.com or call 1-888-6DuPont (1-888-638-7668).


Always read and follow all label directions and precautions for use. DuPont™ Advion® is not available in all states. See your local DuPont representative for details and availability in your state. The DuPont Oval Logo, DuPont™, The miracles of science™, Advion® and MetaActive™ are trademarks or registered trademarks of DuPont or its affiliates. Copyright © 2006 E.I. du Pont de Nemours and Company. All Rights Reserved. 06ADV003115_25VB

**DuPont™
Advion®**
FIRE ANT BAIT

Professional Products



CLASSIC GREENS, INC.



Over 20 years supplying and installing quality Bermudagrass. Our new farm, located in Chiefland, FL is producing quality:

**Certified Tifdwarf
Certified Tifway (T-419)
Classic Dwarf
Floratex**

Phil Horn, President
11151 NW 70th Ave
Chiefland, FL 32626
(352) 258-2695
philhorn@bellsouth.net

**Golf Course
Athletic Field
Renovations and
Grassing**

season. Each course has a couple of guys trained to do this work. We have multiple courses with combinations of bermuda-bermuda and bermuda-paspalum greens and collar interfaces. Guys on the paspalum courses prefer using a McClane edger with its guide wheels.

We also use an Accuform manual edger/slicer. The crew says it seems to slide much easier along the slot on the bermuda courses. The bermudagrass courses for some reason don't require the same amount of edging. However I've heard that the guys with Celebration® collars edge weekly because it is so aggressive.

If we feel the need to spray out any encroaching grass on putting surfaces, we use a handy plastic T-shaped guide that we fabricated to help prevent any overspraying into the collars.



Use someone with a steady hand to freestyle spray the greens edges (left). If you want to guard against the "yips" you can use a spray guide like they do at Boca West (right).
Photos by James Sprankle, CGCS (left) and Steve Wright, CGCS (right).

"Fantastic...A Masterpiece!"

★★★★★ **5-Stars!**

"I coulda been a contender! If only I had called Tampa Bay Turf!" *The Other Guy*

TBT presents

RAGING T'URF

A Terry Brawley Production

"Your Greens will be a Real KNOCK-OUT!"

"For Faster-Growing, Tougher Turf!"

"BLOCKBUSTER L-18 Aminos!"

CALL YOUR REP TODAY!

Terry Brawley: (727) 638-3481 | Carl Bronson: (727) 638-5858
Buck Buckner: (239) 633-6398 | Frank McKee: (561) 723-2062 | Jon Tutko (727) 501-3216

TAMPA BAY TURF
THE TURF SPECIALIST

7162 123rd Circle North • Largo, FL 33773
Phone: (727) 441-1636 • Fax: (727) 446-5521

Introducing the all-new Greensmaster[®]

Setting a new standard by which all other

We gave our engineers the ultimate challenge – design the greensmower that will redefine precision cutting. With the new Greensmaster TriFlex, they exceeded all expectations.

Advanced cutting performance.

Imagine a rider that cuts with the precision of a walker. All Greensmaster TriFlex models give you superior contour following by combining industry-leading Flex™ technology with a double **A-Arm Suspension System** that keeps the cutting units floating freely. It prevents step cuts – particularly on the cleanup cut, with a unique “**Lift-In-Turn**” feature. Hybrid models also help to eliminate unsightly clip marks with an **Energy Storage System** that delivers instant power when you engage the reels.




toro.com/triflex

TriFlex™ Hybrid Mowers.

riding greensmowers will be measured.



The ultimate in versatility.



The new TriFlex isn't just the best cutting greensmower, it's the most versatile.

It has a new **Flip-Up Footrest** to enable easy access to the center cutting unit.

The exclusive combination of open cutting unit access and **Tool-Free, Quick-Change Cutting Units** allows you to

switch from mowing greens one minute to tees or surrounds the next – with the same tractor!

Time is money.

By raising the bar on productivity, we lowered your total cost of ownership. Each TriFlex rider offers **faster travel time** between greens. The machine has **no daily maintenance** requirements.



Fast cutting unit change-out, fluid tank level “windows”, and easy access to routine service areas are just a few features that will help save you time and money.

EnergySmart™

What's good for your greens is also good for the environment. The Greensmaster TriFlex Hybrid riding mowers are the first “EnergySmart™” labeled products offered by The Toro Company.

EnergySmart is about efficiency balanced with environmental and financial sustainability, a visible sign of Toro's ongoing commitment to customer-valued innovation.



The right choice.

Experience the future of greensmowers today. To arrange for a demonstration of the new Greensmaster TriFlex mower, call your Toro Distributor at **800-803-8676**.



©2011 The Toro Company. All rights reserved.



Hector Turf
Deerfield Beach, FL
954-429-3200



Wesco Turf, Inc.
Sarasota, FL
941-377-6777
Lake Mary, FL
407-333-3600



Count on it.

RECLAIMING GREENS EDGES WITH CORE AERATION PLUGS

Todd Lowe, USGA Senior Agronomist



Aerifier plugs from the green are worked into the area where encroachment was sprayed out and removed by sod cutter. Photo by Todd Lowe.

There is a battle that takes place along putting green perimeters. The battle is over space and it occurs between the more aggressive rough-type bermudagrass (usually Tifway bermudagrass) against the green-type bermudagrass on golf course putting surfaces. This battle between the two turf types is generally termed “encroachment,” as the rough-type bermudagrass slowly encroaches onto putting surfaces over time.

There are no selective herbicides to remove rough-type bermudagrass from green-type bermudagrass putting surfaces and several strategies have been implemented to suppress encroachment including mechanical edging and using

alternative grasses within putting green collars. However, the most common means of managing encroachment is to physically remove contaminated putting green perimeters and to replace the turf with greens-type bermudagrass. This usually entails removing the contaminated turf with a sod cutter and simply replacing it with commercial sod. However, there are several downsides to using commercial sod including costs, excessive thatch, soil layering, surface grain and soil settling in sodded areas, creating uneven surfaces.

An innovative form of regrassing putting green perimeters was implemented for the first time at Quail West Golf and Country Club in

Naples several years ago. Contaminated perimeters were killed with Round-up (2 to 3 applications) several weeks prior to removal with a sod cutter. The cavity was slightly excavated and then replenished with a heavier rootzone mix (70 peat:30 sand). Putting greens were then core aerated (5/8” tines) and, instead of removing plugs, the cores were pushed into the new mix and rolled. The new perimeters generally require 6 to 7 weeks to completely establish and provide a much smoother and uniform surface than conventional sodding. Perimeter plugging also eliminates grain, since the plugs create a new stand of turf. Lastly, perimeter plugging saves money, since the grass is harvested on site.

A PRE-EMERGENT LIKE NO OTHER

(innovative)



Specticle™ herbicide is here. Bringing you the new standard in pre-emergent grass and broadleaf weed control.

New Specticle herbicide is here to provide you control of over 75 weeds. With its unique mode of action, Specticle offers unsurpassed residual control like you have never seen before. That means you can look forward to fewer applications, saving on labor costs. Plus, Specticle's innovative chemistry uses up to 40 times less active ingredient, and that means 40 times less product in the environment. When it comes to superior control, other products just don't compare. Get ready to achieve more with Specticle. **For more information, visit www.BackedbyBayer.com/Specticle**



Bayer Environmental Science

Bayer Environmental Science, a Business Group of Bayer CropScience LP, 2 T.W. Alexander Drive, Research Triangle Park, NC 27709. 1-800-331-2867. www.BackedbyBayer.com. Specticle is a trademark of Bayer. Not all products are registered in all states. Always read and follow label directions carefully. © 2010 Bayer CropScience LP.



SPECT*(i)*CLE™


Apply less. Achieve more.

HANDS ON

Mark Black, director of golf course and grounds operations at Quail West, and his staff have learned a few things over the years and offer the following suggestions:

- A pre plant fertilizer is not necessary as it gets buried under the plugs
- Try to install the plugs approximately 3/8" below the existing green edge and topdress new plantlets back up to the existing green surface. Wait until they are actively growing before beginning the topdress program
- Keep these areas moist, especially during the heat of the day
- Resist excessive rolling until plugs are established
- Do not turn mowers on the plugs
- Once you see root development, begin grow-in fertilizer program
- Do not spray Primo on plugs until fully established
- Spike as necessary

The area sprigged with greens plugs begins to green up and fill in.
Photo by Todd Lowe.



South Florida Grassing, Inc

Over 40 Years in the Grassing Industry

TifEagle

SeaIsle¹
Certified Seashore Paspalum

Supreme

Sod, Sprigs and Rolls available

- Our grass is grown in Hobe Sound on gassed, sand-based soil
- Installation, Hydro-mulching, grassing and mulching also available

Tifway 419

TifSport

**Registered
Tifdwarf**



Certified Producer

Southern Seed
Certification Association

(772) 546-4191

Fax (772) 546-3482

800-483-4279



Perimeter plugging has been successfully implemented on both golf courses at Quail West over the past eight years. Black has been quite pleased with the results although he credits the original concept to his staff and particularly Crew Leader Lacho Martinez. The plan is to plug perimeters every three years at Quail West, so that Tifway encroachment is kept at a minimum. In addition to plugging, the perimeter/collar interface is edged weekly during the growing season and Tifway runners are physically removed. Although this practice is labor intensive, it provides a nice look to the putting greens and another level of detail that golfers appreciate.

After six to seven weeks, the perimeters are completely grown in and are edged weekly during the growing season. Photo by Todd Lowe.



Legendary greens and bunkers have one thing in common...
they both began with the best soil.

Beneath every meticulously groomed green is dirt. And, the best dirt doesn't just happen. At **Golf Agronomics Supply & Handling** we've been perfecting golf course soil and sand for more than a decade. Our computerized soil blending equipment ensures that the mix you receive meets your exacting specifications – every order, every time. With production facilities located throughout the Southeast, Golf Agronomics offers volume orders and next day service.

GOLF AGRONOMICS SUPPLY & HANDLING

Serving the Carolinas and Florida
800-626-1359 • FAX (941) 955-4690
www.golfag.com



Getting Back in Balance

Positive aspects of the new paradigm

By John H. Foy

*Reprinted with permission from the
USGA Green Section Record*

Over the past three or four decades, golf course maintenance has greatly benefitted from the American free enterprise system, technological advances, and abundant available resources. Along with a rapid increase in the number of golf courses in the United States, tremendous strides have been made in the level of course conditioning and quality provided at both private and daily-fee facilities. This certainly has been the case in Florida, and by the mid 2000s, there were more than 1200 golf courses and the standards of course conditioning and quality had been raised to new heights.

And then the bubble popped...

An economic recession and the collapse of the housing industry have been hard to golf in Florida because of its close ties with tourism and real estate development. However, in hindsight, it is now apparent that growth projections were overly

optimistic and supply exceeded demand in many locations. A market correction and reduction in the supply of courses had been occurring as a normal function of the free enterprise system. The closing of golf courses is unfortunate, but necessary to get back in balance and having better utilization of the remaining facilities.


In Central to South Florida, there has long been a high concentration of superbly maintained courses that were well supported by the large number of people who come for the winter season. Accommodating expectations and demands of low-handicap golfers has always been a challenge, but over the past 10 years this challenge has been successfully met.

An additional – and some respects more difficult – challenge during the winter has been meeting expectations for wall-to-wall lush green and highly manicured turf and landscape plantings. Here too, the challenge was successfully met, but it required higher inputs of fertilizer, water pesticides

and labor hours and practices, such as winter overseeding. Yet, with a decline in private club membership, rounds played, and in turn having to reduce operating costs, a more agronomically balanced and economically sustainable course management approach has been mandated.

In hindsight, the degree of over-manipulation for cosmetic purposes is easy to recognize. A case in point would be excessive nitrogen fertilization to bermudagrass in the central to southern parts of the state during the fall, winter and early spring in order to provide a lush and dark green color. Cutting back on fertilization because of budget reductions has resulted in the grass not being quite as green, but a dense and healthy turf cover through fairways and rough areas can still be provided.

Also, with less succulent shoot growth, fairway lies are actually better, the roughs not as penal, and the turf still has good wear tolerance. Additional benefits of more



Challenging economic circumstances still exist for many Florida golf courses, but with focusing on sound agronomics, good quality conditions can still be provided. The grass just may not be as green.

judicious nitrogen use are a slower rate of thatch accumulation, lower water use rates, and drier, firmer course conditions.

Better management of irrigation and water use is another positive aspect of a sustainable course-management approach.

It is not a criticism, but a fact, that golfer demands for lush green turf have at times resulted in over-irrigation of Florida courses. This is especially true at courses where large-acreage overseeding programs were being conducted. However, there has been a significant decline in the number of courses where winter overseeding is practiced because of the need to reduce costs. Again, while the grass might not be as green, better year-round course conditions are being provided.

With the necessity to reduce labor costs, cutting staff size and overtime hours has been necessary at many courses. In turn, this has required reducing the frequency that some routine tasks are performed. Backing off course grooming and manicuring during

the summer off-season may not be popular, but it has become a common compromise for ensuring that necessary basic agronomic programs can be performed. Furthermore, it is finally being realized and accepted that not all bunkers do have to be raked every day. This is a great example of where cost savings can be achieved and at the same time the very common problem of very soft bunker sand minimized.

Given the economic circumstances that now exist, every aspect of golf course maintenance must be closely scrutinized and some changes in long-time standard operating procedures made. Yet, staying focused on sound agronomics; it will be possible to stay in balance and continue to provide appropriate and good quality course conditions.

John H. Foy is the director of the Green Section's Florida Region and is always striving to keep things in balance and focused.



WE SALUTE THE MEMBERS OF THE F.G.C.S.A. INDUSTRY PARTNERS PROGRAM

PLATINUM PLUS

Golf Ventures

The Toro Company, WescoTurf,
Hector Turf

PLATINUM

Bayer Environmental Science

Beard Equipment,
John Deere Golf, ShowTurf

Harrell's LLC

Howard Fertilizer &
Chemical Co. Inc.

GOLD

BRANDT

Celebration® Bermudagrass
Tampa Bay Turf Management, Inc.

SILVER

Winfield Solutions Professional
Products Group

BRONZE

Independent Turf Partners
Southeastern Turf Grass Supply

*Thank you very much
for your Support!*

Partnership Opportunities are available all year.



Wildflower

Function, Planning, Planting and Management for Success on Your Course.

Wildflower beds can be a colorful, economical and environmental asset to your course. Photo by Kyle Sweet.

Kyle Sweet, CGCS, Sanctuary Golf Club

A wildflower is a flowering plant that grows in a natural, uncultivated state. In most cases, they are able to grow and flourish in difficult conditions, establishing and re-establishing with ease while remaining virtually pest and disease free. These strong survival characteristics and increased market availability have led to more golf courses using both seasonal and perennial wildflowers.

Their use can reduce the typical maintenance needs that would be required for seasonal annual color, provide an interesting alternative to high maintenance turf areas, and enhance the habitat for valuable pollinators.

Pollination is the act of transferring pollen grains from the male anther of a flower to the female stigma. It is the goal of every living organism, including plants, to create offspring for the next generation. Plants produce offspring by making seeds and flowers are the tools that plants use to make their seeds. Seeds are produced

when pollen is transferred between flowers of the same species.

Flowers rely on vectors such as wind, water, birds, insects, butterflies, bats and other animals to get pollen from one flower to another. Pollinators are the animals or insects that transfer the pollen from plant to plant although typically pollination is the unintended consequence of an animal's activity on a flower.

Pollinators are usually eating or collecting pollen for their nutrition, or are sipping nectar from the flower when pollen grains attach to the animal's body. So, when the animal visits another flower for the same reason, pollen can fall onto the stigma of another flower and can result in successful reproduction of the flower. See USDA/US Forest Service at www.fs.fed.us/wildflowers/pollinators for more information on this topic.

It is important to think of wildflowers as food for these important pollinators. Without pollinators, the human race

and all of earth's terrestrial ecosystems would not survive. Some plants are self pollinators, or can be pollinated by the pollen moving by way of wind or water, but overwhelmingly our crop plants around the world require pollination by animals. We cannot live without pollinators. Improving and enhancing their survivability can be achieved by incorporating wildflowers into your golf course and community landscapes.

Like any other project, wildflower beds require planning for best success. Consider these three important factors when thinking of using wildflowers on your property: seed choices, planting locations and timing of planting.

Seed Choices

Wildflower seed is becoming increasingly available, as its popularity has increased. Determining what is best for you can be made easier by speaking to a reputable seed supplier. Researching the Internet

IS YOUR TURF READY FOR ITS CLOSE-UP?



GET SUPERIOR NEMATODE CONTROL.
USE CURFEW® SOIL FUMIGANT.

Contact Your Local Dow AgroSciences Representative Today!

Jennifer Monko (N. FL)
(919) 606.0997
jcmonko@dow.com

Maureen Clark (W. FL)
(813) 855.1676
mcclark@dow.com

Kevin Sheaffer (E. FL)
(407) 314.1049
kasheaffer@dow.com

www.DowProvesIt.com

OFFICIAL
CHEMISTRY
COMPANY



© Trademark of Dow AgroSciences LLC.

Curfew is a federally restricted Use Pesticide. Always read and follow label directions.

Curfew is registered under FIFRA 8242. Available only for sale and use in the states of AL, FL, GA, NC & SC. Curfew may not be sold or used in Dade County, FL.

1-800-889-0527 (833/01) DAS 810-40727

can be very informative and is a great tool to communicate your ideas to your club owner, members or manager. When making this choice, keep in mind that multiple wildflower varieties may be very beneficial to the planting success, much like overseeding blends that have become popular for our winter course turf needs.

Planting Locations

Mass plantings are the best approach in most course settings. Successful implementation will provide for good presentation, reduced maintenance, sufficient sunlight and will not interfere with the playability of the course. Take the time to determine where locations offer maximum exposure to your golfers, which is often the teeing area or alongside cart paths.

Turf areas around the tees can sometimes be removed to facilitate planting. In most cases, this maintained turf is never played from, and a planting bed instead of turf may reduce your maintenance inputs for the area. Flowering plants need sunshine so pay close attention to what your seasonal sun conditions will be in your

desired planting area. Remember, Florida golf is at its peak season when the sun is lowest in the sky.

Lastly, review your proposed planting areas with your golf professional. These areas may be marked as an ESA (Environmentally Sensitive Area), but that should be determined by your course professional or appropriate committee. It will be best to protect these areas, and marking in this way can be very effective.

Timing of Planting

Choose the time when you want the flowers to be their best and determine your timing of planting based on that. If you choose a mix of several varieties of wildflowers, different varieties will germinate, grow and flower at different times and can make your planting very interesting as they fully establish.

Typically, the window for planting in South Florida is mid to late October, for more moderate temperatures while the plants are young, giving great presentation by Jan. 1. Planting different beds at different times can provide for varied colors and size throughout the course

if desired. Gaillardia (Blanket Flower) should be included in all plantings so this heat-loving plant can establish as the winter season wraps up and will provide color and function during the summer months.

Once you have committed to trying your hand at installing wildflower beds here are some tips on what worked for us:

Wildflower Planting Procedures

- Preparation and planting of wildflower areas is not difficult and can be easily accomplished with existing personnel and equipment. To improve seed-to-soil contact and provide a soft soil for new plant roots, rototilling is recommended at a depth of 4 inches. Prior to rototilling, any weeds on the surface should be sprayed out, or in the case of replacing a turf area, the turf should be removed with a deep cut from a sod cutter. This process is repeated year after year in the same planting areas. If problematic weeds continue to emerge and establish amongst your flowers, utilizing Basamid soil fumigant can be very effective and

WINFIELD SOLUTIONS
PROFESSIONAL PRODUCTS

Solutions To Help You Win

ONLY WINFIELD SOLUTIONS® CAN OFFER:

An industry-leading portfolio that includes herbicides, insecticides, fungicides, adjuvants, micro nutrients and grass seed

Paul Fox 727-423-9280 pgfox@landolakes.com
 Bill Lund 239-340-4712 wtlund@aol.com
 Gary Cotton 941-737-0722 gwcotton@landolakes.com
 Mike Bailey 772-216-7917 mjbailey@landolakes.com
 Chad Burkett 772-260-8660 bcburkett@landolakes.com
 Doug Raynor 239-707-9261 jdraynor@landolakes.com
 Ken Gagne 407-256-6710 kwgagne@landolakes.com
 Ron Leathers 813-917-1849 rmlathers@landolakes.com
 Tim Wheatley 321-508-1169 thwheatley@landolakes.com

Westscapes
GOLF CONSTRUCTION

Green, Tee and Bunker Renovations *

Bridge and Retaining Walls *

Drainage *

Laser Leveling *

Finish Grading *

Grassing *

Irrigation

Phone (727) 430-2298 Fax (727) 570-9921
www.westscapesgolf.com



Using this Gulf Coast Carribbean seed mix provides a variety of germination rates to keep the bed colorful over a longer time period . Photo by Kyle Sweet.

In some cases hand planting may be the best way to apply and conserve expensive seed mixes. Photo by Kyle Sweet.



See how equipment and agronomics can work together.

Only John Deere Golf offers both a full selection of golf maintenance equipment and soft goods from top name brands. Plus advice on how to pick the best of each for your course. Call us today.



JOHN DEERE
GOLF

Think Ahead.

Equipment Sales:
Beard Equipment
Ocala: 800-848-8563

Showturf of South Florida
Boynton Beach: 561-732-8905

Agronomic Sales:
Jacksonville: Mike Evans, 904-237-5988
Jacksonville/Ocala: Jason Wilkerson, 904-449-0723
Orlando: Hal Richburg, SOW, 321-303-3098
Tampa/Ocala: Craig Reinhardt 813-299-2724
Palm Beach/Vero: Mark Seigfreid, 561-719-3281
Southwest FL: Erich Slider, 239-707-1035
FL Panhandle: Jerome Nickols, 251-747-7610
Sarasota: David Sobotka, 941-737-4126
Naples/Ft. Meyers: Tom Davenport, SOW, 239-253-1017

SPREADRITE, INC.

CUSTOM SPREADING
FERTILIZER • DOLOMITE • GYPSUM
ARAGONITE • HYCAL LIME
FAIRWAY TOP DRESSING

**LAMAR SAPP
ART SAPP**

6001 S.W. 19th STREET
PLANTATION, FL 33317

MOBILE:
772-201-4000 (ID 158-81-10962)
954-444-0820

Tom Burrows, Consulting
Agronomist/Turfgrass Specialist
Independent Consulting using
"Brookside Laboratory"

Greens Reconstruction

- ◆ Soil Physical Analysis
- ◆ USGA Approved Testing
- ◆ Analytical Service
- ◆ Recommendations
- ◆ Specifications for Contractor Bidding

Soil Testing

- ◆ Greens, Tees, Fairways
- ◆ Analytical Report and Soil Fertility Recommendations

Water Testing

- ◆ Report & Recommendations

In the business 40 years

Jensen Beach, Florida
772-692-1221 cell: 772-215-1819



Golf Course Renovation & Construction

- **EXCAVATION AND GRADING**
- **DRAINAGE**
- **GREENS CONSTRUCTION**
- **LASER GRADING**
- **BUNKER CONSTRUCTION**
- **ATHLETIC FIELD CONSTRUCTION**
- **GRASSING SERVICES**
- **EQUESTRIAN CENTERS**

William H. Wright, CGCS
PRESIDENT

Robert Farina
VICE-PRESIDENT

749 NE 70th Street • Boca Raton, FL 33487

(561) 756-0068

Fax (561) 994-6861
countryclubsvcs@aol.com

Dry Fertilizer
Bulk Liquid Fertilizer

Office: 954-741-4041
Fax: 954-741-4082



GREEN-WAY

Quality Turf Products
We Specialize in Keeping you GREEN

MANGA PLEX PLUS • ULTRA - GREEN • BIO-PLEX

10008 N.W. 53rd Street • Sunrise, Florida 33351

can nearly eliminate persistent weeds that compete with the wildflower establishment.

- In some cases it may be beneficial to incorporate a muck soil or compost into the planting area. Much of Florida has barren sandy soils that do not support moisture holding or have a high CEC. Starter fertilization is not typically needed for wildflowers. If there is a known high / low pH issue that needed correction for turf growth, that same correction would be needed prior to seeding.
- Seeding rates vary among varieties and your supplier can help you by providing recommended rates. In the golf course setting it may be necessary to increase the suggested rate for quicker coverage, but be careful not to plant too heavily as this will cause crowding out and decrease the plants' opportunity to grow to maturity and exhibit full flowering. Measure out the planting area, weigh out the needed seed for the area based on your rate, then bag and label the seed with the area it is intended for. This will help with controlling your rates and budget for your planting, as most seed varieties are several dollars/pound.
- Some seed can be spread with a rotary spreader or a belly spreader, but in many cases it is done by hand. When applying by hand, preparation with pre-measuring and weighing is very important so seed is not wasted and is applied as needed.
- Like any other new plant, wildflower seedlings require additional watering to be established. Small irrigation heads and specialized zones can be installed to water the areas, or existing irrigation heads may need to be adjusted to cover properly. Once the wildflowers are established, irrigation will not be needed. Florida winters can be unpredictable, so if you have a big investment in wildflowers, be aware of plants drying out to the point of damage and be ready to water if needed.

Management of Wildflower areas

Management of wildflower areas should not have to be excessive, but don't mistake reduced maintenance for no maintenance. Maintenance items include pulling of weeds, trimming along planting edges, occasional water if too dry, interseeding back in to the area as needed, and dead-heading of spent flowers.

With no pre-emergent herbicide in place before planting, you can count on some weeds amongst your plantings. Many use the approach of pulling the weeds as the weeds become larger than the plants. Sometimes spot spraying may be needed, but typically avoided and pulled by hand.

As the plants mature they can easily intrude on adjacent turf edges and cart paths. Routine pulling of plants and trimming may be needed to protect the plants from being mowed and impeding on pathways. Bordering all planting edges with a pre-emergent herbicide and mulching is an effective way to reduce this maintenance.

Always have some seed on hand that is a quick germinator. A splash of seed in a bare area or area where plants are damaged can quickly grow in and provide cover. Tall spent flowers can be unsightly and can cause the need to dead-head to keep a

New Distributor - Upstart Products, Inc.

Specialty Formulations

Driving Plant Health

The Specialty Formulations Division of *BRANDT* has changed directions in the turf market and will be marketing its products exclusively through distributors and dealers worldwide. **Upstart Products, Inc.** is a respected presence in the Florida market and will be adding *BRANDT* products to its extensive portfolio. We welcome them to the *BRANDT* team.

BRANDT is at the forefront of nutrient delivery systems and environmentally friendly technologies to enhance the sustainability and quality of turfgrass.

- **Manni-Plex® Foliar Nutritionals**
- **Noculate® Greens Grade Fertilizers**
- **Adjuvants and Wetting Agents**
- **Pesticides, Fungicides and Nematicides**
- **Specialized Nutritional Formulas**
- **Colorants and Markers**

Ask about our new NASCAR special!



Upstart Products, Inc.
4285 Capron Road
Titusville, FL 32780
321 848 2395
www.upstartproducts.com

 **Upstart Products, Inc.**
Specialty Products for Turf & Aquatics

Distributor of Brandt Products

Brandt Consolidated, Inc.
2935 South Koke Mill Road
Springfield, Illinois 62711 USA
info@brandtconsolidated.com
www.brandtconsolidated.com
800 300 6559

BRANDT

good presentation. If multiple varieties are used in the planting, this won't be as critical, but discussion with your supplier on the life span and size of the flower choices can be very important to reduce this maintenance need.

Seeding Costs and Maintenance Input Reduction

Wildflower seed cost can vary greatly. Typically, a standard prepared blend of wildflower varieties will cost approximately \$25 per pound. These standard mixes are normally available year round with ample supplies. A custom mix could cost significantly more and availability may be limited. Overall, the cost of wildflowers is much less than planting annual bedding flowers.

At a planting rate of 2 pounds per 1000 square feet, which is a generous rate for blended seed mixes, it would cost \$500 to establish a 10,000 square-foot area by seed. By comparison, annual bedding

plants at a cost of 69 cents each, planted on 12-inch centers would cost \$6,900 for the same 10,000 square-foot area. Annual bedding plants provide somewhat instant gratification, but the same colorful effect can be achieved with wildflowers at a significantly less price.

In addition to the initial cost of seed, wildflowers will require little to no fertilizer inputs or fungicide applications. These reduced inputs will save material and labor costs, which can add up to a large amount during the course of the seasonal months and beyond.

Wildflowers can provide dramatic color presentations on the golf course while at the same time benefit important pollinators that are important to us all. If desired, wildflower plantings can replace high maintenance turf areas and can be a successful substitute for the use of annual bedding flowers. With proper planning, planting and management, you can create a new feature on your course year after year that you can be proud of.



Wildflower beds provide food and habitat for pollinators which are critical for plant life. Photo by Kyle Sweet.

Independent Turf Partners



Supplying the Golf Course and Professional Landscape Industries across Florida and the Southeast Region Since 2005

For more information or to locate your closest ITP Rep, please call **1-800-ITP-TURF**

We proudly offer a wide range of quality turf products including:



Visit our Website at www.itpturf.com

Producers & Installers of Fumigated Georgia Certified Quality Turfgrasses for Golf Courses and Athletic Fields



- ♦ Tifway ♦ TifSport ♦ Tifdwarf ♦ TifEagle
- ♦ MiniVerde ♦ Celebration ♦ Meyer Zoysia
- ♦ Zoro Zoysia ♦ Centipede Seed/Sod
- ♦ Sealsle I ♦ Sealsle 2000 ♦ Sealsle Supreme
- ♦ SeaDwarf ♦ Platinum TE

Pike Creek Turf, Inc.

427 Pike Creek Turf Circle, Adel, GA 31620

1-800-232-7453

www.pikecreekturf.com

Take the Sting Out of Fire Ant Control.



The new choice for quality and value from Quali-Pro, Fipronil 0.0143G Broadcast insecticide cuts the costs of fire ant and mole cricket control without cutting any corners. Featuring the latest formulation technology, Fipronil Broadcast is powered by the active ingredient found in TopChoice® insecticide. Get the same surefire, long-lasting control plus the value you've come to expect from Quali-Pro.

To learn more, call Vera Gasparini at 407-920-2463 or visit quali-pro.com.

QUALI-PRO

Quality Turf & Ornamental Products

FIELD OBSERVATIONS

9/11 Reminds Me We Need to Stay Strong



By *Ralph K. Dain Jr.*,
GCSAA Regional Representative Florida

As I am writing this piece, I remember what I was doing at this time exactly 10 years ago. I was the superintendent at Sailfish Point in Stuart. I had just returned to my office from checking the golf course. My mechanic told me a plane had hit the World Trade Center so we popped into the break room and watched what unfolded in horror and silence. I prayed for those impacted by this then and I continue to pray for those who are still impacted by this event today.

As days and weeks passed after Sept. 11, 2001, I remember thinking how important it is not to let opportunities pass you by and take advantage when you have the chance to do something meaningful. By

no means am I trying to equate speaking out on topics that impact our industry with the sacrifices of those who serve in our military, or police and fire departments. But we have made the decision to work in the golf industry, and there are opportunities to lead our profession when we have struggles or need individuals to speak up.

In my travels and interactions with the various chapters around the state, my focus has been the three GCSAA Action Alert Messages. We have been prompting our members to speak out on the issues regarding the NPDES Legislative Fix, Protection of the H2B Visa Program, and the inclusion of golf facilities in Natural Disaster Relief Funding. Your willingness to fill out the Action Alert Comments online has been well documented and has made an impact at all levels.

Recently we sent out a call to action with the idea of meeting with Senator Bill Nelson's staff at his eight district offices around the state. The request for volunteers was met by numerous individuals willing to participate. Chava McKeel, GCSAA Advocacy Department, prepared three great, one-page speaking-point documents to be used in these sessions.

This outreach effort received a great boost when Erin Boyd Wilder, FTGA Board member and representative for Sod Solutions, was able to organize a meeting with Senator Nelson's chief of staff, Pete Mitchell, in Tallahassee. Mark

Kann, FGCSA president, Joel Jackson, FGCSA executive director, Erin, and I met with Mr. Mitchell and were allowed a solid hour of interaction to express our thoughts on all three issues. We left after a very positive session with Mr. Mitchell with the belief that our messages will get in front of Senator Nelson.

Again, I realize these are not earth-shattering events, but within the industry where we all make a living, it is important to take the time to have our voices heard. It is often easy to get into a bunker mentality and just focus on the 18-36 holes for which we are responsible. If we remain silent and let others dictate policy with misinformation, there is a very real threat that you will wake up one morning, head to work, and have none of the tools currently at your disposal. After reading this, look around your facility and think about the number of items in your arsenal that could come under attack. There are many. Then boot up your computer and look to see if GCSAA has any new Action Alerts running and take a few minutes to help protect the way you do your job.

Silence is not always golden.

Until next time, I remain,

Ralph K. Dain Jr.
GCSAA Field Staff, Regional
Representative Florida Region
Phone 785-424-4306
Email rdain@gcsaa.org

Tifton Physical Soil Testing Laboratory, Inc.

Accredited by the American Association for Laboratory Accreditation (A2LA)

Specializing in:

- Testing All Materials for USGA Golf Green Construction.
- Developing Putting Green Rootzone Mixtures that meet USGA Specifications.
- Recommending Topdressing and Bunker (Trap) Sands that meet USGA Specifications.
- Developing Sportsturf Rootzone Mixes with Optimum Physical Properties for Athletic Fields.



1412 Murray Avenue
Tifton, Georgia 31794

www.tiftonsoillab.com

T. Powell Gaines
(229) 382-7292

Cut your grass, not your budget, with **Harrell's EOP!**



Save on all your turf needs with Harrell's Early Order Program!



Since 1941 Harrell's has been your partners for success providing performance-based solutions for your turf needs. We produce top-quality, custom blended fertilizers, specialty liquids, and wetting agents for the golf course, sports turf, landscape management, and horticulture industries.

With Harrell's you can count on more than just early order savings. You can expect the highest quality products, answers to all your questions, and the latest technology.

For more information about this year's Early Order Program contact your local sales representative

Harrell's Early Order Program
Begins October 1, 2011



720 Kraft Road
Lakeland, FL 33815
1-800-282-8007
www.harrells.com

END OF AN ERA



GREEN SIDE UP
BY JOEL JACKSON

On Friday, July 8, 2011, the space shuttle Endeavor blasted off on the final mission for any current American space vehicle.

Many of us have witnessed 50 years of space exploration and technological advances spearheaded by the United States.

On the one hand it is an end of an era, on the other it begins a new era of perhaps even more far-reaching unmanned

exploration thanks to advances in remote guidance technology. And there likely will be a more cooperative atmosphere of joint multinational manned trips to the space station.

The economic crash of 2008 saw the end of a decades-old golf-course-building boom, due to the failure of the associated real estate markets and bank closings. But just as the space industry is morphing into a new configuration, so will the golf industry.

We have seen the multi-association cooperative known as “We Are Golf” emerge as a group that speaks of the benefits and contributions of golf to the nation’s economy and social and recreational benefits to people seeking ways to enjoy the outdoors and a little friendly competition. Next February we will join our allied Florida Golf Associations in a Florida Golf Day in Tallahassee to promote our industry and educate people about the issues.

Golf courses across the country are shedding their stuffy, rigid rules of golf’s

approach to the game and introducing multiple forward tee options so people can actually score and enjoy the game. Programs like “Get Golf Ready” and “Play Golf America” are gaining traction and courses are allocating times for beginners, juniors and seniors to enjoy the club’s course and amenities without feeling like a burden or hindrance to the more skilled players.

Isn’t it in the best interest of a club and the industry to foster these changes and accommodations to grow the game? Like the space industry, we cannot afford to keep flying the old business models. We need to come up with some new ideas and programs to make golf viable and desirable.

Most golfers want a nice-looking golf course, but they must also change their perceptions about having it “perfect all the time.” Turf perfection is not a requirement to play golf. Reasonably smooth and consistent is a fair compromise for 95 percent of the play. Professional tournament venues and ultra-

high-end clubs that can afford it are welcome to raise their grooming levels for special events.

However, the reality for all of golf — including the PGA Tour and the exclusive clubs — is that the growing pressure on our natural resources politically and agronomically will mandate conservation of these resources and will require some concessions on turf color and sometimes density in the roughs on a course.

We are talking mainly about water availability and quality. More and more moisture-sensing devices and methods to manage our water use on golf courses are emerging, along with ways to calculate and plot distressed areas that can be spot-watered just like we learned to spot-treat with pesticides.

Yes, we are the end of an era in which many of us grew up, but we are also at the beginning of a new one which might be different, but I think will be no less exciting. It will be another new frontier to travel.



ADVERTISER INDEX

Aerification Plus 8
 Agrium Advanced Technologies..... 17
 Bayer Environmental .. Inside Back Cover
 Bayer Environmental 9
 Bayer Environmental 25
 Brandt Consolidated 35
 Central Florida GCSA..... 7
 Classic Greens..... 20
 Country Club Services..... 34
 Dow Agrosciences 31
 DuPont 20

Golf Agronomics Supply..... 27
 Golf Ventures Back Cover
 Green-Way..... 34
 Harrell’s Fertilizer..... 39
 Horizon..... Inside Front Cover
 Howard Fertilizer 19
 Independent Turf Partners..... 36
 John Deere Golf 33
 Palm Beach GCSA 5
 Pike Creek Turf Farms 36
 Quali-Pro 37
 Ridge GCSA 3

ShowTurf..... 11
 Sod Solutions 8
 South Florida Grassing..... 26
 Southeastern Turf Grass..... 6
 Spread-Rite 34
 Tampa Bay Turf 21
 Team UGA Insert
 Tifton Physical Lab..... 38
 Tom Burrows Turfgrass 34
 Toro Distributors of Florida 22
 Westscapes Golf Construction 32
 Winfield Solutions 32

NORTICA[®] HAS TURNED NEMATODE MANAGEMENT ON ITS HEAD.

Before, you waited for nematodes to cause damage. Now, with Nortica[®], you can help manage nematode problems before they start. Nortica contains a naturally-occurring active ingredient that protects turf roots from nematodes. Roots grow deeper, turf looks healthier and your course is as lush as it can be. Why wait? Take a fresh look at nematode management with Nortica.

Learn more at BackedbyBayer.com/Nortica

Bayer CropScience LP, Environmental Division, 2 T.W. Alexander Drive, Research Triangle Park, NC 27709. 1-800-331-2867. www.BackedbyBayer.com. Bayer, the Bayer Cross and Nortica are registered trademarks of Bayer. Not all products are registered in all states. Always read and follow label instructions carefully. © 2011 Bayer CropScience LP.



Nortica[®]
Deeply Rooted In Nematode Management

Delivering Quality & Value for 25 Years

For 25 years, Golf Ventures' commitment to the turf industry is to consistently deliver quality products at quality pricing.

We value the great relationships we have built with our customers over the years and want you to know we are still dedicated to supplying you products that bring value to your business.

Our Valued Partners with Quality Products and Lines we carry consist of:

Jacobsen Equipment	Helena Chemicals
Helena Fertilizer	Specialty Products
Grigg Brothers and Lebanon	Golf Course Accessories
Par Aide and Standard	Golf Course Seed
Rain Bird	Scotts Turf Seed

For a complete listing of our product lines visit our website at www.golfventuresonline.com



Golf Ventures

"Celebrating 25 Years in the Turf Industry"

5101 Gateway Blvd., Suite 18
Lakeland, FL. 33811
Toll Free 866.853.GOLF

185 E. Indiantown Road Ste 129
Jupiter FL 33477-5049
561-743-9380