



The Florida Green

Summer 2003



Number 15
Hollybrook G&TC, Pembroke Pines
Photo by Daniel Zelazek



President **David Court, CGCS**
 Boca Lago Country Club
 8665 Juego Way
 Boca Raton, FL 33433
 (561) 482-5017

Vice President **Greg Pheneger**
 Johns Island Club
 115 Silver Moss Dr.
 Vero Beach, FL 32963
 (772) 231-1700

Secretary/Treasurer **Joe Pantaleo**
 Indian Creek C.C.
 52 Indian Creek Drive
 Indian Creek, FL 33154
 (305) 866-7224

Past President **Geoff Coggan, CGCS, MG**
 The Great Outdoors Resort
 135 Plantation Drive
 Titusville, FL 32780
 (321) 269-5004

Directors

Calusa **Roger Taylor**
 Kingsway CC
 (941) 625-1870

Central Florida **John Lammrigh**
 LPGA International
 (386) 274-5963

Coastal Plains **Doug Abbuhl**
 Seminole GC
 (850) 576-7975

Everglades **Darren Davis**
 Olde Florida GC
 (239) 353-4441

North Florida **Clayton Estes**
 San Jose CC
 904-733-3464

Palm Beach **Mark Henderson**
 Gulfstream GC
 (561) 278-3993

Ridge **Jeff Brown**
 Lake Region Y&CC
 (863) 324-4578

Seven Rivers **Buddy Keene**
 Gainesville G&CC
 (352) 376-8174

South Florida **Joe Pantaleo**
 Indian Creek CC
 (305) 866-7224

Sun Coast **Michael McCulloch**
 Jacaranda West CC
 (941) 497-1534

Treasure Coast **Ralph Dain**
 Sailfish Point GC
 (772) 225-1200

West Coast **Chris Ansley**
 Heritage Isles
 (813) 469-9932

Staff

Association Manager **Marie Roberts**
 1760 NW Pine Lake Dr.
 Stuart, FL 34994
 Phone: Days (772) 692-9349
 (800) 732-6053 (Florida
 WATS)
 (772) 692-9654 (Fax)
 fgcsa123@bellsouth.net (Email)



4 **SPOTLIGHT: AWARDS, FUNDRAISERS, SEMINARS**
 Tim Hiers received the Presidents Award for Lifetime Service; spring is the season for fund-raisers and seminars; former GCSAA President Tommy Witt was featured speaker at Poa Annuu Weekend.

14 **COVER STORY: HOLLYBROOK GOLF & TENNIS CLUB.**
 When it was built 33 years ago, Hollybrook Golf & Tennis Club was on the western edge of civilization in Broward County. Now it's a serene community of condos in the middle of an urban setting.

26 **HANDS ON: OVERSEEDING TRENDS**
 The first lesson of the winter of 2002-2003 was that we had indeed become spoiled by mild winters and the severe cold weather this year exposed some chinks in preparation and management techniques.

40 **OFFICIAL BUSINESS: ARE YOU READY FOR OSHA?**
 Many superintendents are unfamiliar with worker safety laws and unfortunately are also not in compliance. This can lead to significant fines and possible business closure.

42 **STEWARDSHIP: FIFTY IN FIVE**
 Audubon International's "Fifty in Five" campaign was designed to get 50 percent of all golf courses in the U.S. to become members of the Audubon Cooperative Sanctuary Program for golf courses within the next five years..

50 **RESEARCH: REVOLVER DOES THE JOB**
 The short answer from Dr. Phil Busey is, "Revolver can substitute for MSMA, and do even better at cleaning up mature goosegrass in bermuda turf, in tank mixture with Sencor in two applications."

60 **AFTERWORDS: WALKER, JARRELL & JACKSON**
 Jim Walker discusses his five heroes of golf, Mark Jarrell says farewell to good friend, architect Joe Lee, and Joel Jackson reveals a new club guaranteed to get you out of a bunker: the Ridge Wedge.

About the use of trade names: The use of trade names in this magazine is solely for the purpose of providing specific information and does not imply endorsement of the products named nor discrimination against similar unnamed products. It is the responsibility of the user to determine that product use is consistent with the directions on the label.

The Florida Green

SUMMER 2003

Published four times a year:
On the 25th of January, April, July and October

Editor Joel Jackson, CGCS

FGCSA Director of
Communications
Address Florida Green business to:
6780 Tamarind Circle
Orlando, FL 32819
(407) 248-1971 Florida Green voice/fax
E-mail address: FLGrn@aol.com

Assistant Editor Scott Bell

Red Stick GC
P.O. Box 700107
Wabasso, FL 32970
(772) 564-7206 (561) 564-7207 Fax

Publications Chairman Greg Pheneger

Johns Island Club
115 Silver Moss Dr.
Vero Beach, FL 32963
(772) 231-1700

Business Manager Michael Perham, CGCS

Jonathan's Landing
16823 Captain Kirlie Drive
Jupiter, FL 33477
(561) 748-9799

Editor Emeritus Dan Jones, CGCS

Oviedo

COPYRIGHT NOTICE: Copyright 2003, Florida Golf Course Superintendents Association. All rights reserved. May not be reproduced in whole or in part without written permission of the FGCSA. **EXCEPTION:** Official publications of all golf course superintendents associations affiliated with the Golf Course Superintendents Association of America are welcome to use any material contained herein provided they give credit and copyright notice.

SUBSCRIPTIONS: \$20 for four issues. Contact the FGCSA office. **ADVERTISING:** For rates and information, contact the FGCSA office at 800-732-6053

EDITORIAL: All inquiries should be directed to the editor, Joel Jackson, CGCS. Unsolicited manuscripts and photographs cannot be returned.

CALL FOR ARTICLES

Hands on Topics: Share your best practices and tips for these upcoming topics. Photographs or slides are encouraged. Digital images that are 5 inches wide at 300 dpi or greater accepted.

Fall 2003 — Fouling the Nest

How today's superintendents are coping with the age-old maintenance problems caused by golfers.

Winter 2003 - Tree and Shade Management

Spring 2004 - Trends in Rough Mowing and Maintenance

Summer 2004 - Aquatic Management: From Vegetation to Water Quality

Please submit articles via email if possible. Attached articles should be saved in Microsoft Word or, if you use another word processor save it as a Text file before attaching or you may just copy and paste it into the email text box. Try to limit articles to 1500 words or less. The Florida Green pays \$100 per page and \$50 for 1-3 pictures.

Digital photos must be a minimum of 5 inches wide at 300 dpi for publication-quality reproduction.

Do not write on the back of prints. Attach a Post-it note with ID information. All slides and photographs should include identification of persons in the picture and the name of the photographer.

Contact **Joel D. Jackson, editor** for more information. Mail: 6780 Tamarind Circle, Orlando, FL 32819. Phone or fax: 407-248-1971. E-mail: flgrn@aol.com.

ADVERTISER INDEX

Aerification Plus	40	Parkway Research	53
Almar Turf Supply	29	Pike Creek Turf Farms	20
Calcium Silicate Corp.	23	Poulenger USA, Inc.	54
Classic Green	20	Ragan Technical	17
Coastal Equipment Systems, Inc.	19	Regal Chemical Co.	59
Country Club Services	18	Ringhaver Equipment Col	56
Dow AgroSciences	35	Safety Storage	49
ER Jahna Industries	5	Sanford Golf	58
Everglades GCSA	9	Seaisle One	3
Floratine Products Group	45	Seven Rivers GCSA	11
Florida Turfgrass Association	63	Sod Solutions	27
Golf Agronomics Supply	47	South Florida GCSA	13
Green Technologies	21	South Florida Grassing	8
Green-Way	34	Spread-Rite	21
Griffin, LLC	22	Syngenta	61
Hackmeadow Farms	31	The Haverland Companies	30
Harrell's	1	TifSport Growers Association	43
Hendrix and Dail	7	Tifton Physical Lab	24
Howard Fertilizer & Chemical Co.	25	Tifton Turf	18
John Deere Golf & Turf	51	TMI Turf Merchants	Inside Back Cover
Kubota Tractor Corp.	17	Tom Burrows Turfgrass Service	41
Laserturf	41	Toro Dealers of Florida	32
Lesco, Inc	55	Turf Technologies	64
North Georgia Turf	29	United Horticultural Supply	10
Nu-Gro Technologies	57	Upstart	21
Nucrane Machinery	Back Cover	Valent USA	39

CONTRIBUTORS TO THIS ISSUE:

Benham. Donald R Benham is director of public relations, Florida Turfgrass Association; 941-355-7679; fax 407-896-6857; rdbenham@aol.com

Busey. Philip Busey, Ph.D. is associate professor of environmental horticulture, UF/IFAS, Fort Lauderdale REC; 954-577-6337; fax 954-475-4125; turf@ufl.edu

Court. David Court, CGCS is superintendent, Boca Lago CC; 561-482-5017; fax 561-487-9776; courtcgcs@aol.com

Crawford. Paul Crawford is superintendent, Palm Beach Country Club; 561-483-4811; fax 561-863-0040; palmbeachcc@aol.com

Cunningham. John Cunningham is superintendent, Black Diamond Ranch; 352-746-0404; fax 352-746-6901

Daniel. Tim Daniel is superintendent, Crown Colony G&CC; 239-415-9561; fax 239-415-9563; crowncolonygcs@aol.com

Davis. Darren Davis is director of golf operations, Olde Florida GC; 941-353-4441; fax 941-353-5947; darrenjudddavis@aol.com

Foy. Shelly Foy is ACSF coordinator, Florida Region, USGA Green Section; 561-546-2620; fax 561-546-4653; sfoy@usga.org

Jackson. Joel Jackson, CGCS is director of communications, Florida Golf Course superintendents Association; 407-248-1971; fax 407-248-1971; flgrn@aol.com

Jarrell. Mark Jarrell, CGCS is superintendent, Palm Beach National GC; 561-965-0046; fax 561-967-0459; markjarrell@aol.com

Keene. Buddy Keene is superintendent, Gainesville G&CC; 352-376-8174; fax 352-376-3371; ckeeneii@aol.com

Mackay. Jean Mackay is director of educational services, Audubon International; 518-767-9051; fax 518-767-9076; jmackay@audubonintl.org

Saffel. Mike Saffel is superintendent, The Powder Horn; 307-674-6700

Singo. Butch Singo is sales representative, Harrell's Inc.; 800-282-8007; fax 904-736-1863; bsingo@harrels.com

Taylor. Stuart Taylor is superintendent, Riverwood Golf Club; 941-624-6204; fax 941-624-5037

Walker. Jim Walker is superintendent, Greynolds Park Golf Course; 305-945-3425; fax 305-945-3428

Wienecke. David L Wienecke is agronomist, USGA Green Section Southwest Region; 714-542-5766; dwienecke@usga.org

Williams. Bruce R Williams, CGCS, MG is superintendent, Los Angeles CC; 310-860-3248; fax 310-271-1958; williams@thelacc.org

Zelazek. Daniel Zelazek is a photographer based in Burlington, Conn., 860-673-9808

Southern Tradition #1

Family



*Remember when family
meant "one for all and
all for one"?*

Harrell's hasn't forgotten.



Call to speak with a Harrell's
family representative
or call toll-free 1-800-282-8007

Or visit our Web site: www.harrells.com

In fact, we've always considered customers, employees and suppliers as family. Because we are all connected. Harrell's has spent years ensuring that you can count on us for quality ingredients, state-of-the-art technology and old-fashioned service. And we've come to depend on you for friendship, business and new ideas. That's a relationship to be proud of—and a family worth growing.

I began my year as president of the FGCSA by writing that it is important for our members to be involved with Audubon International. I will close the year stating the same: Audubon International has served up the challenge to get 50 percent of the golf courses to join the Audubon Cooperative Sanctuary Program for Golf Courses. Statistics show that we now stand at 15 percent nationally and close to 20 percent for Florida. Looks like we have a long way to go.

There's Always Lots to Do

Because Florida has more golf courses than other states, we are being counted on to help lead the way in making the Fifty-in-Five initiative become a reality. The Everglades GCSA has exceeded this goal with 76 percent of its FGCSA member courses

having membership with ACSP while the West Coast is second with 40. I urge all the chapters to help exceed the goal that we are trying to accomplish. Please fill out the membership enrollment form and pay the \$150 membership fee as soon as you can. Golf courses are constantly under the environmentalists' microscopes and we, as superintendents, have to show that we are doing our part for the environment. I can't think of a better way to show that we are doing our part than by getting our clubs involved with the ACSP for golf courses to document our real-world stewardship.

GCSAA has changed its course of action regarding relocating the association headquarters. A Headquarters Location Resource Group has been formed to evaluate all actions taken to date and will report their evaluation at the chapter delegates meeting in the fall. Florida has two representatives on this committee, Robert Randquist, CGCS of Boca Rio Golf Club and Kevin Downing, CGCS of Willoughby Golf Club. Florida will be well represented with these two individuals taking part in this major decision making process.

We lost a good friend in Jeff Hayden, as I have previously written in other messages earlier this year. Jeff's legacy will live on with the Jeff Hayden Endowment Fund at Lake City Community College. Twenty thousand dollars will be raised in order to provide future annual scholarships of \$1,000.00 to deserving students in the program at the college. If you or your chapter is interested in making a donation, please contact John Piersol, GLO Director at Lake City Community College.

I would like to say that it has been an honor and a privilege to serve as president of the FGCSA. I feel we accomplished some good goals this year:

1. Working with Shelly Foy, USGA and Jo Ellen Zeh of Audubon International in providing four ACSP workshops toward certification in the ACSP for golf courses.
2. Provided two chapter-spokesperson training sessions with Dr. Tom Morgan. Hopefully other chapters will take advantage of this instruction in the future.
3. Started an FGCSA benevolent fund. Raised \$3,100 at the national convention. This will continue in the future at our GCSAA Receptions.
4. Capitol Hill trip to Tallahassee to visit with state legislators and the Commissioner of Agriculture. We lobbied for no IFAS budget cuts and let them know that we are an available source of information on environmental issues should they need our real world input and assistance.
5. Work on the BMPs for Golf with Department of

Because Florida has more golf courses than other states, we are being counted on to help lead the way in making the Fifty-in-Five initiative become a reality.

Environmental Protection and the University of Florida IFAS.

6. Research Project approval cofunded with GCSAA, "Alternative Methods for Nematode Management on Turf."

I would like to thank Joel Jackson for the fabulous job that he has done as director of communications. He is always striving to keep board members and chapters up on the latest current events. And what a great job he does with our publications. I would also like to thank Marie Roberts for being the wonderful person that she is and the great job that she has done for our association. Marie is the glue that has held everything together for so many years. Thank you to Mike Goldie for the tour that he gave us in Tallahassee. He truly opened many doors for us to meet the senators and representatives. Without Mike's assistance our trip would not have happened.

Darren Davis will be stepping down as external vice president for the EGCSA after many years of service. His knowledge and expertise has been invaluable.

Thanks to all the board members and external vice presidents for giving their time for the board meetings, travel time and getting the message out to the chapters members.

I know the association will be in good hands over the next year with Greg Pheneger as president. I truly look forward to working with him and helping him achieve new goals for the coming year.

Thanks to Geoff Coggan for his years of service on the board. I think we will soon finish the Best Management Practices for Golf Courses that you initiated during your term in office. Good things take time to shape.


The future outlook for our association depends on the participation of our members. We can't sit back and let events just pass us by. As members we need to stay up in current issues and take action where needed. We also need to keep everything in perspective starting with our families first. Don't lose perspective on your No. 1 priority.

The future outlook for our association depends on the participation of our members. We can't sit back and let events just pass us by. As members we need to stay up in current issues and take action where needed. We also need to keep everything in perspective starting with our families first.

PRESIDENT'S MESSAGE



David Court, CGCS



Ideal for Fairways, Tees, Roughs and Transition Areas

Sealsle 1, a new salt-tolerant (halophytic), drought-resistant, warm-season turfgrass, is now available as "certified" sod or sprigs. After seven years of extensive research at the University of Georgia's Griffin Experiment Station, combined with careful evaluation of 35 small-plot golf course locations, Sealsle 1 was released in 1999 by plant geneticist Dr. R.R. Duncan. Unlike Adalayd, Futurf and other earlier medium and coarse-bladed paspalum cultivars, Sealsle 1 is similar in texture and wear tolerance to the hybrid bermudas. And Sealsle 1 has a number of other advantages, especially under difficult environmental scenarios. First and foremost, it can handle multiple stresses: prolonged drought, high salt levels, low light intensity, waterlogging and extremely high or low soil pH levels. Secondly, Sealsle 1 can tolerate most types of alternate water sources, including wastewater, effluent, gray water and brackish water. It also requires less irrigating, less fertilizer and only minimal pesticide applications when compared to other warm-season cultivars. As water quality and water conservation become even more critical in the days ahead, Sealsle 1 may be the best choice for fairways, tees, roughs and transition areas. Sealsle 1 not only thrives in difficult environments, it also gets very high marks for turf quality, cold-hardiness, turf density and turf strength, disease and pest resistance, and rapid recovery from normal wear and injury. On top of that, Sealsle 1 has the most attractive, rich dark green color of any of the warm season grasses. See for yourself. Schedule a trip to see Sealsle 1 at one of these quality-conscious producers licensed to grow and sell certified Sealsle 1 seashore paspalum.

- Most Salt Tolerant Turfgrass
- Tolerates Gray Water & Effluent Regardless of Contaminant Levels
- Helps Clean Up Contaminated Soils & Water
- Handles Wide Range of Soil pH Levels: 4.0-9.8
- High Tolerance to Salt Spray, Water Logging and Periodic Inundations
- Low Fertilization Requirements
- Minimal Pesticide Requirements
- Good Rooting in Sandy, Clay or Muck-Type Soils
- Darker Green Color Than Bermudagrass
- Can Be Overseeded with Bentgrass-Ryegrass-Alkaligrass Blends
- Excellent Low Light Intensity Tolerance
- Root Growth & Functionality Still Maintained in 40-55°F Soil Temperature Range
- Low Tree-Shade Tolerance (Similar to Bermuda)

SeaIsle¹
Certified Seashore Paspalum

***To Order Your Certified SeaIsle 1 Seashore Paspalum
Contact One of These Licensed SeaIsle1 Growers***

SMR Turf & Trees Bradenton FL 941 746-8873 Rapid Turf, Inc. Rincon GA 800 864-6904
The Turfgrass Group Marshallville GA 866 967-2652 Emerald Island Turf, Inc. Punta Gorda FL 941 637-4770
Phillip Jennings Turf Farms, LLC Norristown GA 877 887-3626 Pike Creek Turf, Inc. Adel GA 800 232-7453

Everglades GCSA Recognizes Tim Hiers's Commitment With Presidents Award for

Lifetime Service

By Darren J. Davis

William T. "Tim" Hiers was one of the recipients of the 2002 Florida Golf Course Superintendents Association Presidents Award for Lifetime Service. Tim, a member of the Everglades GCSA, is the golf course manager at The Old Collier Golf Club in Naples, which opened in September of 2001. Prior to attaining his current position Tim was employed at Colliers Reserve, also in Naples. In line with Tim's prior achievements, it is no surprise that Old Collier was the first designated Audubon International Gold Signature Cooperative Sanctuary. The project is also one of the first new construction projects in the continental United States to use paspalum varieties on the entire golf course.

Tim's commitment to the industry began early in his career. He was the inaugural president of the FGCSA and served in that capacity from 1978 to 1980. This is one reason that receiving the 2002 FGCSA Presidents Award for Lifetime Service was special for him. The list of accomplishments and accolades that Tim has compiled is much too long to list here, but some of the highlights include receiving the FGCSA Distinguished Service Award in 1986 as well as the coveted Wreath of Grass Award presented by the Florida Turf Grass Association in 1998.

Nationally, Tim has been recognized by many associations. In 1994 Tim was the recipient of the first John James Audubon Environmental Steward Award, and in 1995 the GCSAA presented Tim with the President's Award for Environmental Stewardship. 1995 was also the year he received the GCSAA

National Environmental Leaders in Golf Award in the private course division.

However the accolades are not what drive Tim. While extremely grateful for each, he is the first to downplay them. Anyone acquainted with Tim is aware that he is extremely humble. Along those lines, Tim has said on numerous occasions that he does not know how anyone that has been in our business for any length of time could possibly have a big ego. He added, "If I had \$5 for every time I felt my job was on the line, or someone wanted me fired, I would be a very wealthy man."

It would be an understatement to say that Tim is passionate about our profession. Those acquainted with him know firsthand that he is intensely committed to improving the image of every golf course superintendent and the industry as a whole.

To Tim, being a golf course superintendent is much more than just a job. Interestingly, golf course management was not the career path that Tim pursued in his youth. Tim's dream was to be a professional golfer. Tim confesses to enrolling in school more to have extra time to practice golf and work on making the PGA Tour. Although he feels he gave the golf pro dream 110-percent effort, in the end he was just not good enough. While he may not have been good enough to compete against Jack Nicklaus or Arnold Palmer, Tim does feel strongly that playing golf well has helped open many doors for him and he also feels it helps give a golf course superintendent instant credibility.

Surprisingly Hiers doesn't necessarily see himself as successful; instead he feels he has been extremely lucky. He points



In 1998, FTGA President David Barnes (left) presented the Wreath of Grass Award to Tim Hiers at the Annual FTGA Turf Conference. Tim's friend and former assistant Matt Taylor looks on. Photo by Joel Jackson.

to the guidance, support and patience others have shown him. He credits people such as Joe Lee, Lloyd Clifton, Bill Cahill, Dan Jones, Ron Hill, Danny Aylwin, John Piersol, Marvin Harvey, Marsh Benson, and Fred Klauk. While wanting to give credit to those who have had a positive impact on his life, Tim is quick to point out that these individuals are only a fraction of those that have had an effect on his success.

One reason for giving credit to these individuals is to reiterate to less experienced superintendents how important it is to treat each and every employee with respect and patience, as you never know the lifelong impact you might be having on an individual. Tim gives particular credit to two of his former employers, Danny Aylwin and Ron Hill who instilled in him the value of making certain you have your priorities in check and to always have patience in others.

In turn, Tim has made an impact on many aspiring golf course superintendents. One such person is Matt Taylor. Matt is currently the superintendent at Royal Poinciana Golf Club in Naples. When asked about Tim, Matt replied, "Tim has been a terrific role model not only for me but our industry as a whole. His influence on me began even prior to meeting him." Matt went on to say, "When I was a student, Tim was one of those larger-than-life people who spoke to our graduating class and I feel blessed to have been under his tutelage while serving as his assistant at Colliers Reserve."

So what does Tim feel are the main factors that make a golf course superintendent successful? According to Tim it is desire, persistence and attitude. He stresses that so much of the job comes down to attitude and how you treat people. He also sees having a sense of humor as a positive thing. While work is not necessar-

ily fun, Tim feels there is no rule that says it can't be!

A newcomer in our profession might make the assumption that someone with as much experience as Tim would have all the answers. While Tim's experience and vast worldly knowledge do make him an extremely valuable asset, Tim is the first to confess that he does not have all the answers.

Tim makes no bones about it that he is never afraid to ask questions. Tim stresses that one of the keys to success in our profession is the ability and willingness to ask questions. In fact, it is common practice for Tim to invite his peers to his golf course and ask them to critique his operation. He urges them to tell him what he *needs* to hear, not necessarily what they think he wants to hear. Tim says he has also learned over the years that one way for him to grow as a person, is to surround himself with people smarter than he.

Having been in the profession as long as he has, Hiers is

well aware that everything is not always peaches and cream. A golf course superintendent is going to have many hardships throughout his career. These hardships, and how one handles them, are what Tim feels help mold a person and often determine the longevity of their career. Tim added, "I have learned most under adversity. In fact, I could write a book on the mistakes I have made!"

Having a good attitude and controlling one's emotions are character traits that Tim credits to his long-time friend, the late Joe Lee, for helping to instill in him. When Tim was employed at a very high-power, high-play club on the east coast, he found he was allowing the pressures of the job and the demands of the membership to increase his irritability. During a visit from Joe Lee, Joe told Tim, "Never let others control your emotions." To this day, Tim says this statement gave him a sense of calm and he has tried to pass on the advice to others.

Tim makes it very clear

that he is in this business after all of these years due to the people, not the turf. He often gives the example of how a fellow golf course superintendent can be your fiercest competitor but that same individual is willing to talk on the phone, visit your golf course, and help you in any way he or she can.

Tim is certainly one of those people who are hard to forget. Those having had the opportunity to hear one of his many presentations or spend time with him, know that he often likes to get his point across using analogies. Bill Davidson, also a former assistant of Tim's explained, "Tim is a master at relating things in the business to a subject totally non-golf-course related. The analogies always make perfect sense, but sometimes you think, 'How in the world did he come up with that?!'"

Bill added his own analogy of Tim. "I would liken Tim's contribution to the industry and his many disciples, including myself, to that of a rudder on a

large ship. Proportionally the rudder (Tim) is a very small part of the ship, yet this extremely small item has the ability to direct the movement and course of a much bigger object. That to me is what Tim has done with his innovative ideas and strong leadership. Although he is only one person, he has had an impact on so many other people in our profession."

Bill confessed that the analogy of the "rudder and the ship" is one that Tim has used to explain other issues to him on multiple occasions.

When questioned, Tim feels the best advice that he could give one of his peers is, "Always treat people well but, even more important, clean up your facility. A clean, organized facility will give outsiders the impression that you really do care!" Tim feels strongly that cleanliness and organization in your facility have more to do with commitment than the size of one's budget. "Commitment" is a word that describes Tim extremely accurately.



Your Sand Man

- Trap Sand
- Top Dressing Sand
- Greens Mix
- Green Divot Sand

All Sands meet U.S.G.A. Specs

E. R. JAHNA INDUSTRIES, Inc.

Lake Wales, FL 33859-0840 • (863) 676-9431

Chapter Round Up Fundraisers, Golf, Seminars Fill Season

Calusa

Samantha Kreisch, association manager reports that superintendent Stewart Bennet from the Alden Pines GC joined host Tim Daniel in a presentation on experiences with paspalum on golf courses at the chapter's April 2003 meeting held at the Crown Colony Golf Club. (See Tim Daniel's article on Sea Dwarf on page 52). In May, Samantha represented the chapter at the FGCSA spring board meeting and presented the FGCSA research account with a check for \$2,500. The Calusa GCSA annual meeting and election of officers was in June at the Gateway G.C. hosted by Lane Price. At the annual meeting the chapter presented a \$500 check to Dr. Lee Berndt for the Edison Community College golf operations program.

Central Florida

Tommy Witt, CGCS from GCSAA was the guest speaker at the May meeting at the Orange National Golf Club. Witt's topic was the timetable and requirements of the Professional Development Initiative (PDI)

which will require Class A superintendents to earn education and service points to maintain their "A" status after July 1.

The Central Florida Team of Jimmy Lawrence, Hal Richburg, Mike Gwaltney, and Jerry Yeomans won the Harrell's Cup at the 10th Annual Harrell's Turf Academy at the Westin Innisbrook Resort June 4. This was the first win in the event for our chapter. Our chapter golf championship will be hosted by Hal Richburg at the Victoria Hills G.C. in Deland. The Annual Meeting and Memorial Tournament will be in July at the Lake Nona Club. Brett Harris, superintendent and chapter secretary/treasurer and Web site manager will be our host. The annual Larry Kamphaus Crowfoot Open will be July 25-27 at Grand Cypress.

Everglades

The 2003 Poa Annu Classic May 9-11 is history and was a great success. Thanks to Dick Naccarato, host superintendent and The Naples Beach Club Hotel for their outstanding hospitality and service. The Everglades chapter won the team event and South Florida's Seth Strickland took the individual championship by shooting a 3-under 69.

On the business side of things, former GCSAA President Tommy Witt was on hand to present

a career development seminar entitled "Are You Prepared to Say Yes?" It was an informative discussion of all the things one needs to consider when considering a voluntary or even an involuntary job change. Some appealing parts of a new job may not balance out some negative aspects of the change. It needs to be a rational decision and not an emotional one.

The EGCSA made a donation in May to a fund-raiser for one of our members. Scott Ryan, superintendent at Naples Golf Club, has an infant daughter who had to undergo several surgeries and has required special care. His club held a tournament for daughter Sydney to help with some of the family's medical bills. The Everglades GCSA donated \$500, plus another \$500 in memory of Jack Harrell, Sr.

North Florida

Glenn Klauk writes that the North Florida Golf Course Superintendents Chapter held the 11th Annual Mike Richards Memorial Scholarship Tournament April 7 at the prestigious Jacksonville Golf and Country Club. The host golf course superintendent was Greg Tharp and more than 100 players participated in the event, making it a great success. The weather and course conditions were just perfect! Once again the NFGCSA was able to present \$6,000 in

three separate scholarships to turf students in the North Florida area. The three scholarship recipients:

- John Scott, a second-year student at Lake City Community College, received the \$3,000 Mike Richards Scholarship. John currently works with superintendent Andy Maguire at Marsh Creek Country Club in St. Augustine.


- Jack Newton, a second-year student at Lake City Community College, received one of the Alan MacCurrach scholarships, worth \$1,500. Jack currently is employed at Queens Harbour Country Club, superintendent Jason Wilson.

- Kevin Churchill, a first-year student at Lake City Community College, was the recipient of a second \$1,500 Alan MacCurrach scholarship. Kevin is currently employed at Timauquana Country Club, superintendent Chris Neff.

Kim and Jim Shine initiated the Mike Richards scholarship tournament in 1992 to honor Mike Richards and his dedication to the profession. Mike was the sales manager for Tresca Equipment. Over the past nine years, the NFGCSA has awarded \$48,000 in scholarships to deserving turf students in the North Florida area. A Mike Richards Foundation has been established with funds now



FGCSA President David Court, CGCS received a \$2,500 check for turf research presented by Calusa GCSA Association Manager Samantha Kriesch at the Spring board meeting in Naples. Photo by Joel Jackson.



FGCSA President David Court, CGCS welcomes former GCSAA President Tommy Witt, CGCS to Naples. Witt presented a GCSAA Leadership Seminar at the Poa Annu Classic. Callaway Golf sponsors these seminars to support continuing education. Photo by Joel Jackson.



Seth Strickland shows off the first-place trophy he won by shooting a 69 in the Poa Annuu Classic. Photo by Joel Jackson.

More recently the family of Alan MacCurrach, former PGA Tour agronomist, has joined this memorial event and has been instrumental in promoting the scholarships in memory of Alan and his accomplishments in the golf industry. Alan MacCurrach passed away in 1997 and was the epitome of professionalism and dedication to the "Keeping of the Greens." The NFGCSA has created an annual "Keeper of the Green Award" in his memory.

This year the NFGCSA presented the Alan MacCurrach Keeper of the Green Award to a distinguished honorary member, Harold Jones, director of the Duval County Extension Service. Jones has supported the NFGCSA

totaling approximately \$34,000. The hope is for the Foundation to become self-sustaining to be able to provide continuing financial help to students.

Golf Results

Poa Annuu Classic

Low Gross - SUPERINTENDENTS: 1. Seth Strickland; 2. Mark Henderson; 3. Bob Harper; 4. Mark Hopkins; 5. Steve Bernard. **SUPPLIERS:** 1st Gary Wilhelm; 2nd Dick Bessire; 3rd Chris Miller.

Low Net - SUPERINTENDENTS: 1. Kelly Killpatrick; 2. Greg Lauffer; 3. Jim Vajen; 4. Chuck Rodgers; 5. Glenn Oberlander. **SUPPLIERS:** 1. Mike Rogers; 2. Tod Pflaumer; 3. Jim Glase.

Chapter Team Winner - Everglades Chapter: Rocky Ford, Kelly Killpatrick, Greg Lauffer, and Jim Vajen.

G.C. Horn Endowment Tournament

Overall Winners: Mark Hopkins and Chuck Rogers

Front 9 Scramble: Mark Atwood and Mitch Miller

Back 9 Alternate Shot: Wayne and Kyle Kappauf

Mike Richards Memorial

Low Gross Team: 1. Beverly Davis & Michelle Dufresne; 2. Bill Griffith & Hal Richburg

Low Net Team: 1. Sean Galen & Shawn Sheridan; 2. Paul Salmon & Mike Wilson.

Closest to the Pins: No. 3 Ron Hill, No. 6 Jay McCord, No. 12 Roger Spiwak and No. 17 Hal Richburg

Future of Golf

Five teams tied with scores of 58 (14 under par): The final order was determined by a match of cards:

1. Brook Maxwell, Matt Tacilauskas, Mark Reid, Tom Dodgen
2. Larry Hoskin, Steve Bernard, Tyler Warner, Terry Kennelly
3. Bill Rayside, Steve Pearson, Eric Glasband, Talbott Denny
4. George Kervem, John Spiwak, Matt Turner, Roger Fink
5. Dave Oliver, Eric Burk, Mike Hensen, Gary Callahan
6. Mark Henderson, Karl Schmidt, Jeff Klontz, Pete Brooks

Jeff Hayden Envirotron Classic

Pine Barrens: Low Gross: Steve Bernard, Terry Kennelly, Walt McMahon, and Tyler Warner. Low Net: Joel Brownsberger, Steve Hunter, Jerry Sartain, and Bob Schlick.

Rolling Oaks: Low Gross: Doug Bowen, Brian Mortillaro, Jim Roland and Bob Solms. Low Net: Mark Brazinski, John Guion, John Van Vranken and Kevin Wasilewski.

UGLY UGLY UGLY



There's no other way to describe **NEMATODE DAMAGE!**

Hendrix and Dail's new, patented product, **TURFCURE 376™**, controls turf-damaging nematodes with minimal turf damage and little or no chance of run-off or exposure to humans or wildlife. Our patented machine injects **TURFCURE 376™** into the soil beneath the thatch layer with minimal surface disruption.

In today's world of rising environmental concerns and falling inventories of effective compounds, this is a bright spot. We have a proven, labeled, ready-to-go product with a patented, turf friendly machine. *Our staff is ready to help.*



HENDRIX AND DAIL, INC.

7610 US Hwy 41 N., Palmetto, FL 34221
800-726-5215

www.hendrixanddail.com



Harold Jones, Duval County Extension Agent (center) received the Alan MacCurrach Lifetime Achievement Award from the North Florida GCSA at the annual Mike Richards Memorial event. Others pictured from left, David Court, CGCS; Joel Jackson, CGCS; Peggy Jones; Glenn Klauk; and Chris Neff. Photo by Greg Tharp.

over the years with invaluable technical advice and counsel. He has represented our industry with the news media, along with county and state government. With this award, we congratulate Harold for his contributions to the golf industry in North Florida.

Palm Beach

Steve Pearson reports that the 2003 Future of Golf Tournament at The Falls C.C.

went off without a weather hitch this year. There was a brief shower in the morning but it didn't do anything but soften up the greens. The course was fine. There were plenty of prizes and lots of fun.

Danny Miller had a hole-in-one at the 150-yard, No. 3 hole. We will never hear the end of it. He wasn't even in the tournament until Marty Griffin had to drop out because of bad hip. Danny filled his spot. Another



2003 Richards/MacCurrach scholarship winners from left, Kevin Churchill, Jack Newton and John Scott. Greg Tharp (right) was the tournament host and NFGCSA Scholarship Committee chairman. Photo by Joel Jackson.

competitor, John Spiwak, superintendent at Eastpointe GC, knocked it to within 1 inch at the 16th hole with a very difficult pin position. It only played at 135 yards because it was so difficult but it didn't make any difference.

A great buffet followed the tournament as usual. Chipco/Bayer's Brian Maccurrach ran the fundraiser auction package for a bag of Chipco Choice, a case of Revolver, a case of Signature, a

case of Finale and a case of DeltaGard. Host Steve Pearson made the winning bid.

Ridge

Politicians are making news in the Ridge Chapter. Congressman Adam Putnam was the guest speaker at our April meeting at the Mountain Lake GC in Lake Wales. Putnam, the youngest Congressman ever sworn in at the age of 26, gave a legislative update

South Florida Grassing, Inc

Over 35 Years in the Grassing Industry

TifSport

SeaIsle
Certified Seashore Paspalum

Sod, Sprigs and Rolls available

- We provide reworking and planting services for fairways, tees and greens
- Our grass is grown in Hobe Sound on gassed, sand-based soil
- Hydro-mulching, grassing and mulching also available

Tifway 419

TifEagle

Tifdwarf



Certified Producer

Southern Seed Certification Association

(772) 546-4191

www.southfloridagrassing.com

800-483-4279

28th Annual Everglades Poa Annuu Classic

Thank You!

The Everglades G.C.S.A. extends its thanks and appreciation to the following sponsors for their generous support of the 2003 Poa Annuu Classic



Major Sponsors
Golf Ventures
Harrell's Fertilizer Co.
Wesco Turf

Eagle Sponsors
Coastal Equipment Systems
Southeast Partners

Birdie Sponsors
Cintas Corporation
Evans Oil Company
ProSource One
Syngenta
U. H. S.

Par Sponsors
Lesco
Barnes Pine Straw
FMC Corporation
G. A. S. H.
Go-For Supply
Lewis Equipment Co.
Magic Green Corp.
Rymatt Golf
S. R. M. Turf Equipment
WCI Communities, Inc.

Poa Sponsors
Almar Turf
ESD Waste-2-Water
Florida Turf Support
Grigg Brothers Fertilizer
Lake Masters
Pro Plus Golf Services
Regal Chemical
Southern Ag
Tampa Bay Turf

Tee Sponsors
Aramark Uniforms
B&W Golf Carts
Burrows Turfgrass Services
DowAgro Sciences
Eagle Design/Building
Florida Superior Sand
Golf Course Services
Golf Turf Applications
Griffith Paving
H. M. Buckley & Sons
Hawkins Environmental, Inc.
Hendrix & Dail, Inc.
Howard Fertilizer & Chemical
Humate International
Landir
Metro PSI
Par Aide Products
Precision Small Engine
Profile Products LLC
Robinson Equipment
Ryan Golf
Southeast Ag & Turf
Stahlman England Irrigation
Systematic Services
Turf-Seed, Inc.

Closest to the Pin Sponsors
Cintas
Liquid Ag Systems

Poa Shirts
Syngenta

Poa Hats
Bayer Environmental Sciences



The Palm Beach Chapter continues to earn scholarship and research funds by working as NBC Sports spotters at the Honda Classic, which was played this year at a new site, the Mirasol CC.

to the group and also recounted the day he spent with President Bush on Air Force One. That day was Sept. 11, 2001. It was an unbelievable insider's look of that infamous and historic day.

Recently a Polk County commissioner came out against

building more golf courses in the county, citing golf as a big water consumer. Chapter representatives along with architect Ron Garl, who is based in Lakeland, contacted the Lakeland Ledger and another commissioner to present the facts of the Florida golf industry

to provide the other side of the story. For a lighter look at the Ridge Chapter read the "Ridge Rules" column on page 64.

Seven Rivers

The recently renamed Jeff Hayden Envirotron Classic

held April 21 at World Woods was another success for turf research. See our Thank-You ad in this issue for the names of folks who made it all possible. Our new Champion Sponsors - Golf Ventures, Helena and Jacobsen - combined for a \$25,000 donation to lead the way. A large bulletin board displayed dozens of photos showing the life and times of Jeff Hayden. It was a simple but poignant tribute to our friend. The four-man team scramble event helped raise \$48,000 for turf research.

Buddy Keene reports that the annual meeting is in July. The exact location is still TBA, but it might be at Black Diamond. Buddy will be the new president for the chapter and Rick Watts will more than likely be the new vice president.

Several of the Seven Rivers Courses are participating in a parasitic nematode study with the University of Florida for the control of mole crickets. Between 60-100 courses around the state are supposed to be involved in the study.

UHS brand fertilizers are designed to meet the demanding agronomic needs of any turf professional. These products are built to perform best according to the local needs of the geographies we serve.



good

better



Our UHS Signature Brand Fertilizer "blue line" is comprised of products with the things you'd expect, such as quality and consistency. What sets these fertilizers apart is unique technologies, added performance and unmatched value.

Our premium offering is found in the UHS Signature Brand Fertilizer "green line" bag. These products feature the best nutrient sources available and are manufactured with an uncompromising eye to consistency and performance.

The green bag guarantees ultimate nutritional benefits and turf quality for your fertilizer program.



best

Check with your local UHS rep for more details on our line of outstanding fertilizers
(800) 457-0415 • fax (813) 664-0371

 **United Horticultural Supply**
www.uhsonline.com



In honor of our fallen friend and comrade, the Seven Rivers G.C.S.A. wishes to recognize the following organizations for their sponsorship of the 2003 Jeff Hayden Envirotron Classic.

**THANK
YOU**



Champion Sponsors

Golf Ventures
Helena Turf Products
Jacobsen

Eagle Sponsors

Bayer Environmental Sciences
Coastal Equipment Systems, Inc.
Fazio Golf Course Designers
Harrell's Fertilizer / Polyon
Howard Fertilizer & Chemical Co., Inc.
Imperial Excavating, Inc
Seven Rivers GCSA
The Toro Company & their Florida
Distributors:
Wesco Turf, Wesco Turf Supply,
& Hector Turf
World Woods Golf Club

Birdie Sponsors

BASF
Bayer / Chipco
Chipco Choice / Ag Resources, Inc.
DowAgro Sciences
E. R. Jahna Industries
EZ-Go Textron

Floratine Products Group
Go-For Supply
Golf Agronomics Supply & Handling
Griffin L.L.C.
Heritage Springs G.C.
Lesco
Monsanto
Pickseed / Ag Resources, Inc.
Richard W. Ferrell
Syngenta Professional Products
Tom's Sod Services, Inc.
Tournament Ready / Ag Resources, Inc.
Turf Pro USA - A Design for the
Environment
United Horticultural Supply

Par Sponsors

Almar Turf Products, Inc.
Central Florida Soil Lab
ESD Waste-2-Water
Highland Golf, Inc.
Lewis Equipment Company
Liquid Ag Systems, Inc.
Liquid Ed, Inc.
One Source Golf Services
Pike Creek Turf
Valley Crest Golf Course Maintenance





Two tournament volunteers check out the "Life and Times of Jeff Hayden" in a photo display at the Jeff Hayden Envirotron Classic held at the World Woods GC. Photo by Joel Jackson.

South Florida

Kelly Cragin writes that in June the SFGCSA will have its annual golf outing at the Ocean Reef Club in Key Largo. The May meeting was held at the Miccosukee G. & C.C which use to be called Kendale Lakes. Dr. Phil Busey spoke to the association about MSMA and the present studies by different agencies and possible alternatives (such as Revolver) coming out in the near future. Also sharing the education was Dr. Bill Kevin who spoke about wildlife on golf courses including ideas to promote and enhance areas for new wildlife.

The April meeting was held at Hollybrook Golf & Tennis. The speaker was Bruce Adams from the South Florida Water Management District. Bruce gave an informative talk on water issues facing the district how they relate to golf courses

The Annual Turf Expo

and Field Day at IFAS in Ft. Lauderdale raised enough money to donate \$29,000 to the FGCSA for turf research. The check will be presented to the FGCSA at the Summer Board Meeting, July 25 in Orlando.

Suncoast

Sarasota County is in the midst of drafting an ordinance to provide guidelines for the siting, design, construction and maintenance of golf courses. Members of the chapter are sitting on the working group and providing real-world guidance and information for the process.

The first public hearing on the draft is slated for Sept. 10. Golf course owners somehow missed being included in the first stages of the process, but have now formed a coalition of about 30 courses and are bringing their concerns to the attention of county officials.



Golf Ventures, Helena Chemical and Jacobsen took over as Champion Sponsors of the renamed Jeff Hayden Envirotron Classic and donated \$25,000 to the Seven Rivers GCSA event that raised \$48,000 for research. From left, Walt McMahon, Debbie Nipper, Don Delaney, David Cheesman and Tournament Chairman Glenn Oberlander. Photo by Joel Jackson.

Treasure Coast

The April meeting was held at the PGA Golf Club Learning Center in St. Lucie. This facility even has different styles of bunkers to teach golfers how to negotiate high and low lips and different bunker materials like sand, native soil and crushed gravel.

At our May meeting, David Besselink from GE Capital Leasing spoke about equipment leasing as an option for clubs. Our chapter's annual superintendent/pro event will be hosted by Bo Estey at his Quail Valley course. Our Annual Meeting is scheduled at outgoing President John Morsut's club, the North Palm Beach C.C.

West Coast

President Jim Sharpe says that his chapter raised nearly \$5,000 for its Benevolence Fund in May at Kirk Sower's

Wentworth GC in Tarpon Springs. Earlier at the April meeting hosted by Eric Joy at Heritage Isles GC, Dr. Monica Elliott of UF/IFAS gave a presentation on *Curvularia* and other current turf disease issues. Superintendent Victoria Richard will host the chapter's annual June meeting and election of officers at her River Hill C.C. in Valrico.

Florida GCSA

The FGCSA BMP Committee convened in Orlando June 27 to address Dr. Mike Thomas's rough draft of the document. Thomas, with the Florida Dept. of Environmental Protection, has assembled our previous input along with other sections from the Green Industry BMP Manual to give us a framework to attack and remodel to fit our needs.

Each committee member will provide comments and revisions to help shape the best management practices into a final format. The document will go through several versions before it will be suitable for publication. The initial goal is to get it into a draft format suitable for outside review.

Marie Roberts and Samantha Kriesch, association managers for the FGCSA and Calusa Chapter respectively, along with Kyle Sweet vice president of the Everglades GCSA and Joel Jackson, FGCSA director of communications attended the GCSAA Chapter Executives Conference in April (See related story in Industry News)



Congressman Adam Putnam (with tie) spoke about the economy and how he spent the day (Sept. 11, 2001) aboard Air Force One with President Bush at the April Ridge GCSA meeting. Others pictured from left: Steve Ciardullo, Alan Puckett, Bobby Ellis, Mark Hopkins and Jeff Brown. Photo by Joel Jackson.

2003 SFGCSA Exposition

Fort Lauderdale REC



THANK YOU

MAJOR EQUIPMENT SPONSORS

HECTOR TURF EQUIPMENT
KILPATRICK TURF/BOYNTON PUMP
EMERALD ISLAND TURF
NUCRANE MACHINERY
DISBROW ENTERPRISES
FLORIDA COAST EQUIPMENT

BOOTH SPONSORS

GOLF VENTURES
GREEN TECHNOLOGIES
GRIFFIN L.L.C.
HABILITATION CENTER
HARRELL'S FERTILIZER
HAVERLAND TURF FARMS
JOHN DEERE LANDSCAPES
LESCO
LIQUID AG/DOUGLASS FERTILIZER
MAGIC GREEN CORP.
MONSANTO
PINE STRAW OF SOUTH FLORIDA

ADVANCED MICROBIAL SYSTEMS
AERATION TECHNOLOGY
ALL FLORIDA RECYCLING
ANDERSONS TECHNOLOGIES
AQUAGENIX
ATLANTIC FERTILIZER
BAYER ENVIRONMENTAL SCIENCE
BECKER UNDERWOOD
CHEMICAL CONTAINERS
DOW AGROSCIENCES
FLORIDA SUPERIOR SAND
GOLF AGRONOMICS

PRO PLUS FERTIGATION
RAGAN TECHNICAL SOLUTIONS
SOUTH FLORIDA GRASSING
SULLIVAN ELECTRIC & PUMP
SYNGENTA
TEE-TO-GREEN/LAKEMASTERS
TERRA KINETICS
TURF SPECIALTIES
TURF-TEC INTERNATIONAL
TURF TECHNOLOGIES
UNITED HORTICULTURAL SUPPLY
UPSTART PRODUCTS



*Hollybrook G&TC
Number 5 and Number 6
Photo by Daniel Zelazek*



Hollybrook Golf & Tennis Club

From Farms to Fairways

By Joel Jackson, CGCS

It turns out that this assignment has more nostalgia surrounding it than I had ever imagined. I knew of course that Jim Goins's course was located in Pembroke Pines, where I had begun my official foray into golf-course maintenance in 1970, but not until I started doing the final research into

the location did I realize how closely linked Hollybrook was to my past.

The Hollybrook Golf and Tennis Club is about two miles south of the Pembroke Lakes Golf Club, where I worked during that club's final stages of construction, grow-in and first year operation. As it turns out, Hollybrook was under construction and opened about the same time. I probably passed by it

on Douglas Road every day and never knew it.

I can attest to Goins's history of the area when he says, "Back then this area of Pembroke Pines was on the western edge of civilization and consisted of farms and ranch lands. The only thing that stopped more westward development was the Everglades Wildlife Refuge another six miles down the road."

Now that he mentioned it, I recall driving to work back then and passing open fields and a horse stable just south of the golf course site. We had to rake out hoof prints in the greensmix before and after we sprigged the course. Equestrian centers and golf courses now live in harmony. Another vestige of the agricultural heritage of Hollybrook's location is the straight rows of Australian pine trees that farmers had planted as windbreaks for the vegetable fields. Most are gone now except for a few reminders along the entrance road to the clubhouse.

But 33 years ago the developers of the Hollybrook property had visions of building a hotel and golf resort. For whatever reasons the resort concept didn't succeed. Instead, a residential village of privately owned condominiums took shape around the six-story main building now called The Towers. The developer operated the property for 15 years until the homeowners association, with its governing board of directors, took over operation of the property. There are six phases or sections including the Towers and representatives elected from these areas comprise the 25-person board of directors.

Goins reports to the general manager who reports to the board, and he also works with the green committee which acts in an advisory capacity to the board. Like most clubs, they hold monthly committee meetings where Goins reports on maintenance operations and projects and keeps the committee updated on progress. He also writes a monthly maintenance article for the association newsletter to let the members know what's going on out on the course.

With the course now urbanized and situated midway between the beach and the Everglades, I asked Goins about the wildlife population and any habitat programs. He said, "We have joined the Audubon Cooperative Sanctuary Program and have begun work on the first step to becoming a certified sanctuary. We don't have a lot of natural areas due to the size of our property, but we do have one fairly large out-of-play area behind the shop where we are removing the invasive exotic plants and installing native plants that will create a habitat that transitions from upland plants to a marshy environment by the lake.

"When I did the wildlife inventory for the ACSP registration we documented the presence of foxes, raccoons, opossums, egrets, coots, mallards, wood storks, ospreys, red-tailed hawks, and the usual inventory of songbirds. Since we began installing aquatic plants around the edges of our lakes, I have really seen the wildlife activity and population increase. The plants provide habitat and cover for smaller critters like fish, frogs, snails, etc and then the larger animals feed on them and also use the plantings as a cover and food source for the vegetarian types."

While wildlife can really benefit and thrive from a golf-course setting in an urban area, the main purpose of any golf course is to serve the golfers and Hollybrook's members are Goins's primary clients. Residents of Hollybrook have access to the golf course by virtue of ownership in the property. They pay a nominal cart fee per round, but no greens fee. It is a private course and the only outside play is a few charity events that are approved



View from No. 6 tee. The Australian pine trees in the photo are remnants of the windbreaks that used to protect the farmlands that occupied the land before Hollybrook. Photo by Daniel Zelazek.



Recently planted aquatic vegetation has created new habitat for small animals and water birds. The 12th green is in the background. Photo by Daniel Zelazek.

by the board, usually because some members are involved. The Memorial West Hospital Benefit Tournament is one of biggest events of the year and has provided generous donations to the hospital over the years.

Each golf course we visit has its unique history, mode of operation, personalities and expectations, but the one thing all golf courses and superintendents have in common is the challenge and responsibility of providing the best playing conditions possible under the given set of circumstances. Hollybrook is certainly no different in that regard.

Goins says, "The underlying soil is a mixture of mucky and sandy areas. Remember this was old farm land. Basically the course drains well under moderate rainfall, but when we get big storms, we have natural low areas on the course on holes 5, 6 and 15 that become impassable. There is no easy solution for drainage in those low spots unless we moved a lot of dirt to raise the overall elevation to direct the water to a lake or pond."

"Since our heaviest play is in the win-

ter when it's drier, the impact has not been great enough to warrant the expense of the necessary construction. Around 60 percent of our members are seasonal, but we have 40 percent who are year-round residents, so we do our best to ensure the good playing conditions all year."

To accomplish that goal Goins submits a punch list of projects to the board each year and they decide which projects they'd like him to tackle to keep making improvements to the course. He likes the board to set the priorities so they can get member buy-in for the master plan.

Goins partially solved another low-area problem on the 13th hole by creating a marsh and installing a wooden boardwalk/bridge. Goins said, "The area wasn't intended to be a water hazard, but there was no place to drain the excess water. We tried to maintain it as a turf area, but it stayed too soft and muddy to be successful, so we adapted, used our imagination and solved the problem."

Six years ago Goins's new general

manager, Jeff Roarke, helped make his job easier by helping to promote installation of a new irrigation system. And just three years ago, the greens and tees were renovated to make the course more player friendly and, more importantly, more grass-growing friendly. The USGA-spec greens were rebuilt and reshaped by Steve Nugent in 2001. Nugent also acts as a consultant on course projects.

The last turf challenge facing Goins is the off-type grasses in the fairways and roughs. Says Goins, "When we have cold winters like this last one, the older strains of grass don't hold up. They either go totally dormant and thin out or just wear out from the traffic. The greens and tees are new, but the fairways are still 33 years old and have three or four different grass varieties out there. When our seasonal members come down after the holidays to warm, sunny Florida" they often don't understand how that one hard freeze can knock back some of the grasses. They expect green and all of a sudden they see brown, tan and purple, and they want to know why. They also want the ball to sit up, but when it gets cold the turf isn't growing and the grass blades lie down, making for tighter lies. The lie might be a little tougher, but you get more roll on your shots, so there is a trade off."

Now that the ground has been reworked to make turf management practices more effective, Goins faces those intangible challenges that make keeping playing conditions in tip-top shape while dealing with the world we live in. Specifically, operating within noise ordinances and finding and keeping good workers on the staff.

Goins said, "I'd say labor is our biggest challenge. We have a good solid core of people, but when people move on or retire, it is getting harder to find hard-working, responsible people to fill the ranks. We do work a six-day schedule, but we also provide pretty good benefits with health insurance, holiday pay, paid vacations and a fairly competitive wage rate."

"As far as the local noise ordinance goes, we aren't the only golf course or business that has to work around that restriction. Fortunately for us, the PGA course is not as close to the residential area, so we can start our rou-



Grand L30 The Brains and Brawn You Need to Win the Turf Game.

It's great when work can feel like play. The Kubota Grand L30 tells you what's going on as you work, has plenty of diesel power, is easy to operate, and puts a premium on operator comfort. Why should the people in the carts be the only ones enjoying the ride?

Fully-computerized IntelliPanel™
- The Brains Behind the Brawn
72" mid-mount mower
• Three adjustable anti-scalp rollers
• Adjustable cutting heights in 1/2" increments
• Compatible with front loader
Performance-Matched Implements:
Easy-on, easy-off, no tools design
Kubota GST, FST, or HST transmission

See One Of These Kubota Dealers Today!

Bradenton
Franz Tractor Company
5504 15th Street East
Phone: 941-755-5722
Fax: 941-755-4805

Crestview
Wise Equipment Sales
1147 South Ferdon Blvd.
850-682-3366

Fort Myers
Creel Tractor Company
3771 Palm Beach Blvd.
941-694-2185

Land O Lakes
Gulf Coast Tractor
& Equipment
3827 Land O Lakes Blvd.
813-995-2533
800-613-6777

Miami
Growers Equipment Co.
8501 N.W. 58th St.
954-916-1020

Naples
Florida Coast Equipment
694 Commercial Blvd.
239-435-1667



AFFORDABLE

aerial imagery

- Renovation Planning
- Irrigation Management
- GPS Mapping

www.ragantechnical.com
dave@ragantechnical.com

RTS 561.776.9713

Ragan Technical Solutions, Inc.

Kubota

EVERYTHING YOU VALUE
KUBOTA TRACTOR CORPORATION MARKETS A FULL LINE
OF TRACTORS AND CONSTRUCTION EQUIPMENT THROUGH A
NATIONWIDE NETWORK OF OVER 1,000 AUTHORIZED DEALERS.

tines at 6:30 a.m. away from the condos until 7 a.m. and then swing by the first tee and get ahead of play. The Par 3 course is a different story and it's off limits early, so we usually don't work on it until we have finished our first jobs on the big course.

"The Par 3 course is very short and almost serves more as a park than a heavily used golf course. It is an irons course with small greens. The course winds through the village phases and the buildings and trees produce a lot of shade which is not conducive to healthy bermudagrass; we do lots of re-sodding of bare spots. The irrigation system on the short course is shared with the condo grounds, which makes for some low-pressure situations. We are looking at re-engineering that system. There is also a lot of encroachment by the roots of all the trees into the greens and bunkers. There is some thought to converting the Par 3 course into a formal park or walking trails, but that is just an option for future consideration."

Meanwhile back on the regulation course, Goins and company conduct the usual turf maintenance routines geared to growing healthy turf and providing good playing conditions. His staff must move out smartly in the morning since the club usually has a double (1- and 10-tee) start on most days to accommodate 9-hole and 18-hole players, with the 9-holers teeing off the back 9.



View from the 5th Tee. The lake on No. 5 is one of 13 on site that provide for storm-water retention and provide the irrigation water for the course. Photo by Daniel Zelazek.

Double starts usually mean having to send duplicate crews off both sides to stay ahead of play: Two cup-cutters, two greens-mowers, two tee-mowers, two bunker-rakers, two fairway-mowers (three days a week), and one on each of the nines. Then there is the rough mower and the trim mower. Throw in two mechanics, a spray technician, an irrigation technician and the superintendent and his assistant making the rounds

checking the work progress and course conditions and you use up a 16-person staff.

The rest of the day is spent on projects, large-scale mowing of roughs, landscaping, and preparing the Par 3 course. All these are manageable routine tasks, but there's no room for error. Absentees, no shows, and vacations, along with storm-damage cleanup, cut into productivity. The aeration, top dressing and verticutting

"Setting the Standard for over 20 years"

**tifton
turf**

**Tifway(419) • TifSport • TifEagle • TifDwarf
• Meyer Zoysia • Centipede**

**Installing Certified Sod & Sprigs for
Golf Courses, Athletic Fields, Landscapers, Contractors**

**Call Paul Massey
Tifton Turf Farms
800-841-6645
P.O. Box 1912 – Tifton, GA 31794**



Country Club Services, INC.
Golf Course Renovation & Construction Planning

- Excavation and Grading
 - Drainage
- Greens Construction
 - Laser Grading
- Bunker Construction
- Athletic Field Construction
 - Grassing Services

**William H. Wright, CGCS - President
Robert Farina - Vice-president**

**749 NE 70th Street
Boca Raton, FL 33487
(561) 862-0445
Fax (561) 862-0447
countryclubsvcs@aol.com**



Okay, so they really don't have to know why your fairways are looking sharper than the creases on their khakis. But we guarantee they will come to appreciate the consistently clean cut from our B Series Lightweight Fairway Mowers and our Fairway Tender Conditioners (FTCs). Just by putting FTCs on our 3215B, 3225B, or 3235B units, you'll immediately discover what clean really means. The 38 vertical blades on the FTC rotate to slice stolons and reduce grain in the turf. Grass stands up for an even, clean cut and a true playing surface. And the rear roller power brush removes built-up material as well as dispersing any leftover clippings.

For a better look at our B Series lightweight fairway mowers, call your local John Deere Golf & Turf Distributor.

www.JohnDeere.com

JOHN DEERE GOLF & TURF
ONE SOURCE[™]



Coastal Equipment Systems, Inc.

5287 New Kings Rd.
Jacksonville, FL 32209-2732
1-800-275-3860

6025 Highway 301 North
Tampa, FL 33610-9516
1-877-4JD-TURF (1-877-453-8873)

417 Central Park Dr.
Sanford, FL 32771
407-323-9555

Your John Deere Golf Course and Sports Turf Equipment Supplier
www.coastalequipmentsystem.com

Superintendent Facts

Jim Goins, CGCS

Originally from: Cleveland, Tenn; Moved to South Florida in 1972.

Family: Cathy, wife of 20 years and two Siberian huskies, Phantom and Shyann.

Education: Broward Community College and UF/IFAS Turfgrass Management courses.

Employment history: 1993-present, superintendent Hollybrook G&TC, Pembroke Pines; 1991-93 superintendent Wynmoor Village GC, Coconut Creek; 1988-91 assistant superintendent Royal Palm Y&CC, Boca Raton; 1983-88 head mechanic Boca Rio GC, Boca Raton.

Professional affiliations and awards: South Florida GCSA and GCSAA since 1991. Past president of the South Florida GCSA and former director of the Florida GCSA. State of Florida Restricted Use/Limited Certification license, Community Association Managers license. Earned GCSAA Certified Golf Course Superintendent designation in 2000.


Mentors: My father taught me to do the best job I could and take pride in all that I did. Richard Lemmel took a chance and hired me as his head mechanic at Boca Rio, and then he guided me in the right direction to fulfill my desire to become a superintendent. David Court - a true gentleman and one of the nicest people in the industry. Last but not least, my wife Cathy. She has always believed in me and stood by me.

Entry into the business: In 1983 I began working for the Wadsworth Golf Construction Company on the Boca Rio project. When the job was completed, Richard Lemmel offered me the head mechanic position. I became his assistant when we moved to the Royal Palm Y&CC, after a few more years of training I took the superintendent's position at Wynmoor.

Goals/Advice: I attained my goal to become a CGCS in 2000. Now my sights are set on becoming a Master Greenkeeper in BIGGA. My advice: Pay attention to the small things that others see. Treat others with respect - like you'd want to be treated. Be supportive of other superintendents, especially when speaking to their members.

Memorable moments: That's easy. The most beautiful day in my life. My wedding day, December 24, 1982.

Hobbies/Interests: My classic car is my first hobby - there's always something to do. I also enjoy woodworking, spending time with my wife and playing golf.



Jim Goins, CGCS

Producers of Quality Turfgrasses for Golf Courses and Athletic Fields



*Producers and Installers
of Fumigated Georgia
Certified Bermudagrasses*

- Tifway •Tifdwarf
- TifSport •Centipede Sod/Seed
- TifEagle •Meyer Zoysia


Pike Creek Turf inc.

Route 2, Box 376-A, Adel, Ga. 31620

1-800-232-7453

Rowplanting Services Available

CLASSIC GREENS, INC.



Celebrating our 18th year of serving the turf industry with quality products.

Our Classic Dwarf remains genetically pure, maintains good color and vigor at close mowing heights and Superintendents enjoy the ease of maintenance.

Classic Dwarf – Tifway (T-419) - Floratex

Golf Course / Athletic Field Phil Horn, President
Grassing and Renovations 1007 NW 143rd Street
Newberry, FL 32669

Office (352) 332-6318
Mobile (352) 284-8175

Fun Facts

Here are some things you may not know about our cover story superintendent

Car: 1970 Dodge Challenger. A red convertible with black interior.

The last good movie I saw: Titanic

I stay home to watch: American Musclicar, U of Tennessee football or Lady Vols basketball.

The book I've been reading: Mopar Musclicar

Favorite meal: filet mignon, pecan pie and anything chocolate.

Favorite performers: Elvis Presley, Celion Dione and Shania Twain.

Prized possession: My grandfather's pocket-watch.

Personal heroes: My father, a model of loyalty and hard work.

Nobody knows that: I'm afraid of heights, but love to go on roller coasters.

If I could do it over: I would have taken the assistant superintendent job offer from David Court.

I'd give anything to meet: Pat Summit, U. of Tennessee's Lady Vols basketball coach.

My fantasy is: To win the lottery and retire.

The one thing I can't stand is: People who think they know everything.

My most irrational act: Too many to list.

My most humbling experience: Not being able to say goodbye to my dad when he passed away.

The words that best describe me: I want everything to be perfect.



Jim Goins, CGCS shows off an African tulip tree in full bloom. Photo by Joel Jackson.

programs also have to be worked into the maintenance schedule. So priorities and expectations have to be taken in the context of the weather and the workforce.

As for seasonal cultural practices, Goins uses both solid- and hollow-tine aerification procedures on the greens, tees and fairways. He says, "We start out in the spring around May with the hollow-tine aerifiers before the rainy season sets in, then later on we switch to solid

SPREADRITE, INC.

CUSTOM SPREADING

FERTILIZER • DOLOMITE • GYPSUM
ARAGONITE • HYCAL LIME

FAIRWAY TOP DRESSING

LAMAR SAPP
ART SAPP

6001 S.W. 19th STREET
PLANTATION, FL 33317
MOBILE: (561) 479-9417
MOBILE: (954) 383-4036

Upstart Products, Inc.

Performance Chemistry
For Aquatics & Turf

CASCADE PLUS
LIQUID OR GRANULAR

PHYTO-FOS
FAST RELEASE SYSTEMIC PHOSPHOROUS

AMINO ACID BIOFERTILIZERS
Quelant-Ca — Quelant-K
Macro-Sorb *radicular* — Macro-Sorb *foliar*

1 800 203 5629

Not all sports require year-round attention to nature...



...for those that do, there's



GreenEdge®

The next generation of slow release organic fertilizers

**Environmentally Sound Agronomically Superior
Technologically Advanced**

GreenTechnologies, Inc.
Toll Free: 1-877-GREEN30, www.Green-Edge.com

Feed Your Turf a Healthy Diet

tines to avoid having muddy cores to clean up. After the thunderstorm season going into fall, we make another pass with the hollow tines to get ready for our heavier play in the fall and winter."

The mention of winter generated a question on overseeding. "Goins said, "We used to overseed the greens and tees each winter, but we never did the fairways and rough. With the new greens and mild winters in 2001, we backed off but after this coldest winter in a long time, we will be overseeding again next year to protect the putting surfaces and to give us a growing (rather than dormant) surface to manage during the winter months."

The all-important verticutting and topdressing program at Hollybrook also follows a seasonal pattern beginning in May with a vigorous verticutting and followed every three or four weeks with light verticutting during the warm growing season. Goins uses both belt-drive and spinner-type topdressers ideally every two weeks to manage the thatch and keep the putting surfaces smooth. The spinner-type Dakota spreader can cover most greens in two passes on a light setting.

Goins has seen a lot of improvements in Hollybrook as he approaches almost a decade of service to the club. Like many superintendents he found his way to being a GCSAA Certified Golf Course Superintendent through hard work, practical on-the-job training and continuing




The Par 3 course nestles among the condominium villages and provides green space and recreation for the residents. Photo by Joel Jackson.

classroom education. After breaking into the business as a mechanic with the Wadsworth Golf Construction company on the Boca Rio project in 1983, superintendent Richard Lemmel persuaded Goins to stay on as his head mechanic.

One rainy day in Lemmel's office, Lemmel asked Goins what his goals and ambitions were in the industry and Goins answered,

"Someday I want your job!" After Lemmel understood Goins meant a career as a superintendent and not his particular job, he helped Goins get on track with turf and ornamental classes at Broward Community College and at the University of Florida Research and Education Center in Ft. Lauderdale. Goins added, "Richard told me way back then that the most frustrating



CONTROL POA PRIOR TO OVERSEEDING.

TranXit™ GTA is now labeled for control of *Poa annua* on bermuda grass putting greens.

Get excellent control of *Poa annua* without interfering with germination or development of perennial ryegrass or *Poa trivialis*. Apply TranXit I0-I4 days prior to overseeding of fairways, tees, greens or roughs.



Nothing controls *Poa annua* like



Griffin L.L.C.
1-800-237-1854
www.griffinllc.com



Do not apply TranXit™ GTA directly to bentgrass.
Always read and follow label directions. ©2003 Griffin L.L.C. TranXit is a trademark of Griffin L.L.C.



ENHANCED CALCIUM SILICATE BUILDING BETTER

28% SILICA 19% CALCIUM 5% MAGNESIUM 8% SULFER

TURF



INCREASES TURGOR PRESSURE
STRENGTHENS AND TOUGHENS PLANT FOR IMPROVED STRESS TOLERANCES



INCREASES DISEASE RESISTANCE
AUGMENTS NATURAL DEFENSES

INCREASES PHOSPHOROUS UPTAKE
EFFECTUATES GREATER ROOT MASS



EXCELLENT LIMING SOURCE
PROVIDES 75% OF THE LIMING VALUE OF DOLOMITE



CALCIUM SILICATE CORPORATION

LAKE HARBOR, FLORIDA • GENERAL INFORMATION: 863-902-0217 • SALES: 863-651-7133



Hollybrook G& TC Staff

Hollybrook Golf & Tennis Club

part of a superintendent's job will be dealing with people and he was right. At first I thought he meant dealing with the expectations of the members, but he really meant dealing with your employees as the number-one challenge. If you can master that, then the staff will help you satisfy the golfers."

Goins admits to being a perfectionist - a trait common to many superintendents, but he adds, "To be successful in this business you need to pay attention to the small details and to treat others with respect, the way you would like to be treated, and to be supportive of other superintendents."

Goins has tried to walk the talk first through his on-course work and by giving back to his profession through his service to the South Florida GCSA, the Florida GCSA and Golf Course Superintendents Association of America. He is a past president of the South Florida chapter and has served on the board and committees of the state and national associations.

Because of his leadership and service to his profession Goins and Hollybrook were selected to be the cover story of this issue. Congratulations Jim and thanks for the trip down memory lane in my old Pembroke Pines stomping grounds where I got my start in the business.

Location: Pembroke Pines

Ownership: Private

Playing policy: Members and guests only. Some charitable fundraising events approved by the board.

Number of holes: 36. 18-hole PGA Course - 6,590 yards, par 72, Course Rating 72/Slope 131. The

Par 3 Course is a short layout played with medium and short irons.

Designed by: The PGA Course opened in 1970 was designed by William F. Mitchell. The origin of the Par-3 course (1972) is uncertain.

Management: President Ron Pacella, Green Chairman Mike Levine, General Manager Jeff Roarke, Head Golf Professional Joel Hyman, Golf Course Superintendent Jim Goins, CGCS.

Major renovations/Ongoing projects: Rebuilt all greens to USGA specs in 2000-01. Also rebuilt existing tees and added two sets of forward tees for higher handicap players. Currently replacing sand in all bunkers. Also removing exotic plants and replanting with native material. Landscaping lakes with aquatic vegetation.

Total acreage under maintenance: 120 acres (PGA 105 Par 3, 15)

PGA Greens: Tifdwarf; total 2 acres, avg. size 5,650 sq. ft.; HOC, .160 - .225 depending on season and weather; overseeded with *Poa trivialis* @ 10-14 lbs. per 1000 sq. ft.; green speed goals, 7.5 - 9.0

Other Turf: Tees (4 acres), fairways (35 acres) and rough (65 acres) are Tifway 419 bermudagrass and are not overseeded. HOC tees, .5-.625 in.; fairways, .625-.75 in.; roughs, 1.25-1.5 in.

Bunkers: 47 raked 5 times per week with Toro Sand Pro and Cushman Groom Master.

Native areas: 1-acre project behind maintenance shop installing transition material from upland to marsh.

Waterways/Lakes: 13 lakes, total 25 acres. Lake management is contracted out.

Irrigation: Flowtronex VFD 1800 gpm pump station. Source: surface water from storm water retention. Rain Bird Nimbus control system. Rain Bird Eagle rotor heads on 80-foot centers. 1400 gallon fertigation tank and VFD pump. Currently no watering restrictions in the South Florida WMD.

Total staff including superintendent: 16 full time, 40 hours per week, no budgeted overtime.

Leadership: Mike Wilson, assistant superintendent; Juan Olive, head mechanic; Paul Libonati, assistant mechanic; Ken Crick, irrigation technician.

Communications: Minimum of monthly GCM staff and safety meetings; monthly Green Committee meetings; monthly club newsletter articles.

Tifton Physical Soil Testing Laboratory, Inc.

Accredited by the American Association for Laboratory Accreditation (A2LA)

Specializing in:

- Testing All Materials for USGA Golf Green Construction.
- Developing Putting Green Rootzone Mixtures that meet USGA Specifications.
- Recommending Topdressing and Bunker (Trap) Sands that meet USGA Specifications.
- Developing Sportsturf Rootzone Mixes with Optimum Physical Properties for Athletic Fields.

1412 Murray Avenue
Tifton, Georgia 31794



www.tiftonsoillab.com

T. Powell Gaines
(229) 382-7292

WHEN
QUALITY
MATTERS,
EXPERIENCE

IS THE
DIFFERENCE.

When it comes to your turf, quality matters. And at Howard Fertilizer, we handpicked the industry's top experts to enable us to provide the highest quality products and first-class service to our clients. Our team of committed experts will provide you with top quality, free-flowing specialty mixes, coupled with on-time delivery to your door.

Sevin®

Call Howard Fertilizer today at 352-429-0024 to learn how we can keep your turf strong and healthy-looking all year long. Because quality matters.

H O W A R D
fertilizer & chemical
+ company, inc.

Groveland Division, Telephone 352-429-0024
WATTS 888-668-5868
www.howardfertilizer.com

Overseeding Trends

Earning Your Stripes

This article was supposed to be about overseeding trends, but guess what? The trend has remained the same; most courses are still overseeding and the last 5-10 years of mild winters didn't really cause very many courses to back off their usual programs. Some courses with ultradwarf greens may have lowered their rates a little. The big news was the winter weather in 2002-03 and what it taught everyone.

The first lesson was that we had indeed become spoiled by mild winters and the severe cold weather this year exposed some chinks in preparation and management techniques. Maybe we all got a little lackadaisical since the mild winters hadn't stressed the bermudagrass very much in the last five years. This year was more typical of the 70s and 80s weather some of us veterans remember, and the pitfalls of establishment and transition were magnified for all to see.

Successful overseeding can be a crap shoot under any circumstances. Timing of seeding is a blind draw depending on Mother Nature, so there's no guarantee that going down early or late is the solution. Extended periods of rainy weather and the onset of cold weather early in the season can severely limit the quality of establishment just as much as an overly warm fall season. Here are some thoughts from your peers on this year's overseeding trials and tribulations.

Gainesville CC Overseeding Is a Year-Round Responsibility



"What you do to your greens all year affects your overseeding program."

- Buddy Keene, GCS

What you do to your greens all year long affects your overseeding program. We are always verticutting and topdressing our greens throughout the spring and summer. That



January 2003 Overseeding stripes at Deltona Hills G&CC. Photo by Joel Jackson

way when we apply our seed we do not need to go in and do any major verticutting or heavy topdressing. We also aerify at least three times annually. We apply our seed sometime between mid-to-late October. This gives us a two-three-week window in case the weather is not favorable on the first attempt.

The near-record cold winter of 2002-03 did not catch us by surprise because we watch and read all weather-related data available like the Weather Channel and the Farmer's Almanac. Laugh if you want but the Almanac is a pretty good resource. We communicate to our membership with a monthly newsletter about what to expect with the weather and how it affects turf conditions and aesthetics. Our members are well informed. They don't like surprises any more than we do. Our overseeding went very well the last couple of years so I do not anticipate changing a thing.

We use straight *Poa trivialis* on our greens at 10-12 pounds per 1,000 square feet. We do not go heavy because it may result in transition difficulties. We would rather be a little thin on the overseeding because it favors better transition in the spring. As far as the tees and fairways we go out at 400 pounds per acre with a three-way blend, that way we have different seed varieties in the mix for every environmental stress that we may encounter. We could go heavier on the rate, but we have Ormond bermuda-

grass fairways and a lot of shade. The Ormond does not come out of the cold very well especially if it has a lot of competition from the ryegrass.

The fertility program on our greens is all soluble with the spray rig, with maybe some granular during transition. We believe it is better to spray a little every week instead of a lot all at once. This method alleviates all of the peaks and valleys in the plant nutrition program. Obviously, we have to periodically adjust due to the weather and other stresses, but we pretty much keep it on an even keel. Our fairways and tees are handled a little differently from our greens. We use granular fertilizer blends and fertigation. We use soil and tissue tests to determine what to apply and go from there.


As for as our spray program for pre-emergence control, we use Barricade everywhere in the irrigated areas where we do not want tracked-off volunteer rye seed to germinate and this also controls a variety of weeds in our irrigated areas. We try to apply other pre-emergent applications well ahead of any forecast rain event in non-irrigated areas. For post-emergent control we use Manor, Kerb, Princep and others. Once our overseeded grasses are up and established we try to topdress once every three-four weeks or as needed.

Transition management can be difficult if the weather is not favorable. We do not spray out our overseeding. We let it check out on its own with very little encouragement from our

When was
the last time
you bought
one of
these in
Georgia?

*Now you can buy
better bermudagrass
where you buy
the best oranges.*

In Florida.



For a long time, Florida was known for oranges—but not bermudagrass. The best bermudagrass came from Georgia. But that's changed. Through a unique program, the Florida Sod Growers Cooperative and leading turfgrass developer Sod Solutions have released Celebration Bermudagrass, a turfgrass of unrivalled quality. It's beautiful, easy to handle and maintain; and it's readily available throughout our state. **Finally, there's a new bermudagrass for Florida, from Florida.**

A Unique Improvement.
From a deeper blue-green color to easier handling, Celebration **trumps** other bermudagrasses.

Certified Purity. No other turfgrass quality control program involves checks by **three** independent organizations. Celebration is inspected and certified by the Southern Seed Certification Association, the Florida Sod Growers Cooperative, and Sod Solutions.

Readily Available. With 16 licensed growers throughout Florida, you can count on ample **local** supply.

Superior Handling. Celebration's tight, dense root system means that it harvests in thinner, well blocked slabs, resulting in easier handling and a smooth, **consistent** finish when laid.

Maximizes Resources. Reduced mowing requirements and improved shade tolerance decrease maintenance and **eliminate** costly renovation.

For more information about Celebration Bermudagrass, including where to buy, photos, and best management practices, visit www.celebrationbermuda.com/floridagolf or contact Sod Solutions 843.849.1288.



Sod Solutions
We go to the ends of the Earth.

Celebration Bermudagrass is a joint release of the Florida Sod Growers Cooperative and Sod Solutions, Inc.

HOME • COMMERCIAL • SPORTS
CELEBRATION
BERMUDAGRASS™

The Celebration Bermudagrass and Sod Solutions names and logos are trademarks of Sod Solutions, Inc.



Photo 1. Old Colliers displays flags of the countries represented by staff members.

Super Tips by Darren Davis Keep Your Employees; Pay Attention to Detail

Recently I spent a few hours with my colleague Tim Hiers, golf course manager at The Old Collier Golf Club in Naples. With Tim's tenure in the profession, he has witnessed many innovations, seen countless trends in the business and is a very valuable source of information. Taking advantage of his knowledge, I challenged Tim with this question, "If you could offer only one piece of advice to a fellow Golf Course Superintendent, and he had no prior knowledge of the individual's operation or their duration in the industry, what secret to success would he offer?"

After a brief pause he responded, "Always treat people well, but even more importantly clean up your facility; a clean, organized facility will give outsiders the impression that you truly care about the investment that you are maintaining and the safety of your biggest asset, your employees."




Photo 2. World Maps with pins representing employees also show the states and countries the staff hail from.

That piece of advice is the focus of this "Super Tip".

Employee Morale

Flags from around the world, representing the employee's country of origin, hang from the ceiling (Photo 1) The flags are an employee morale technique that Tim has employed to provide staff members a connection to their homeland. Tim admits that the idea is one that he had seen at other golf course facilities and he thought it was worth replicating. While some of the employees may only be temporary residents of the United States, Tim feels as long as they are in our country and employed at Old Collier, he wants these individuals to feel that they are part of an "extended family" or the "team at Old Collier". Tim added, "It is also a way to bring home into work and create a conversation piece among employees." This was also the motivation for mounting several large scale maps on the wall of the equipment storage



Photo 3. Pegboard wall covering in the shop helps deaden sound and keep items neatly organized and stored.

area where he has labeled the "home" of each employee (Photo 2).

Pegboard

In the equipment repair area at Old Collier, peg board has been affixed to the walls (Photo 3). The first impact that the peg board had on my impression in the area was aesthetics. The area took on an organized "warehouse type" look, which is atypical of what I have seen at many other golf course facilities. The pegboard was also functional as hooks can be installed to hang and organize tools and other items. A third benefit is that the pegboard serves as a good sound absorber by buffering noise echoed from the building's metal walls and concrete floors.

Equipment Storage

In the equipment storage area, after each piece of equipment has been cleaned and put away for the night, all of the seats, beds and cowlings are raised to increase drying potential (Photo 4). Tim commented, "It is common sense that when you combine moisture and metal for an extended period of time rust becomes an issue." Ceiling fans are connected to a timer switch that turns the fans on from 6 pm to 10 pm each night to improve the drying process to protect the equipment.



Photo 4. Opening up beds and cowlings helps equipment to dry quickly and completely to help prevent corrosion.

end. This is because our bermudagrass does not come out of the cool weather very well primarily due to our nematode populations and shade. We keep the overseeding as long as possible without impeding the growth of the bermudagrass. We do lower the height of cut gradually, and brush, verti-groom and vertical mow, but we have never used any herbicides to take out our overseeding. We also do a lot of hand watering of the hot spots to prevent premature thinning before the bermudagrass is actively growing.

Buddy Keene

Southwest Florida Weather is the Wild Card in Game Of Overseeding



"It was the coldest, wettest, busiest winter with the quickest spring warm up we've ever had."

- Stuart Taylor, GCS

Transition woes this spring had Stuart Taylor

of the Riverwood GC in Port Charlotte scratching his head in disbelief. Says Taylor, "We used the same cultural practices we have used successfully the past five years and we used the same Poa trivialis (75 percent) and bentgrass (25 percent) blend that we used and liked last year."

So what was the difference?

"There was an immense difference in the weather this year. We have been averaging 10 frosts a year the last few years. This year we had 30 frosts. The winter was wetter.

We had 25 inches more rainfall than normal, and we had more traffic than ever as we experienced our busiest winter season ever with around 240 rounds a day. It didn't get much better going into spring. We had frost on April 1st and seven days later it was 85 degrees. The grass didn't know whether to come or go. It was very difficult to manage since the conditions were so atypical and changeable"

The transition frustration for Taylor was magnified by the fact that he felt like he had a great overseeding establishment. "Everything looked great in the fall. The seed went down smoothly, germinated and grew in. For nine months beginning in September, we had the best greens we've ever had, and then for 30 days beginning in May we've had the worst greens in five years. They are coming around now.

"We are on the frost line on the west coast. Thirty miles south and maybe overseeding could be optional, but we are also a development course so aesthetics are a critical issue year round for real estate sales and member satisfaction. So, overseeding is not optional. The trade-off is the members are kept informed and we brought in the USGA to also help explain transition problems."

"Some of our worst areas were on

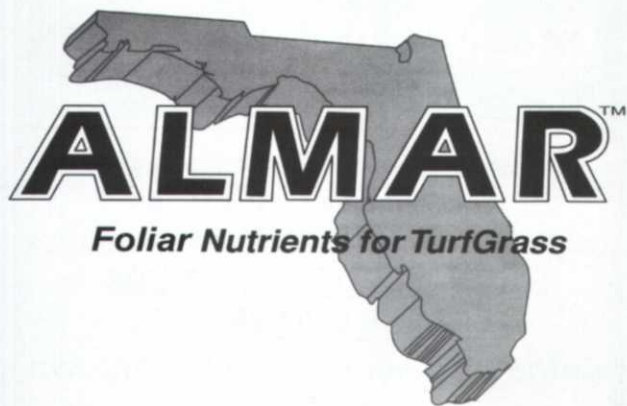
Riverwood Overseeding Practices

Preparation

- Verticut greens 3 ways.
- Verticut tees and fairways 2 ways
- Scalp roughs

Seeding Rates

- Greens 8 lbs/M Poa trivialis/bentgrass blend (75%/25%)
- Tees 400 lbs/A; Fairways 320 lbs/A; Roughs 210 lbs/A



THE POWER of Foliar Nutrition ...
Hyperspectral Turf Enhancer Program

(800) 340-3888

P. O. BOX 291370, TAMPA, FL 33687
FAX (813) 988-0329

North Georgia Turf, Inc.

"Providing Sodding and Sprigging Services to Golf Courses"

TifSport™

- Superior Cold Hardiness
- Superior Response to Close Tee and Fairway Mowing Heights
- Genetic Purity
- Mole Cricket Non-Preference



'El Toro'
Zoysia

For Fairways and Tees

1487 Blackdirt Road
Whitesburg, Georgia 30185

800-273-8608



greens that came back with the best soil tests. Some of the thin areas were problematic since they were on shady greens to begin with. Others thin spots tended to occur in hydrophobic areas. To address this we are going to aerify with 3/4" hollow tines and topdress with a sand and Profile mix for more uniform moisture control along with a program of using Cascade and other wetting agent materials."

Stuart Taylor

Central-Northeast Programs Haven't Responded to Milder Winters



*"This year reminded me of the winters of the 70s and 80s."
- Butch Singo, Harrell's, Inc.*

Butch Singo is a sales representative for the Harrell's Fertilizer Company, and his territory runs from Kissimmee to

Jacksonville. I asked Butch his take on this year's overseeding challenges.

"Overseeding programs have not changed much in my territory in response to the mild winters," he said. "As usual, some courses experienced rougher transitions than others. Most of my customers know that the weather can be unpredictable and cause havoc to playing conditions in the winter without the insurance of overseeding."

"Successful establishment was very weather dependent as usual. Those who tended to go early in the fall had better luck than those who were scheduled later and got caught when the rainy weather hit and washed a lot of seed away. Mild weather early belied the density of the overseeding and when the severe cold weather hit and the bermudagrass went dormant, people found out much or how little seed they really had established."

This year really reminded me of the winters I experienced as a superintendent in the 70s and 80s when we would typically have 20-30 frosts a year. A lot of superintendents and golfers haven't seen those kinds of winters in a long time and golfers often have short memories. Now since the second week in May, we've had high temperatures and low humidity, causing the overseeding to check

out too quickly and everyone is scrambling to push the bermudagrass to fill in as quickly as possible."

Butch Singo

West-Northwest Down Time is Nice; Preparation is Real Key To Success



"Preparation is the key to success."

- John Cunningham, GCS

John Cunningham, GCS at Black Diamond Ranch in Lecanto had the luxury of closing his course for two weeks to prepare and

overseed his courses. Black Diamond isn't the only club to recognize the importance of providing proper agronomic conditions to manage the turf, but it is rare. Some public-access courses and resorts simply can't shut down for more than a day or two, but clubs need to take a hard look at short-term convenience versus

THE HAVERLAND COMPANIES

HAVERLAND BLACKROCK CORPORATION

The innovators in Golf Course Construction We can rebuild & recontour your greens and have them back in play immediately

INSTALLATION:



TEES, GREENS, FAIRWAYS & ATHLETIC FACILITIES

CONSTRUCTION SERVICES:

USGA GREENS CONSTRUCTION
LASER GRADING, EARTHWORK,
BERMUDA SOD INSTALLATION,
SHAPING, DRAINAGE, CLAY WORK,
BUNKERWORK, ETC.

HAVERLAND TURF FARMS INC

TIFDWARF, TIFWAY, & "BABY"
BERMUDA

SSCA CERTIFIED BERMUDA GRASS GROWERS

Come visit our Farm in Indiantown
Florida

THE HOME OF

**BIG ROLL
SOD**

Slab Sod & Sprigs

9819 STATE ROAD 7 * BOYNTON BEACH FL * 33437

(561) 369-7994 FAX (561) 364-1118

KEYWORD @ BLACKROCKCORP.COM

E-MAIL: BLACKROCKCORP@AOL.COM

Hackmeadow Farms

Stay on Course with your
Landscaping requirements



**Palms
Shrubs
Trees**




**Grasses
Natives
Exotics**




**Ornamentals
Contract Growing
Wetland Restorations**

(561) 204-4848

Fax (561) 842-2196





Toro® Groundsmaster® 3500-D and Reelmaster® 3100-D: Two innovative trim mowers with the Sidewinder™ cutting system. The reels on the 3100-D and the ground-following rotary decks on the 3500-D move side to side for superior trimming.




Toro® Multi Pro® 1200 and 1250 sprayers: Featuring the innovative Spray Pro™ control system that directly links flow rate to ground speed ensuring precise application rate.



Who to better understand a perfectionist than a perfectionist.

At Toro we know when it comes to your course, no detail is too small. That's why pros like you are And keep it looking great year after year. To us, it's the perfect relationship. For more information, contact your



Toro® Workman® 1100 and 2100 vehicles: With the most capacity and power in their class, these vehicles get more done. They also feature rattle-free plastic beds for a quieter ride.



Toro® 800S Series sprinkler: Put the water just where you want it. Precision control is made possible with predictable head rotation and uniform nozzle distribution.



Toro® Greensmaster® Flex 21: The greens mower that flexes with the contour of greens to virtually eliminate scalping.

© 2002 The Toro Company

the best source for new ideas on ways to make it look great.
Toro distributor at 1-800-803-8676 or visit us at TORO.com.

TORO Count on it.

long-term success.

Cunningham reports that he had a good year and did not experience the problems some courses faced this year. He beat the rainy weather by getting the seed down in the second week of October and he had those two weeks to manage the seedlings properly so that he maximized their establishment.

Cunningham says, "I know we are fortunate to have the down time, but preparation is the key to success. We verticut the greens two ways and lowered the height of cut slightly to enhance seed-to-soil contact. After spreading the seed we dragged it in with a carpet drag and top-dressed heavily. I feel the heavier topdressing helps to trap the moisture and prevent the seed from drying out. With the closed time, we are able to properly irrigate and syringe to maximize germination without interfering with play."

"We only apply 8 pounds total of *Poa trivialis*. You can always add, but you can't subtract. It's more of an inter-seeding than overseeding. We contract out seeding of the fairways. I know for budgetary reasons many clubs do things in-house. We just feel that as part of a thorough preparation for the busy winter season, we want to maximize success

"I feel more comfortable with a contractor on a new tractor with a computerized spreader who does this every day, than one of our operators who may only do this once a year if we're lucky. At 400 pounds per acre, I don't want skips, misses and big overlaps which wastes money and seed and can cause transition misery if over applied in the shady roughs."

"I believe in the old saying, 'As you go in, so you come out', so we always try to manage the base bermudagrass first. If the bermudagrass is healthy and prepared properly it will survive and remain playable no matter what happens to the seed. We bump up our potassium levels to help with cold hardiness and we solid-tine aerify high traffic areas in January before they wear out. We don't wait for a problem to become visible, and then it's too late. We all know where these areas are on

our courses, so why wait? Stay ahead of the curve and prevent a problem before it happens."

"Transition has gone smoothly also. We haven't used any herbicides to take out the overseeding. The greens were seeded lightly enough that light verticutting, a lower height of cut and the warmer weather have taken out the *Poa trivialis* without any problems. The fairways are also transitioning smoothly with just a slight lowering of the height of cut."

John Cunningham

Southeast Too Much Seed Can Be as Harmful As Too Little



"My rule of thumb is to go with what's growing."

- Paul Crawford, CGCS

Paul Crawford, CGCS, the 23-year veteran at the Palm Beach Country Club, hasn't altered his program very much at all over the years. While some may think overseeding this far south is overkill, Crawford says winters like 2002-03 show why he still overseeds to protect the turf and maintain good playing conditions in the always-unpredictable Florida winters.

Crawford says, "Every once in awhile, when we get a string of mild winters people begin to talk about backing off their seeding programs to save a few bucks, and then winters like this come along and they provide a big reality check. People are seeing purple and brown bermudagrass for the first time in a long time. I think overseeding is a pretty cheap insurance policy to guarantee good turf in the winter.

"I subscribe to John Foy's theory of

overseeding for south Florida, and that's inter-seeding not overseeding. We apply a blend of 3 lbs of Pennlinks bentgrass and 3 lbs of *Poa trivialis* at a rate of 6 lbs per 1,000 sq. ft. to our greens. One time. No repeated dusting applications at 2 lbs/1,000 sq. ft. as some folks do. I think most transition problems are caused by too much seed and not too little. In our fairways and roughs we apply 300 lbs/acre.

"I will qualify that by saying you really should have a checklist that tells you what type of club and golfers do you have and what do they want? Some just want fast greens and to heck with the color. Other clubs may want a park with beautiful stripes. Depending on your club and your budget, you will then have to apply different techniques to produce what is desired. Grass selection is important also. Some tolerate heat more than others. It all depends on what you are looking to accomplish and when.

"My rule of thumb is to go with what's growing. If it turns out to be a mild winter, the bermuda may take over. That's fine. Just let it go. Our preparations for seeding are pretty tame. We verticut the greens lightly and do nothing to the fairways before seeding. We take two days to do the front nine and two for the back nine. We open on Friday. It seems to me that the courses having problems in transition tended to go heavy on the seed rates.

"When spring comes early as it often does in south Florida, keep in mind we are managing very immature plants. They are at best only five months old by the time transition comes along. That's when superintendents walk a fine line with hot days and still cool nights. We have to be very vigilant and syringe and hand-water as needed to avoid losing the overseeding too quickly. Once the soil temperatures are up, then it's time to favor the bermudagrass with verticutting and fertility. You can never go by the calendar with overseeding. It's all visual and a feel for what's happening.

Paul Crawford, CGCS

Dry Fertilizer
Bulk Liquid Fertilizer



GREEN-WAY

Quality Turf Products
We Specialize in Keeping you GREEN

MANGA PLEX PLUS • ULTRA - GREEN • BIO-PLEX

10008 N.W. 53rd Street • Sunrise, Florida 33351

Office: 954-741-4041
Fax: 954-741-4082



**DEAD WEEDS. HEALTHY TURF.
NO, YOU'RE NOT DREAMING.**

A number of herbicides kill clover. Trouble is, they also damage your turf. Not new Lontrel® herbicide. It gives you the best possible clover control. Gets rid of dollarweed, dandelion and thistle, too. All without harming even the most sensitive grass species like St. Augustinegrass, Bermudagrass or closely mowed bentgrass. So for better-looking turf, try Lontrel. See your Dow AgroSciences representative for more information.

Lontrel. Tough on weeds, gentle on turf.

www.dowagro.com/turf 1-800-255-3726 Always read and follow label directions. *Trademark of Dow AgroSciences LLC

Dow AgroSciences

Lontrel®

Turf and Ornamental
Herbicide

We Don't Say 'Thank You' Often Enough

By Don Benham

I received an E-mail the other day about thanking people with an E-mail. It was suggested I send a personal note to individuals acknowledging something about them I like. You know the kind of E-mail I mean. The touchy-feely ones suggesting I send the message to ten people. I never do even though most of them are just harmless pass-along-the-story type of mail.

For some reason several days after I had deleted the E-mail it was still on my mind.

Benham's Beat



My wife and I had dinner last evening with several old friends, "old" meaning I have known them for more than years.

One couple volunteers at Sarasota Memorial Hospital three days a week and has been doing this for 10 years. Thinking of the E-mail, I thanked them for contributing their time for a common good. It made me feel good for thanking them even though I have never been a patient in that hospital.

We all know somebody in our business who contributes personal time to help golf. He or she might be your local chapter secretary or treasurer or one of the other board members who spends a lot of time on chapter business. They might be in charge of securing speakers for the monthly meetings, keeping the check-book balances, producing a newsletter, or maintaining a Web site.

I was at the Suncoast Chapter meeting for the annual election at Sara Bay Country Club. There were several reports given of Chapter interest just as at every other chapter meeting going on across the state. I have been attending chapter meetings for 30 years with people volunteering their time for the benefit of the whole group. I have thanked a lot of people over those years but I also have taken for granted and not thanked many others.

At this Suncoast meeting one of the speakers was from Sarasota County and he brought along copies of the working draft of a new regulation entitled "Sarasota County Golf Course Design and Performance Standards." My first thought was that I had better send a copy of this to Joel Jackson.

Joel had sent out a memo March 22 suggesting - and I quote - "We can't emphasize

enough how beneficial it can be for your chapter to host a monthly meeting where you invite local legislators to attend and give you, the voters in their district, a legislative update. Such meetings provide you with the opportunity to discuss the regulatory issues facing golf in your district."

It should not be a gripe session but it can be an educational exchange, beneficial to both parties. This working draft turns over a lot of control and reporting to the county. I know it is being written in a positive manner but it is very far-reaching in taking control of golf courses in the county.

I asked the question, "What prompted the writing of this ordinance?" I was told that when new golf courses were being built, people were concerned about safety and possible chemical runoff into water supplies. This ordinance has a detailed section on "Existing Golf Courses."

This is exactly what Joel has been warning us about. Thank you, Joel Jackson, for all of the extra time you spend in meetings and collecting information for us. You go far beyond your job. It's time I said this thank you to you, the same as I did to the couple volunteering at the hospital. I have a lot more thank-yours to be said and I am going to make sure that I say them in the future.

"Editor's Note: You're welcome, Don, and thanks for the "atta-boy," but give credit to the Suncoast GCSA and especially the Suncoast Owners Association. Thanks to their involvement in the process it looks like the stringent "Existing Course" section may be removed after both groups had presented real world facts to the County. This is a good example of why owners need to be more united and involved in Florida's golf industry."

USGA Update BMPs Suggested for Golf Course Water Coolers

by David L. Wienecke

Golf course water coolers have been in the news after an Arizona golf course was found liable for contaminated drinking water resulting in a death. The following points outline some best management practices aimed at reducing potential potable drinking water contamination on the golf course. Additional information is available at the Cactus and Pine Golf Course Superintendent's Association Web site at www.cactusandpine.com.

Water and Ice:

Arizona golf courses now have pad-locked containers to secure water quality in any coolers placed on the golf course. To avoid the potential for contamination, ice also should be in a locked container unless it is a dispenser-type ice machine. Water and ice in the cooler must be from a public-water distribution system or approved water supply that is tested to ensure conformity with applicable regulations. Check with your county or state health department to verify that your water source meets applicable regulations for potable water.

Water Dispensers:

If using a cooler, it should be made from food-grade materials and be easily cleaned. The cooler spigot should be a gravity-flow design to minimize contamination.

The Maricopa County Environmental Services Department recommends cleaning water cooler dispensers every 24 hours.

Recommended cleaning procedures include washing with a detergent, rinsing with clean potable water, followed by an approved sanitizer such as chlorine bleach immersed for at least one minute.

Contact your health department for recommended bleach dilution rates for sanitizing.

The sink used for cleaning ideally must be large enough to allow complete immersion of the cooler. If this is not possible, a cleaning and sanitizing in-place procedure has been approved by on-site inspectors.

The dispenser nozzle also must be cleaned prior to filling containers.

Cleaning procedure recommendations also include air drying of the container. Containers should never be in contact with the floor.

Arizona golf courses are being inspected by the environmental services or health departments to ensure proper cleaning and sanitizing is being done for water cooler dispensers.

Some Arizona golf courses have chosen to stop using water coolers and have installed refrigerated drinking fountains equipped with single-service paper cups. If this is done, make certain a licensed plumber installs the machine to ensure compliance with all appropriate plumbing codes. Compliance with all applicable vending machine regulations also is required. Machines installed must be National Sanitation Foundation Underwriters Laboratory and National Automatic Merchandising Association approved. These approvals (i.e. "NAMA Listed" service mark) are found in the upper left hand corner on the front of the machine. In addition, machines in compliance with these standards will have a letter of compliance listing the manufacture, model, and date of certification that the vendor should be able to show the purchaser.

The machine must be protected from contact with irrigation system sprinkler water.

The golf course is required to sample the water dispensed from this machine at least once every 12 months to detect coliform bacteria.

An approved laboratory is required to do this analysis. Records of these testing results must be kept for a minimum of 2 years.

Another option being used in lieu of the standard ice-filled coolers is bottled water. If this option is used, a sign with the same language found on the bottled water label is recommended to warn against drinking from bottles where the safety seal has been broken. If ice is provided it should be in a locked container to avoid potential contamination.

Dispenser Filling:

- The water cooler must be filled in a room with a ceiling and floors that are smooth, dry, and easily cleanable. (The golf course restaurant kitchen makes a great location for dispenser filling and cleaning.)
- The water cooler should not be placed on the floor when filling.
- The filling area must be free of insects, chemicals, or other potential contaminants of the water or dispenser.
- Hoses used to fill containers should be for potable water use only. Garden hoses are not acceptable for filling these containers.
- Plumbing codes, including cross connection protections, should be maintained at all times.
- Air gaps provide excellent cross connection protection during filling and cleaning.
- Ice used for the cooler should never come in contact with humans.
- Disposable food-grade gloves should be used by the person filling the cooler.
- Use a food-grade ice scoop for filling containers.
- The water used to make the ice must meet all applicable health requirements for potable water.
- The ice-making machine also should meet all applicable health requirements for human consumption.
- Water should not be stored in coolers overnight.
- Coolers should be filled each day with fresh water in clean, dry containers.
- Containers should have a food-grade, approved lid that allows a complete seal following filling.

Dispenser Location:

- Dispensers should be a minimum of three feet off the ground in a locked container. Dispensers should never be in contact with irrigation or other non-potable water. Dispensers should be removed each evening if the golf course will be irrigated with reclaimed or effluent water.
- Single-service cups must be provided and protected at the dispenser.

Personal Hygiene:

- Employees must wash their hands prior to filling containers.
- Persons involved in handling, filling, and cleaning these water dispensers should follow the health department food handler protocol used in restaurants.
- While these details may be imposing, the result of not protecting yourself could be sickness of persons drinking contaminated water.

GCSAA Update GCSAA Chapter Executives Meet in Lawrence

By Joel Jackson, CGCS

Every two years GCSAA-affiliated chapter executives and leading chapter officers hold a two-day conference to network and discuss ways GCSAA can better serve the chapters and how individual chapters can operate more effectively. This year Marie Roberts, FGCSA association manager, Samantha Kriesch, Calusa GCSA executive secretary and Kyle Sweet, EGCSA vice president attended from Florida. There were 48 representatives from the 103 affiliated GCSAA chapters. We met April 29-30. First-time attendees could attend an optional orientation session on the afternoon of the 28th.

Goals and Objectives

The goals of the conference were to:

1. Identify resources to help us more effectively manage our affiliated chapters.
2. Establish and/or strengthen professional relationships with other affiliated chapter executives and volunteers through networking and sharing ideas, challenges and innovative solutions.
3. Participate in small group discussions on a variety of topics to help our chapters grow in the scope and quality of services and programs it delivers to members.
4. Discuss today's issues and tomorrow's challenges in meeting the ever-changing needs of golf course superintendents.
5. Return home with a renewed energy and perspective on how to best serve our chapter's members.

The first morning we were updated on all the GCSAA departments and services available to members, including Career Development, Chapter Services, Conference Events and Meeting Planning, Education, Corporate Marketing & Sales, The Environmental Institute for Golf, Government Relations, Human Resources, Membership, Information Technology (Web site improvements and online services), Publications, and Research.

After the morning break we broke into small groups and tackled topics like chapter fundraising activities, alternative revenue sources besides dues, soliciting chapter event sponsorships, and chapter foundations.

In the afternoon Open-discussion session, the topics were ways to enhance the government relations program, how to grow the membership, chapter media/public relations programs, and legal issues including discussions on ethics-violation incidents, bylaws compliance, and chapter liability insurance.

Steve Mona also updated the group

2003 Plants of the Year Part 3

In an ongoing effort to promote the production, sale and use of superior Florida-grown plants, the Florida Nurserymen & Growers Association has announced 2003 selections of the Florida Plants of the Year. This program was launched to promote under-utilized, but proven Florida plant material. These proven ornamentals are selected on an annual basis by a group of growers, horticulturists, retailers, landscape professionals and University of Florida faculty.

For a plant to be considered a Plant of the Year, set criteria must be met. Selected plants have good pest resistance, require reasonable care and are fairly easy to propagate and grow. The award-winning plants must also exhibit some superior quality, improved performance or unique characteristic that set them apart from others in their respective classes. Here are two more 2003 selections for your consideration:

Stokes' Aster

Botanical Name: *Stokesia laevis*

Hardiness: Zones 6-9



Stephen Pategas-Hortus Oasis

Mature Height and Spread:

Foliage 8-12 in. tall x 14-18 in. wide. Flower stalk may reach 16-24 ft. tall

Classification: Herbaceous perennial

Landscape Use: Mixed border plantings or massed near front of perennial beds in full sun or light shade. A butterfly attractor.

Characteristics: Originally a native plant, but now offered in selected forms, it tolerates a wide range of soil conditions throughout the state. This perennial defoliates in extreme cold, but is evergreen in temperatures above 24 degrees. Flowers are 2-4 in. in diameter, ranging in color from deep blue to lavender to white.

Yesterday-today-and-tomorrow

Botanical Name: *Brunfelsia grandiflora*

Hardiness: Zones 8-10

Mature Height and Spread:

5-8 ft. tall and wide

Classification:

Flowering shrub

Landscape Use:

Specimen plant or color accent

Characteristics:

One of several species all bearing masses of large flat flowers that open purplish-blue and fade to light blue then white. All three colors are noticeable on the plant at the same time. This evergreen shrub has somewhat glossy leaves and continual summer flowering.



Yesterday-today-and-tomorrow. Photo: Derek Burch



Samantha Kriesch, Calusa GCSA executive secretary, and Kyle Sweet, Everglades GCSA vice president, pose next to the Old Tom statue at the GCSAA Headquarters in Lawrence, KS. Photo by Joel Jackson.

on the state of the association. He also shared a list of "Ten Truisms" for association staffers to keep in mind. These tips have been gleaned from his years of association service, and were a good reminders to help staff members to keep the proper perspective when dealing with changing boards.

Accounting, financial management and tax issues were also covered in the afternoon, with emphasis on taxable, unrelated business income and how lobbying (since we are getting more pro-active) affects our non- and not-for-profit tax status.

A chapter-executives survey that covered all facets of working conditions, salaries and benefits much like the superintendent and course-maintenance surveys we conduct biannually. As you might expect, the responses were all over the map from independent, part-time outside contract situations to paid staff like Marie and me, to executive directors with offices and staffs.

The update on the PDI implementation was of much interest, since these are the folks who will be doing a large share of the record keeping and reporting. And I imagine they will also get heavily involved in making sure monthly-meeting education programs are submitted for GCSAA approval for Class A education points.

Another topic was how to improve working relationships with state golf associations. This is a relatively untapped sleeping giant of public opinion and research funding. The time is rapidly approaching when golf course superintendent associations will be holding regular state and regional golf "summits" with state golf associations (the players); club managers association, golf course owners association and turfgrass associations to help defend and promote the business and game of golf.

Superintendents See Internet As Important: Survey

Most superintendents read news and obtain product and technical information online; see Internet impact as moderate to high

A recent survey by Bayer Environmental Science of superintendents at the Golf Course Superintendents Association of America International Conference and Show in Atlanta, indicated that more than 90 percent of respondents believe the Internet and related online services have a moderate to high impact

on the golf course industry. However, most use the Internet to read news and obtain product and technical information, not yet to purchase products, the survey indicated.

Only one individual claimed to "never" use the Internet. The rest of those surveyed indicated they use the Internet mainly to:

- Research product/technical information (62%)
- Read news (37%)
- Review job openings (31%)
- Make purchases, general and work-related (21%)
- Get event updates (21%)
- Just curious (17%)
- Correspond through forums (3%)
- Don't use it (1%)

Online Purchasing

Though only 36 percent of respondents purchase work-related products online (and those purchases total an average of 10 percent of monthly purchases), 71 percent said they would purchase products online in the future. They cite close relationships with local distributors/salespeople and unfamiliarity with Internet purchasing as why they haven't yet purchased online. The remaining 29 percent indicated they would not purchase online in the future or that they live outside the country or have other reasons why they cannot process online payments.

When asked what online functions they would like to use but are not available to them or not invented yet, answers ranged from golf-specific weather information to thorough MSDS/chemical information to forums or chat rooms about golf course management.

The survey was conducted at the GCSAA Internet Cafe on the show floor. One hundred superintendents were surveyed. The average age of respondents was 37, with 92 percent working within the continental U.S., and eight percent working overseas.



Computers have graduated from irrigation controller to information source.

Products That Work, from People Who Care is a trademark of Valent U.S.A. Corporation. Orthene is a registered trademark of Valent Investments, Inc. Orthene 97 patent 6,013,272 ©2002 Valent U.S.A. Corporation. 2002 OTTOT AD AM/KL 2-02

Walks the course every morning.

Mole cricket mercenary.

Happy hour with the crew on Fridays.

True to the game.



Products That Work, From People Who Care™

800-89-VALENT | www.valentpro.com | Read and follow label instructions before use.

True to



Are You Ready for

OSHA



By Bruce R. Williams

In my travels across the country I am seeing more and more emphasis placed on safety in the workplace. This can cover many issues, but I would like to concentrate on OSHA, which is the Occupational and Safety Health Administration. Many superintendents are unfamiliar with the laws and unfortunately are also not in compliance. This can lead to significant fines and possible business closure. It is a serious matter.

OSHA has a web site that you can refer to for more information: www.osha.gov and they can answer many questions that you might have. You may also want to consider utilizing a free consultation program called the Voluntary Protection Program. The VPP will allow you to have a representative of OSHA tour any portion (or all) of your facility and inform you what changes are required for compliance with OSHA standards. No fines will be assessed for noncompliance. However, there is a potential catch - you must mitigate any items within the specified timeframe given by the inspector. If you do not, it is possible that you will be turned in to OSHA and then be subject to fines.

Ever wonder what your chances are of receiving a visit from OSHA? The likelihood that OSHA will visit you is based on the following inspection priorities:

1. Imminent danger
2. Catastrophes, fatalities and accidents
3. Employee complaints
4. Programmed inspections and follow-up

Be aware that you are required to call the local OSHA office within eight hours if you have an employee fatality or an incident that requires hospitalization of three or more employees.

When OSHA Arrives

If OSHA visits your operation, their first request will be to view your OSHA 200 log and, as

of February, they now will request the OSHA 300, 300A and 301 logs. (The OSHA 200 and 300 logs are a compilation of your injuries and illnesses that have occurred throughout the year). The OSHA 300A form, with the prior year's information, is to be posted annually between Feb. 1 and April 30 on the staff bulletin board.

Health and Safety Policies

The next request will be to review all your health and safety policies, and also your training records. Below is a list of required policies:

- Blood Born Pathogen Policy
- Emergency Action Plan
- Hazard Communication Standard with MSDS training module
- Hearing Conservation Standard (if required)
- Lockout/Tagout Standard
- Permit Required Confined Space Policy (if required)
- Personal Protective Equipment Revised Respiratory Standard
- Fire Extinguisher Training

OSHA Standard 29 CFR 1910.157 covers training and education for employees on handling fire extinguishers. "Where the employer has provided portable fire extinguishers for employee use in the workplace, the employer shall also provide an education program to familiarize employees with the general principles of fire-extinguisher use and the hazards involved with the incipient stage of firefighting. The employer shall provide the education required in the preceding sentence upon initial employment and at least annually thereafter."

Site Tour

Common violations that are noticed in areas that golf course superintendents have responsibility are:

- CO2 tanks are not chained to the wall
- High voltage signage missing in mechanical areas or on buildings

- Eyewash/shower stations lacking or inoperable.
- Overloading electrical outlets
- Doorways cluttered with boxes or equipment.
- Fire extinguishers out of date or lacking tags.
- First Aid kits are not stocked
- Hazardous chemicals in close proximity to one another (oxidizers, flammables and corrosives)
- Proper personal protective equipment not available for staff (or the staff is not trained to use it)
- MSDS books do not have a table of contents.
- Employees observed are not using personal protective equipment (eyewear, earplugs, respirators, apparel)
- National Fire Protection Association regulatory four-color signage missing for gas, pesticide and other storage areas
- Storage of flammables in approved metal flame-proof cabinets
- Outdoor lighting/wiring missing protective covers and/or ground fault circuit interrupter needed
- Work areas may require yellow tape to designate walkways
- Missing machine guards on grinders and other equipment

Develop an Action Plan

Every golf operation should develop an action plan to analyze their current situation. A list of corrective measures can be developed with a time frame to implement those changes required. A budget will need to be established so that improvements can be implemented on a priority basis.

Try to do most of these improvements internally. When you think you have all the bases covered, then participate in the Voluntary Protection Program of OSHA. Keep your owners, GM, or green chairman informed of the laws and regulations. Document your communication so that you can later reference your recommendations.

*Credit: Peaks and Prairies GCSA,
The Perfect Lie, May 2003*

Editor's Note: In today's litigious society, a superintendent may well find himself as a co-respondent with the club in a lawsuit resulting in employee injury if proper safety precautions have not been taken or enforced. As Williams says, "Document all communications..." to show you are trying to abide by the law at all times.

Smooth—PowerSM

Soil Reliever Technology

(800) 340-3888

www.aerificationplus.com

AERIFICATION PLUS, INC.
TURFGRASS AERIFICATION AND ROOT ZONE MANAGEMENT

Golf Course Wash Pads: Simpler Than You Think

By Mike Saffel

This past season we completed a major renovation of our maintenance facility area. We built an office building, added a fuel station, expanded our shop, and constructed a wash pad. At first I was sure that the wash pad would be a most difficult and complicated, environmental nightmare. It was not.

This is not too surprising when you read all the articles and see high-tech recycling equipment on the market today. I wondered if we would have to add staff just to maintain the wash pad and equipment. When Derek Lowe and I talked to the wash-pad and recycling vendors, we were concerned with how to handle final waste product, the time and training involved in maintaining the system, the material costs, trying to out-guess the moving target of government regulation, and the high cost of purchase and installation.

As we did not come up with sound answers on our own to these questions, we sought an independent source of information. Greg Lyman, turfgrass environmental specialist, Michigan State University proved to be that rare person who can answer your questions and guide you through the process. We knew from experience that Michigan has strict environmental requirements, so it seemed logical to start there and adapt their specifications.

Michigan requires a leach field much like a septic system. The wash pad is sloped to the drain grate, and then piped to a leach field where the water percolates through the soil and removes the bulk of the unwanted material.

The problem these people encountered was that the leach fields quickly filled with grass clippings.

Undaunted, ever-resourceful superintendents modified the leach field. They first laid down a pad of pea gravel or other porous material and then laid the pipe on the surface of the porous material, covered the pipe with a geotextile material and more pea gravel (to cover the pipe and hold the geotextile in place.) This allowed them to simply pull the covering back to access the pipes.

Two methods of cleaning the pipe were employed. High-pressure water from the irrigation system was used to clear the pipes. Another method was to route the piping of the drain field to a 12-inch pipe and use a five-gallon bucket as a cleaning tool. According to our information, the large pipe had to be cleaned only a few times a season. This allows for much easier collection of the clippings that can then be spread on the property with a rotary-type topdresser or added to a compost pile.

Greg sent us a complete set of instructions and designs that were presented to the

Wyoming Department of Environmental Quality.

They were approved with no changes. The result was no expensive equipment, little extra labor, no bug-farming training, and no trying to guess what the environmental departments of our states settle on for regulations.

It was interesting to note that, with all of the negative press the regulating agencies get, we found that they were more willing to work and adjust to different ideas if they are based on sound science, and if examples were provided to them for comparison. It was important to realize that the regulators struggled with many of the same questions that challenged us. If approached from a problem-solving point of view with some options and plans, we found our chance of smooth approval was high.

If you would like the complete file I received from Greg Lyman, let me know and I will get it to you. Keep it simple and good luck.

Credit: *Peaks and Prairies GCSA, The Perfect Lie, May 2003*

Cautionary Note for Florida

For Florida guidelines see:

- the May 1998, "Best Management Practices for Agrichemical Handling and Farm Equipment Maintenance" by the Florida Dept of Agriculture and Consumer Services and the Florida Dept of Environmental Protection;
- "Building Plans and Management Practices for a Permanently-Sited Agricultural Mixing/Loading Facility in Florida." SM-58, 1997, IFAS Publications Office, UF/IFAS, PO Box 1100011, Gainesville, FL 32611, Phone (352) 392-1764;
- "Minimum Construction and Operation Standards for Chemical Mixing Centers used for Pesticide Mixing and Loading." FDEP, Nonpoint Source Management Section, MS-3570, 2600 Blairstone Rd., Tallahassee, FL 32399-2400. Phone 850-921-9472.

While this Wyoming solution to washpads may not reflect Florida regulations, it does offer several valuable lessons:

- (1) Non-point source pollution and Total Maximum Daily Load regulations are coming across the entire country - so be prepared to clean up your act if you don't have a compliant mix/load/wash pad area;
- (2) You can be proactive and cooperative or you can comply under threat of fines and lawsuits. If your facility is not addressing this problem and is not operating on an impervious surface to collect and/or recycle rinsate from mixing or washing operations you are only delaying the inevitable and may be headed for an expensive hazardous waste clean-up citation.

Tom Burrows, Consulting
Agronomist/Turfgrass Specialist
Independent Consulting using
"Brookside Laboratory"

Greens Reconstruction

- ♦ Soil Physical Analysis
- ♦ USGA Approved Testing
- ♦ Analytical Service
- ♦ Recommendations
- ♦ Specifications for Contractor Bidding

Soil Testing

- ♦ Greens, Tees, Fairways
- ♦ Analytical Report and Soil Fertility Recommendations

Water Testing

- ♦ Report & Recommendations

In the business 40 years

Jensen Beach, Florida

772-692-1221

cell: 772-215-1819

Laserturf.
Setting the Standard

Laser Controlled Leveling
and Topdressing For:

**Golf Tees
Sports Fields
Tennis & Croquet
Courts**

• **Dale Witting**
Main Office

• **Ron Butler**
Central Florida

• **Tom Mackanos**
Northeast Coast

772-225-3771

1535 NE Darlich Ave.
Jensen Beach, FL 34957

Stewardship Notes

FIFTY in FIVE

By Shelly Foy

Audubon International's "Fifty in Five" campaign was designed to get 50 percent of all golf courses in the U.S. to become members of the Audubon Cooperative Sanctuary Program for golf courses within the next five years.

Let's see, if there are more than 17,000 golf courses in the U.S., and only 2108 are currently enrolled in the program - or only 13 percent - it leads to the question, "Can this be done?" Absolutely! However, it will take work from a lot of people to make it happen.

Back in February at the GCSAA Conference & Show in Atlanta, Cateechee Golf Club in Hartwell, Ga. hosted AI's first International Environmental Leadership Summit. Cateechee is an Audubon Signature course designed by Mike Young, a long-time Georgia friend.

This summit was designed to put together a Golf Advisory Council of influential members of the golf industry. According to Kevin Fletcher, AI's director of programs and administration, "The Golf Advisory Council's job is to lend industry support for AI's environmental education and outreach efforts, while opening new doors and creating new ways of making environmental stewardship the norm in the golf industry". There are currently more than 35 members of the Golf Advisory Council and they include golf course superintendents, architects, owners, manufacturers, distributors, golf media, association representatives and educators.

One goal identified so far is to document the business value of ACSP affiliation. Does it save you money, and how? Another goal is to explore the possibility of creating business incentives. For instance, is it possible to receive supplier



Joining the ACSP program provides a simple plan for documenting and getting recognition for the environmentally friendly things courses are already doing. Photo by Joel Jackson.

discounts for ACSP members and would it be possible to get reduced insurance rates?

The "Fifty in Five" campaign is ambitious, with very high goals. However, it is pretty much a given that without something to strive for, no one would ever get anywhere.

A year ago, the Delaware State Golf Association was the first to decide to step up to the plate. They met with the Delaware GCSA and agreed to fund membership of all of the Delaware golf courses into the ACSP. Granted, there are only 30-plus golf courses in the state, but they did it. Curt

Riley, executive director of the DSGA said, "There is no better way for golfers in the state to keep up-to-date with the latest programs to protect and enhance wildlife and the environment. We are willing to continue this funding each year and hope that other states join us."

Okay, so Florida has more than 1300 golf courses, which is significantly more than 30, but when has that ever stopped our Florida golf industry when it comes to taking the lead?

Joel Jackson recently took the time to break down the Florida ACSP membership by FGCSA chapters. Joel presented this information at the FGCSA board meeting in May and asked everyone to take the information back to their chapters and encourage all non-ACSP chapter members to join the program.

So, just how easy would it be for the FGCSA to participate in the "Fifty in Five" Campaign? Let's take a look.

When you break a big project into smaller pieces, it doesn't seem as hard any more. If each chapter recruited only a few ACSP members a year over the next four years, the FGCSA will have successfully accomplished the "Fifty in Five" goals.

Ideas To Increase Chapter Participation In The Acsp

1. Write a letter to all non-ACSP chapter members encouraging them to join the program. The information Joel provided at the board meeting lists every ACSP member by chapter.

FGCSA Participation in ACSP

Chapter	# Members	# ACSP Members	Percentage ACSP	Needed for 50%	Add Per Year
Everglades	63	48	76%	15 for 100%	4
West Coast	52	21	40%	5 new members	1-2
Central Florida	101	37	37%	14 new members	3-4
Calusa	44	16	36%	6 new members	2
Seven Rivers	37	13	36%	6 new members	2-3
Treasure Coast	78	28	36%	11 new members	3-4
Suncoast	59	17	29%	13 new members	3-4
North Florida	62	15	20%	16 new members	4
Coastal Plains	10	2	20%	3 new members	1-2
South Florida	81	16	20%	25 new members	6-7
Palm Beach	119	20	17%	40 new members	10
Ridge	39	6	15%	14 new members	3-4

EDITOR'S NOTE: Numbers are best approximations based on Class A & B member names. Lifetime and Class C names were omitted during member counts per chapter. There may be some duplication or incorrect listing depending on dual chapter membership, or names on ACSP list but not in FGCSA Directory. This gives an overall snap shot plus or minus a few percentage points.

TIFSPORT

12 Reasons Why It's the New Certified Bermudagrass Standard For Golf Course Fairways, Roughs and Tees

If you're involved with the installation or day-to-day care and maintenance of golf course fairways, tees, roughs and practice ranges, you'll really appreciate how certified TifSport compares to Tifway and the other popular bermudagrass varieties in use today. Be sure to ask for TifSport by name. It makes a dense, luxurious dark green turf.

Closer Mowing Heights

After three-times-per-week mowings at 1/4", research conducted in Tifton GA shows that TifSport can tolerate closer mowing heights than Tifway and Midiron. Sod density was excellent.

Upright Leaf Blade Orientation

TifSport's leaf blade orientation and stiffness is being touted by many golf course superintendents. They feel TifSport gives a better ball lie in cut fairways and roughs.

Impressive Leaf Texture

TifSport has a similar leaf texture to Tifway, and a finer leaf texture than most other grasses used on fairways and tees. This also helps promote good footing on athletic fields.

Superior Turf Density

TifSport has a greater density than Tifway-about a 1 point difference on a 10 point scale. And it's about 3 points better than common bermudagrass.

Good Lateral Growth

TifSport is more aggressive than genetically pure Tifway, especially during the cool weather months. This may account for TifSport's rapid grow-in and repair time.

Superior Sod Strength

TifSport has superior sod strength. This translates into improved playing conditions and resistance to divot injury in football, golf and baseball.

Excellent Traffic Tolerance

TifSport's density, sod strength and good lateral growth rate give it a high ranking for traffic tolerance. Athletic field managers and golf course superintendents are reporting outstanding re-growth from normal wear and tear.

Dark Green Color

TifSport has a dark emerald green color versus the somewhat lighter green of Tifway and Quickstand.

Drought Tough

TifSport developer Wayne Hanna has data from a 2-year study showing that TifSport has good drought tolerance. It not only stays green longer but it also recovers faster.

Cold Tolerant

TifSport has expanded the northern limits for warm season bermudagrasses, and has remained very consistent over multiple winters in Oklahoma.

Varietal Purity

In many cases common bermuda is being sold as Tifway 419, but TifSport's on-going purity is carefully controlled by a rigorous set of rules and guidelines.

Vigorous Root System

This inside view of a typical TifSport plug shows TifSport's impressive root system, stolons and rhizomes.



To Order Your Certified TifSport Bermudagrass Sod or Sprigs, Contact One of These Licensed TifSport Growers

Pike Creek Turf, Inc. Adel GA 800 232-7453 **Super Sod** Fort Valley GA 800 535-1320
South Florida Grassing Hobe Sound FL 772 546-4191 **Super Sod** Orangeburg SC 800 255-0928
North Georgia Turf, Inc. Whitesburg GA 800 273-8608

2. Appoint one of your board members, or members, to give an ACSP membership update at each chapter meeting.
 3. Have the ACSP for Golf Courses as one of your monthly chapter educational programs. Speaker ideas:
 4. USGA Staff - John or Shelly Foy, Todd Lowe
 5. AI Staff - just give them a call (518) 767-9051
 6. AI's Florida Stewards (see list on sidebar)
 7. Consider incentives for new ACSP members, for example offer a reduction in chapter dues for one year, etc.
 8. Promote existing and new members in your chapter newsletter and at monthly meetings.
 9. Encourage ACSP members to write articles about their environmental programs and projects in your newsletter, or invite them to make five-minute presentations at monthly meetings. A side benefit is the more involved and comfortable your members feel about writing or making presentations at meetings, the more likely they are to become involved in other things.
 10. Put articles in your newsletter about the ACSP. But don't reinvent the wheel! AI and the USGA have information on their websites that you can copy into your newsletters. USE THEM!
www.audubonintl.org and www.usga.org
 11. Free Meeting or Event registration: Join the ACSP and come to the next golf outing for free, etc.
- Bottom Line: Be Creative!

Taking the Plunge

After 11 years of working with this program, I will tell you that you have three steps that you need to take to really get started.

1. Join the Program. This is the easiest step. Call me at 772-546-2620 or e-mail me at sfoy@usga.org and I will mail you a membership application. You can also join on-line at www.audubonintl.org/store/memberships.acsp

2. Gain Support from golfers, members, club officials. Here again, don't try to re-invent the wheel. There is a ton of information on AI's Web site that you can download and use for your club newsletters, etc. Please note the sample memo from

SAMPLE MEMO

To: All staff
 From: Project Manager
 RE: Participation in the Audubon Cooperative Sanctuary Program for Golf Courses

We have recently decided to get involved in an exciting environmental improvement program for our golf course. The Audubon Cooperative Sanctuary Program (ACSP) provides information, guidance, and support to help golf courses conduct proactive environmental projects that benefit people and the environment. We have many sound environmental practices in place already and this program will help us expand upon these and gain recognition for our efforts.

The program addresses five key environmental areas: Wildlife and Habitat Management, Chemical Use Safety and Reduction, Water Conservation, Water Quality Management, and Outreach & Education. Our first step is Environmental Planning. During the next month, we'll be filling out a Site Assessment and Environmental Plan to tell Audubon International staff about our organization and the types of projects we want to pursue. They will then have a better sense of who we are and what our goals are.

Once we have implemented a variety of projects in each environmental component, we can apply to become a Certified Audubon Cooperative Sanctuary. This exemplary distinction is a national recognition of environmental excellence bestowed on organizations that are taking a leadership role in conservation projects. We believe we can achieve certification within the next year - but we need everyone's involvement to achieve success!

As we begin this program and start the planning process, we welcome your input. We will be hosting a short information meeting on (Date/Time) for all interested employees, members. If you have ideas to share or just want to hear more about the program, please come!

Environmental quality is important to our golf course. We hope you'll support this effort every step of the way.

Common Myths About ACSP

There are a number of "myths" and misconceptions about the Audubon Cooperative Sanctuary Program (ACSP). Here is a short list of these common myths along with the correct information in response to each of these them.

Myth #1: Being in the ACSP is too difficult, and it's too tough to get certified.

It is not difficult, and you may already be taking actions that can lead to certification. Often, members look at the entire certification process instead of simply taking it one step at a time. Focus on fulfilling the Site Assessment and Environmental Plan. When a member gets through that first step, rather than worrying about all of the steps at once, they will be more likely to become invested in the program.

Myth #2: Our course won't be able to join or work towards certification; we don't have the staff, money, or time.

Any existing golf course can join and work towards earning the Certified Audubon Cooperative Sanctuary designation. A course doesn't have to have lots of acreage or habitat to get certified; it just has to practice and document good environmental management, and we're here to help. Likewise, ACSP certified golf courses range from small nine-hole facilities and lower-budget public courses to country clubs, high-end resorts, and PGA facilities.

Myth #3: We're not ready to go the distance (i.e. the certification material must be sent in all at once and be perfect in order to get certified).

The ACSP is not like a test and your certification request is not like a paper handed in to be graded. Instead, we work with you to find ways to meet certification guidelines based on the unique strengths and weaknesses of your site. We're here to help, not create roadblocks.

Myth #4: Due to our golf course policy, there is no way we could ever have children tour our golf course/ put up nest boxes/naturalize all our shorelines, etc., so we cannot get certified.

Out of all the Standard Management Practices that Audubon International would like to see on every certified golf course, we know that some may not be applicable to a given situation, especially in the Outreach and Education category. That is why the ACSP is a flexible program. If there are any questions about suggested or required projects, please contact us.

Continued on opposite page

AI's "Guide to Environmental Stewardship" on the Golf Course that you can use for your newsletter or club mailing. AI also has PowerPoint presentations you can use, all you have to do is ask. Call an AI Florida Steward (listed above) or USGA staff member to make a presentation to your membership or to your Green Committee.

3. Take the First Step toward certification. After joining the program, everyone starts with step one: Site Assessment and Environmental Plan. Taking it right from the Certification Handbook: "The Site Assessment and Environmental Plan are

resources and current conservation practices and develop a plan of action to guide your stewardship efforts. After you complete this step, we will also get to know your course and be able to work more closely with you to implement conservation projects on your golf course."

Part 1: Site Assessment

This form is designed to tell us about your golf course property and its significant resources. By filling out information regarding turf, natural areas, gardens and water features, you will

golf course landscape.

Typical questions:

- Number of holes
- Number of members
- Number of rounds/yr
- Number of golf maintenance staff
- Length of golf season
- Estimates of number of acres of turf surfaces, gardens, ponds and lakes

People, there are some fill-in-the-blanks and a lot of check boxes. Believe it or not, it is okay to estimate or maybe even leave it blank. AI is just

Common Myths About ACSP

Myth #5: There is no way we will ever be able to afford a new irrigation system; a \$40,000 recycling equipment wash pad; have an aerial photograph taken of the course, etc, so we cannot get certified.

These are a few of the many projects that we have heard people tell us they need to complete to get certified. This is simply not true. Once again, if there are any questions about suggested or required projects, please contact Audubon International. We can also send you a list of the Standard Management Practices that we prefer to see on every golf course.

Myth #6: An environmentally managed golf course is a brown golf course.

We understand that in order to have a playable course, chemicals will be used. We do not require that you stop these practices outright. Rather, we look to help you manage a playable course with as little chemical input as possible. Working on certification in the ACSP can help you reduce the amount of chemicals needed (which can save you money), and reduce the adverse environmental impact from their use and application (i.e., runoff and water quality). Likewise, 54 members of the ACSP and the Audubon Signature Program were ranked among America's 100 Greatest Golf Courses by *Golf Digest* in 2002. The list's top ten included six ACSP participants, two of which are certified.

Myth #7: I already have too much to do.

Joining the ACSP and working on certification through onsite projects can be a rewarding experience. Our most recent Managed Lands Survey confirmed this fact with 99 percent of golf superintendents responding that job satisfaction had improved (49 percent) or at least been maintained (49 percent) since joining the ACSP. (You can get PDI Class A and CGCS CEUs from GCSAA for completing these projects as well)

Continued on following page

Bring Forth the Wonder

Blades of grass.

Green, inviting.

A wonder.

For Your Product Needs Contact:

Floratine Products Group

3592 Landmark Trail

Palm Harbor, Florida 34684

(phone) 727-785-1731 • (fax) 727-786-8987

*You know the wonder,
you are its custodians,
the keepers of the green.*

*Like you, nature's stewards,
we are invested...dedicated
... committed.*

Wonder deserves nothing less.


Floratine

*Measuring our success by the
turfgrass quality of each of our clients*



Part 2: Environmental Plan

This form will help you evaluate your current environmental management practices and determine appropriate conservation projects for your golf course. It includes goals, objectives, and environmental practices that safeguard and enhance the quality of the environment."

It is simply check-off boxes! Read each item and check: Yes, Partial, No, or Planned Projects.

Under "Planned Projects," all you have to do is list a proposed start and completion date if you are currently working on or plan to work on the listed project.

Let me "let you in" on a little secret here about the goals and objectives of the Environmental Plan. You are already doing the majority of these things and have been for years - it is the nature of your job. The things you will check "No" to are the things you really should be doing. The Environmental Plan is as much for you as it is for AI staff. It won't take a rocket scientist to immediately see your strengths and

The Audubon Steward Network - Florida

Shelly Foy, USGA Green Section, 772-546-2620, sfoy@usga.org

Bob Karnes, superintendent, Osprey Ridge Golf Course, 407-824-2886, robert.karnes@disney.com

Charles Buddy Keene, superintendent, Gainesville Golf & CC, 352-376-8174, ckeeneII@aol.com

Jeff Klontz, superintendent, Country Club of Florida, 561-732-8317, suptklontz@aol.com

Todd Lowe, USGA agronomist, 941-828-2625, tlowe@usga.org

Donald Merritt, principal, Jensen Beach Elementary School, 772-219-1555, meritd@martin.k12.fl.us

Lynne Page, compliance coordinator, The Habitat, 321-676-6125, Lynepage@aol.com

Matt Taylor, superintendent, Royal Poinciana Golf Club, 941-261-4987, matt@rpgolfclub.com

Garth Boline, superintendent, Chi Chi Rodriguez Golf Course, 727-723-0516, garthalbert@aol.com

Fred Yarrington, member, Hole-in-the-Wall Golf Club, 239-261-6317, flyarrington@aol.com

weaknesses.

One thing that I repeatedly tell superintendents is, "You do not have to do all of this yourself." That's why you are the boss and get paid the big bucks. Dole it out! Delegate!

If you are too busy, no worries.

If you have an office assistant, assistant superintendent, irrigation technician, or an IPM person, make certification in the ACSP a part of their yearly job evaluation. The goals are measurable. Give them a set time to complete each section and don't forget to set up a regular time to go over the certification information with them and offer assistance. After all, you are the person that should know more about the property than anyone.

Offer an incentive: a day off; pay for them to attend workshops; give them an extra \$100 bonus; etc.... Be creative!

Don't have enough staff? No Worries.

Find a golfer or member who is interested in the program and give that person the Certification Handbook. What about your Beautification Committee or your Green Committee? For goodness sakes, don't overlook the Resource Advisory Committee you are going to form to help you with this! Again, don't just dump it on someone and forget about them. Meet regularly and offer suggestions!

Some other creative way to "Get it Done"

- Check with a local college or high school to see if they have a student(s) interested in helping out.
- Find a university staff person like Jan Weinbrecht, UF/IFAS, who has a lot of experience working with golf courses on the ACSP Certification.
- Your spouse or significant other might relish the opportunity to spend a few hours a week with you. This would give them the opportunity to be a part of and learn more about what you do.
- Don't forget community resources. Ornithologist George McBath, Naples, works with many golf courses in Florida.

Just remember that the key to success with this program is in the value of the education and outreach. This is a great tool to teach your staff, course officials, and golfers/members that golf and the environment can co-exist, and that the programs and projects you implement are important and do make a difference.

For anyone who has to ask the ques-

tion, "What's in it for me?" my advice is don't join the program, it's not about you. It's about working to ensure that the golf industry is regarded as an environmental asset. It's about sensibly protecting the use of the products we rely on to manage turf. It's about making sure the history of golf stays intact. It's about making sure the world is a better place for your friends and family, and it's about feeling good about yourself and knowing that you are personally doing the right things for the environment.

As always, feel free to call or e-mail me you comments!

IFAS Study Says Water Birds Benefit from Golf Course Ponds

By Amy Gravina

Golf course ponds significantly enhance food sources, shelter and habitat for resident and migratory water birds, according to a recently completed two-year study conducted by the University of Florida's Institute of Food and Agricultural Sciences. Nine championship golf courses within four master-planned communities being developed by The Bonita Bay Group were included in the study that involved on-site monitoring of 12 Southwest Florida golf courses.

"The study was developed to evaluate the extent to which created wetlands within golf courses are used as habitat by resident and migratory water birds," said Dr. Martin Main, wildlife ecologist and assistant professor at the University of Florida, the principle investigator in the study. "As increasing human pressures continue to reduce the amount of wetland acreage nationwide, we wanted to know if created wetlands would become increasingly important as alternative habitats to wetland-dependent species."

LeAnn White, the co-principle investigator, conducted bird counts in the field and monitored 183 golf course ponds. "I did eight field surveys January through April in 2001 and 2002 and identified a total of 42 species in six categories," she

Common Myths About ACSP

Myth #8: My golfers are the worst golfers in the world; too particular; too uptight; etc., and will never accept the changes I would have to make to become a certified course.

We have many success stories of superintendents and assistants who have successfully educated their members and golfers on the ACSP. Once golfers understand why certain steps are being taken (i.e., grass is being kept higher around ponds and streams in order to buffer chemical runoff), they are likely embrace these changes. That is why Outreach & Education is a part of the certification process. Once again our Managed Lands Survey confirms this with superintendents reporting that golfer satisfaction had either improved (66%) or been maintained (34%) since their course joined the ACSP.

Note: Please use these simple "myth-breakers" as a way to reduce the barriers and get others involved in Audubon International's Audubon Cooperative Sanctuary Program for Golf Courses. If there are other "myths" that you need to answer, please let us know at 518-767-9051 ext 12, or via email at acss@audubonintl.org.

The USGA encourages all golf courses to participate in the ACSP for Golf Courses. We feel so strongly about the program that for the past 11 years we have given AI \$100,000 a year for program development and implementation, which is over \$1 million. I can tell you from experience that the USGA is a fairly conservative organization and we would not be supporting this program if we did not believe in it 100 percent.

said - aerial, wading, and diving birds, ducks, moist soil foragers and open vegetation waders. The results show golf-course ponds benefit wading birds in several ways:

- provide permanent sources of water, which is critical during dry spells;
- reintroduce water and food sources for indigenous water birds in areas that once supported wetland areas, such as land used for agriculture;
- add water bodies to areas where none existed before;
- provide substantial food sources and foraging areas for all categories of water birds studied;
- potentially limit human disturbances of feeding and habitat areas.

The nine championship golf courses in The Bonita Bay Group's family of master-planned communities that were part of the study are Bonita Bay Club West's three courses designed by Arthur Hills; Bonita Bay Club East's two off-site golf courses designed by Tom Fazio; The Club at TwinEagles' Talon golf course co-designed by Jack Nicklaus and Jack Nicklaus II; and The Club at Mediterra's South Course, each an Audubon International Signature Cooperative Sanctuary or Cooperative Sanctuary Program certified golf course. In addition, two championship golf courses in The Brooks were part of the study - Spring Run Golf Club and Copperleaf Golf Club's golf courses, both designed by golf course architect Gordon Lewis.

Three additional Southwest Florida golf courses that are not Audubon participants were also chosen: Gateway, Burnt Store Marina and Wildcat Run.

"Bonita Bay Club West's Marsh golf course was the only one in the study that had a bird rookery," White said. The Club at Mediterra's South Course was the only property to host a population of hooded mergansers, an uncommon duck species rarely found in Southwest Florida.

According to Main, water birds travel great distances to find food, and the surface area of golf-course ponds aids the birds to locate sources. "The information gathered during the study demonstrates that golf courses will be an integral part of sustaining wildlife in the future."

The results of the UF/IFAS study are being used to draft recommendations about how to make the ponds even more productive in areas such as slope of the banks, water depth, vegetation type and density, and surrounding landscape features.

"The Bonita Bay Group has been a partner in the Council for Sustainable Florida since it formed in 1994, and they share our mission to promote best sustainable practices and encourage others across the state to implement them," said Executive Director Sharon Cooper. "When our partners are doing the right thing, and those practices are profiled and visible so other companies can learn, it's a great way to help ensure our resources will be here for future generations."



A UF/IFAS study documents that golf course water bodies are great habitats for waterfowl and wading birds. Great White Heron on the Copperhead GC at the Innisbrook Resort. Photo by Joel Jackson.

The Bonita Bay Group contributed \$10,000 in grant money toward the two-year study. The National Fish and Wildlife Foundation and the United States Golf Association are also funding the study.

"The Bonita Bay Group is very happy to support and be part of the UF/IFAS study," said Dennis Gilkey, president/CEO of The Bonita Bay Group. "Our company is built on a foundation of environmentally responsible development, and we seek out opportunities that will allow us and our peers to do an even better job of being good stewards of the land. We thought the study was one of those opportunities." In 2000, The Bonita Bay Group earned an Outstanding Performance Award,

Computer-Exact Custom Mixes. Every Order. Every Time.

- All Loads Scaled
- Soil Analysis Available



- Next Day Service
- Volume Orders

Visit our website at www.golfAg.com!

Traps Installed to Spec.



Golf Agronomics meets all your top dressing needs with our ability to customize your mix with a variety of soil amendments including:

- Dolomite
- Hi-Cal
- Charcoal
- Wetting Agents
- Humic Acid
- Minor Elements
- Rock Phosphate
- Gypsum
- Customer Products

GOLF AGRONOMICS SUPPLY & HANDLING

Serving all of Florida

(800) 626-1359
(941) 955-4690 Fax

the CSF's highest recognition, for Bonita Bay, the company's flagship community. The Brooks Commons Club Beach Club earned the top award in its category as a turtle-friendly amenity during the 2002 Sustainable Florida annual award competition.

This Tournament is Strictly for the Birds

By Jean McKay, Director of Educational Services Audubon International

An experienced team of bird watchers at Olympia Fields Country Club was up and out at 6 a.m., scouting for birds in the oak woodlands, restored prairies, and brushy areas of the 36-hole private golf course in Olympia Fields, Ill. Led by Marianne Hahn, Linda Radtke, Penny Kneisler, and Marlys Oosting, and fueled by sweet rolls and electric golf carts, the group was on a mission: to identify as many bird species as they could during this year's North American Birdwatching Open, hosted by Audubon International.

Birdwatching teams from 82 golf courses participated in the sixth annual North American Birdwatching Open on Saturday, May 10. Collectively, they identified 319 species in the 24-hour event. The average number of birds sighted per course was 41, with a range from 8 to 94. The results provide a snapshot of bird activity on golf courses at the height of bird migration in May.

"Golf courses offer much more than golf," explains Joellen Zeh, Staff Ecologist for Audubon International. "Non-play areas, which can account for 40 percent or more of a golf course, often consist of woods, meadows, and wetlands. These areas provide habitat for numerous species of birds."

Florida Courses and Bird Counts

Amelia Island Plantation	78
Heritage Pines GC	62
Hammock Dunes Club	60
Waterlefe G&RC	53
River Hills CC	48
Colony G&CC	48
Twin Eagles CC	47
IGM-Aquarina	47
Bonita Bay Island GC	46
Indian River Club	44
Majors GC	43
Bonita Bay Creekside GC	42
Royal Poinciana GC	41
IGM-Habitat GC	41
LaPlaya GC	38
Bonita Bay Club East	37

The early bird catches the worm, and the early birder gains a great advantage in seeing and hearing birds when they are most active. Mark Chant was also out at 6 a.m. to search Aspetuck Valley Country Club in Weston, Conn. In four hours, he listed 68 bird species. Across the country at Meadowood Napa Valley in Mt. Helena, Cal., Jim Root combed the golf course throughout the day and discovered 69 species. Among his most satisfying finds were six different species of swallows and six species of woodpeckers, including his favorite, the Pileated Woodpecker.

Experience also counts in birding, and many courses took the opportunity to introduce themselves to local bird clubs and invite them to see just how many birds can be found on golf courses

"What a great time! We had 35 people come out, including eight volunteers from Manatee County Audubon and Sarasota Audubon," wrote David Williamson, superintendent of Waterlefe Golf & River Club in Brandenton, as he turned in his results. "We found 10 birds that were not on our list previously (the course has tracked 91 species in all) and counted 53 species total for the day. That's fantastic considering our migrating birds are almost all gone this time of year."

In the end, birders know that perseverance pays off too. Undeterred by cold, rain, and a mid-morning thunderstorm, the team at Olympia Fields logged a full 11-hour day of birdwatching and turned in a list of 94 species to rank first in the friendly competition. Close on their heels - just three species shy - were birdwatchers at Eagles Landing Golf Course in Berlin, Md., who have ranked first for the past three years.

"That was a big surprise with all of the activity here getting ready for the U.S. Open," says Dave Ward, CGCS. "There are trucks and tents and guys hauling equipment all over, but the habitat is still there - and that's what is most important."

As those who participated in the Birdwatching Open can attest, getting to 90 species in one day on a single property is no easy feat. A diversity of vegetation and habitats is critical. Birders at Olympia Fields identified among their 94 birds: 22 species of warblers and five species of vireos, as well as numerous wading birds, swallows, and sparrows.

"We had so much fun doing it," says Marianne Hahn, "we just like the whole idea of providing good habitat. Our experience at Olympia Fields shows you can have all kinds of activity and still live with nature. You can do this in your yard and in your community and make the world a better place."

Best of the 2003 Birdwatching Open

Many birds migrate along fairly predictable routes known as flyways. These follow major rivers, coastlines, and mountain ridges. In addition to highlighting this year's highest ranking golf courses, we've divided our "2003 Best of" list along migratory flyways to account for regional variation, particularly in the Southern Zone (Florida



Florida led the nation in the number of courses participating in the 2003 Birdwatching Open sponsored by Audubon International. Roseate Spoonbill at The Moorings Club in Vero Beach. Photo by Craig Weyandt.

and the southern portion of Louisiana, Alabama, Georgia, and Texas) where most migratory birds have already left by May 10th.

For additional information and maps of migratory flyways, go to <http://www.pacificflyway.gov/About.htm>. The site has excellent flyway maps that you can download. For a complete list of participants, visit our website at www.audubonintl.org/projects.

Best of the Birdwatching Open- Overall

- Olympia Fields Country Club, Olympia Fields, IL, 94 bird species
- Eagles Landing Golf Course, Berlin, MD, 91 bird species
- Gull Lake View Golf Club, Augusta, MI, 80 bird species

Best of the Atlantic Flyway

- Eagle's Landing Golf Course, Berlin, MD (91 species)
- Aspetuck Valley Country Club, Weston, CT (68)
- IGM - Marlborough, Upper Marlboro, MD (66)

Best of the Mississippi and Great Lakes Flyway

- Olympia Fields Country Club, Olympia Fields, IL (94)
- Gull Lake View Golf Club, Augusta, MI (80)
- Heritage Bluffs Public Golf Club, Channahon, IL (65)

Best of the Central Flyway

- Lake Quivira Golf Course, Lake Quivira, KS (79)
- Shadow Glen Golf Club, Olathe, KS (67)
- Prairie Dunes Country Club, Hutchinson, KS (42)

Best of the Pacific Flyway

- Meadowood Napa Valley, St. Helena, CA (69)
- Crystal Springs Golf Course, Burlingame, CA (63)
- Alta Sierra Country Club, Grass Valley, CA (32)

Best of the Southern Zone

- Amelia Island Plantation, Amelia Island, FL (78)
- Heritage Pines Golf Club, Hudson, FL (62)
- Whispering Pines Golf Club, Trinity, TX (61)

Golf Course Environmental Compliance, Safety, and Security Starts with...

Safety Storage



GreensKeeper®

Safety Storage has leveraged its years of experience with golf course pesticides, herbicides, fertilizers, and other chemicals to develop a chemical storage system exclusively for the golf industry.

- Prefabricated, relocatable buildings
- Durable steel or fire-rated construction
- Wide range of sizes from 11 to 700 sq. ft. of floor space
- Built-in secondary containment
- Removable flooring sections
- Chemical resistant coatings inside and out
- Partitions and shelving systems
- Security locking system with inside safety release
- Complies with federal, state, and local regulations

For optimum durability, Safety Storage buildings are fabricated to your specifications from heavy gauge steel, structural channel, tubing, and can include fire-resistive construction.

Safety Storage's prefabricated buildings let you realize substantial savings over the cost of permanent buildings,



Building equipped with shelving for storage of bottles, buckets, bags, and boxes of chemicals and other materials.



additions, and conversions. They also speed the permitting process and eliminate costly delays associated with conventional construction. In some cases, they will reduce property taxes and accelerate depreciation. Both small and large quantities of pesticides and other chemicals are safely contained in one building.

Safety Storage also provides a wide range of environmental controls and accessories. These include fire suppression systems, lighting, emergency eye wash shower, audible and visual alarms, ventilation systems, shelving, heating, air conditioning and a host of specialty products and options.

Call toll free: 1-800-344-6539



Professional pesticide storage solutions

SAFETY STORAGE, INC.

2301 Bert Drive, Hollister, CA 95023

Phone: (800) 344-6539

Fax: (831) 637-7405

E-mail: info@safetystorage.com

Web: www.safetystorage.com

Short Answer: Revolver Does the Job

By Phil Busey

First I want to thank John Paige of Bayer, and superintendent Curtis Nickerson and Barry Troutman of ValleyCrest for their excellent cooperation. Assistant Sean Plummer, also of ValleyCrest and Bonaventure, has also been a big help.

This is one of five field experiments that I have conducted comparing Revolver and MSMA for control of mature goosegrass in bermudagrass. The short answer is, "Revolver can substitute for MSMA, and do even better at cleaning up mature goosegrass in bermuda turf, in tank mixture with Sencor in two applications. For fairways, Revolver + Sencor is outstanding. But for very mature goosegrass (over 8 inches in diameter) and in tall grass (roughs, ball fields), it's going to take luck, cunning, and courage (e.g., 4 ounces Sencor per acre per application) to do the job."

On April 7 and 14, Nickerson and I used the 160-gallon commercial Toro Spray Pro (filled to only 8.5 gallons) to treat goosegrass on the No. 9 fairway and adjacent rough on the Joe Lee-designed East course at Bonaventure Resort and Country Club in Weston.


The intention of using commercial spray equipment in larger (8 X 40-foot) experimental plots was to gain a more realistic comparison of the effects of Revolver (active ingredient foramsulfuron) with the effects of MSMA, both products in tank mixture with Sencor (active ingredient metribuzin).

Because there wasn't enough high-quality goosegrass, the experiment was limited to 12 plots, that is, three replicates of four treatments (including an untreated check treatment). This is the reason that I was not able to include MSMA + 4 oz/1000 Sencor, even though ideally MSMA should be mixed with a higher rate of Sencor than Revolver.

The Results:

A. Revolver at 0.4 oz/1000 sq ft + Sencor at 4 oz/acre

1. 97% control of mature goosegrass in the rough, 21 days after the second application.
2. 95% control in the fairway, which did not differ from the rough.
3. By 32 days after application, when the dead goosegrass was disappearing, a small amount of goosegrass remained in both the rough and the fairway.
4. The amount of goosegrass remaining in the rough was very small, a rating of 12, which represents few scattered plants, compared with a rating of 60 in the untreated check, which represents close to a 60% cover.
5. The amount of goosegrass remaining in the fairway, a rating of 5, represented 1-2 plants per half



Test plots on the No. 9 fairway and adjacent rough on the Joe Lee-designed East course at Bonaventure Resort and Country Club in Weston. Photo by Phil Busey.

plot, and can be considered total control.
6. Injury to bermudagrass, up to 25% discoloration, was noticed, particularly in the rough through nine days after application, but not later.

B. Revolver at 0.4 oz/1000 sq ft + Sencor at 2 oz/acre

1. 83% control of mature goosegrass in the rough, 100% in the fairway
2. However, the amount of goosegrass in the rough, a rating of 32, will be a problem. Although these are weakened plants, they are growing back.
3. The amount of goosegrass in the fairway, a rating of 8, will not be a problem.
4. Less injury to bermudagrass.

C. MSMA at 0.89 oz/1000 sq ft + Sencor at 2 oz/acre

1. Even worse results in the rough compared with both Revolver treatments
2. Very acceptable results in the fairway.

D. We sprayed out the considerable remnants in the tank in solid areas.

1. In front of the bunker on the left side of No. 2, where 0.4 oz + 2 oz was applied, goosegrass plants up to 8 inches in diameter were completely killed. Plants 8-16 inches are recovering, but this was still a very outstanding cleanup.
2. In front of the bunker on the right side of No. 16, where 0.4 + 4 oz was used, goosegrass plants were dramatically cleaned up; however at this



Revolver/Sencor combination will take out mature goosegrass. Just be prepared for the brown-out appearance and thin areas when it goes. Photo by Phil Busey

high rate of Sencor, there was considerable injury in two areas, consisting of brown patches with tufts of green bermuda coming back.

Conclusions and recommendations

Because two applications of the 2 oz rate of Sencor with Revolver causes essentially complete cleanup of very mature goosegrass in fairway bermudagrass, the same as MSMA, for many golf course uses this is as far as superintendents will go without risking injury to bermuda.

Because two applications of the 4 oz rate of Sencor with Revolver leaves very little mature goosegrass in the rough, some golf course superintendents may cautiously approach this high rate in difficult areas, or even a compromise at 3 oz of Sencor, to see if they can clean up goosegrass without injuring the bermudagrass too much.

For very mature goosegrass in tall bermudagrass, I think a third application of something (Revolver) may be needed.

The Revolver + Sencor mixture is more effective in controlling mature goosegrass than is MSMA + Sencor, at the same rate of Sencor. This is consistent with previous, small-plot observations.

Other aspects that should be considered for a very effective goosegrass cleanup program are to ensure adequate nitrogen and water, to enable the bermudagrass to quickly regrow into areas of dead goosegrass. Dead goosegrass is very unsightly for four to six weeks after treatment, and the bare areas associated with dead goosegrass are also the places where seedling goosegrass can quickly take over. For this reason, there must be complete protection of Revolver-treated areas with a preemergence herbicide blanket, to prevent goosegrass reinfestation.

I am continuing to experiment with other kinds of treatment strategies, such as a sequenced split application, e.g., Revolver first at high rate, followed by Sencor by itself. Today I sprayed the second application of a very good experiment on a soccer field, also managed by ValleyCrest, involving four replicates of the same treatments plus the sequenced split applications. Plots are 8 X 30 feet, and this is tall bermuda turf with even taller goosegrass.



Multiply the number below by 12,000
and you'll get an idea of how many
quality holes per hour our
Aercore™ Aerator 2000 can punch,

100

thanks to our patented "flexi-link"
design. Which is almost as impressive
as that divot you just took.
Just make sure you fill it.



Of course, the only holes they care about on your course are one through eighteen. But you'll see the difference in your aeration program once you try our Aercore™ Aerators. From our 800 walk-behind to our tractor-mounted 1000, 1500, and 2000 models, no other aeration unit matches a John Deere Aercore for hole quality and productivity. Why? Easily accessible belts, instead of chains, power the systems, making them quieter and more durable. And the patented "flexi-link" supporting arm ensures that the tines stay perpendicular to the ground longer. To witness aeration at its finest, call your local John Deere Golf & Turf One Source distributor or 1-800-537-8233.

JOHN DEERE GOLF & TURF
ONE SOURCE™



SeaDwarf at Crown Colony Golf & CC

Taking Tranquility to a Deeper Level

By Tim Daniel

Most superintendents will agree that the serene, early-morning setting of a golf course provides a certain level of tranquility. I am fortunate to enjoy these priceless moments daily at the Crown Colony Golf & Country Club in Fort Myers. As the morning solitude slowly takes a back seat to the day's activities, I frequently enjoy the comments of our members and guests as they experience our SeaDwarf greens for the first time. Remarks such as "very nice greens" or "great condition" are often mentioned. That takes tranquility to a much deeper level for this golf course superintendent.

SeaDwarf is a relatively new, patented variety of seashore paspalum turfgrass. Originally discovered locally by Stewart Bennett, CGCS at Alden Pines Country Club, it is superior in texture with very fine leaf-blade characteristics. Seashore Paspalum is a warm-season perennial grass known for its adaptability to diverse soil physical and chemical situations and most notably for its tolerance to saline irrigation.

SeaDwarf became our greens turf due to the desire of the developer, Centex Homes, to create a unique, environmentally-sensitive golfing community in this competitive Southwest Florida market. Centex Homes is one of the largest, most highly regarded property-development and home-building companies in the country. However, Crown Colony Golf & CC represented Centex's first foray into golf course development.

Under the leadership of Tim Ruemler, president of the Southwest Florida Division of Centex Homes, this project revolved around prioritizing ecological responsibility and environmental stewardship. Centex retained the services of the well-respected and experienced golf course architect Ron Garl. Understanding that seashore paspalum's qualities met these priorities, Garl convinced the development group to visit the local turf developers to inspect these grasses. These evaluations demonstrated to Centex the validity of these selections as an alternative to bermudagrass.

Although Crown Colony was not intended for brackish water irrigation, the effluent water source had some salinity issues. Seashore paspalum's salinity tolerance was the



The Crown Colony G&CC has SeaDwarf paspalum on the greens and Sealsle1 paspalum everywhere else. Photo by Daniel Zelazek.

first thing the developers noticed, but it was the other attributes of the turf that convinced Centex that seashore paspalum was right for Crown Colony. Other notable attributes were superior color with reduced irrigation and fertility requirements. The dense nature of the canopy meant reduced weed encroachment and herbicide usage. As Centex considered the long-term environmental impact, seashore paspalum weighed in far ahead of bermudagrass. The SeaDwarf variety was chosen as the turf for the greens and Sealsle1 selected for fairway, tee and rough applications.

Characteristics and Establishment

SeaDwarf is a true dwarf-type paspalum that provides a consistent putting surface with unsurpassed density, rooting and visual qualities. The regular verticutting, topdressing and year-round mowing heights below .115 in.

result in yearly green speeds of 9-12 feet. The added bonus is that once mature, proper nutritional input will help maintain cool-temperature color and eliminate the need for winter overseeding in many locations.

As the construction of the golf course began, I was hired to assist the Centex land development team with construction management. Additionally, I would build a maintenance team, organize and implement a grow-in program and direct the on-going maintenance operations. Although I had grown in three courses, my only previous experience with paspalum was in managing it as an invasive grass at a coastal Georgia golf course. There, a native fine-textured paspalum had invaded some fairways and several of the old push-up TifDwarf greens over the years. Even though this native paspalum was not a dwarf-type and not as fine textured as the TifDwarf, it adapted to the lower height of cut

and was more durable on the greens in this environment.

I was excited about the opportunity to do something uniquely challenging at Crown Colony. It would represent the only golf course with all greens sprigged in SeaDwarf. With virtually no published reference literature on this variety, I leaned heavily on my prior paspalum experiences along with daily observations, to pioneer the development of the initial maintenance regimens for SeaDwarf greens. This was definitely risky, as we had only one opportunity to make a first impression. In the Southwest Florida market, it is imperative to be well received.

Durability of the SeaDwarf turf was not my primary concern. It was mostly the ability of this dwarf paspalum to equal the putting quality of the ultra-dwarf type bermudagrasses that have become the standard in recent years. Without the benefit of a previously planted nursery green, I approached the grow-in and maintenance of the SeaDwarf conservatively. Most research with seashore paspalum has centered on management under irrigation conditions of hypersalinity (>5,000 ppm TDS). Crown Colony would be irrigated with TDS levels <1,200 ppm.

Emerald Island Turf of Punta Gorda supplied the turf and planted the first nine greens at 20 bushels of sprigs per 1000 sq.ft. in early

July 2001. Although nitrogen was used at 40-50 percent of normal bermudagrass grow-in amounts, the greens grew quickly with uniformity and good density. We maintained the mowing heights at 0.250 inches during the early grow-in period. The course was set to open Nov. 7, 2001. The putting green and remaining nine greens were sprigged the very last week of August allowing only nine weeks before play was to commence.

Growing in the first nine greens revealed that SeaDwarf propagated primarily from rhizomes. After the first four weeks of root and rhizome development, it was my belief we could be aggressive with reducing the height of cut. As a result, I felt comfortable in meeting this nine-week opening deadline. This approach did create a good putting surface on opening day. Without the necessary time to smooth the putting surfaces to the degree desired, we still worked our height of cut down from 0.250 in. at week four to 0.125 in. at week nine.

The shoot density increased and the putting surfaces were good but we had some scalping of small undulations. We maintained the 0.125-in. cut for three weeks before raising to 0.140 in. Immediately upon this height adjustment, the SeaDwarf sent up new shoots filling in thin and bare spots created from the scalping. Considering that this occurred with December's cooler soil temperatures, it was a

real tribute to the regenerative capacity of SeaDwarf. I began to believe we were on to something good.

With the SeaDwarf resisting winter dormancy, green leaf tissue is available for photosynthesis throughout the winter season. However, due to depressed temperatures, the photosynthates are not used for growth but rather go into carbohydrate storage in the crown tissues and rhizomes. Once the increasing spring temperatures favor growth, the carbohydrate reserves are available to fuel a rapid response. Once the soil temperature (4-inch depth) reaches and consistently remains more than 58 degrees F, this rapid growth begins. This occurred around Feb. 20.

Following the initial grow-in and course opening, we worked diligently to mature the greens and remove the surface undulations still present on the green surfaces. This involved frequent verticutting, topdressing and rolling. The late February surge of growth allowed us to increase our verticutting regimen to two directions on a weekly basis at depths of -0.06 in. to -0.12 in. The aggressive verti-cutting program, coupled with reducing the height of cut, helped us stay on top of the significant spring growth surge.

Under the watchful eye of Bill Perz, equipment manager, we maintained the height of cut at 0.110 in. throughout the first season with average green speeds in the 9-10-foot range.

Neo-Tec[®]

Effective, Environmentally Sound Nematode Control

It's true! **Neo-Tec** isn't like other nematicides. Neo-Tec is naturally derived and EPA registered under the safer pesticide rules. Neo-Tec is harmless to beneficial nematodes and is completely biodegradable.

- **Promotes healthier roots by controlling harmful nematodes**
- **Easy container disposal, minimal PPE and re-entry time**
- **Reduces damage to plant root in the following ways:**
 - ▶ **Disrupts the ability of plant parasitic nematodes to locate plant roots, thereby restricting penetration, feeding and reproduction**
 - ▶ **Reduced nematode feeding activity reduces the opportunities for invasion by pathogenic fungi**



**Parkway
Research**

A Division of

BRANDT
CONSOLIDATED
Professional Agriculture

800.442.9821

info@parkwayresearch.com

Fax 281.590.3353

Once all of the imperfections were worked out, the greens smoothed and matured. The first summer brought stressful heat and humidity coupled with heavy rains almost daily, but we never saw the need to raise mowing heights. Although seashore paspalum is drought tolerant, it is however, a littoral grass. It has evolved to store oxygen very efficiently and tolerate low macroporosity conditions common to waterlogged or anaerobic soils.

Cool Season Performance

SeaDwarf grows well into the fall season until the nightly temperatures begin to reach around 40 degrees. A further reduction in growth rate is seen when the soil temperatures reach the mid-40 range. With proper nutrient levels, though, color remains good throughout this period. According to reports, research in northern regions indicates that once established, low temperatures below 25 degrees are required for the cessation of green leaf tissue.

Our winter season frequently brings extended cloud overcast conditions that may persist four to five days. The SeaDwarf paspalum retains its dark green color and high-shoot density without exhibiting elongated and spindly leaves common to bermudagrass under similar situations. This dwarf paspalum variety has also demonstrated itself a welcome host for

overseeding of cool-season grasses for regions requiring this practice.

On a cool December night, a vandal decided to use one of the greens as a playground for their vehicle. Although some turf mending and sand topdressing smoothed the surface, I decided to overseed this one green. *Poa trivialis* was planted at 15 pounds per 1000 sq. ft. with good germination and consistent stand. Because of the striking visual similarities, most golfers were unaware we had overseeded. As the warmer spring season arrived, the Seadwarf paspalum had completely healed and the transition was smooth and flawless.

Once low temperatures slow the growth rate, we can maintain putting speeds of 11-12 feet by reducing our mowing frequency to two or three times per week and rolling two or three times per week. Here at Crown Colony, the climate in January is usually conducive for these favorable playing conditions. This is beneficial since it coincides with our heaviest play (180 rounds per day) during that time of the year.

Fertility

Charlie McMullen, Harrell's fertilizer representative, has proven valuable in developing our fertility program as he has previously worked with paspalum. The most significant difference from that of my prior bermudagrass

programs is the reduced nitrogen and increased potassium input. Jay Howard, assistant GCS, implements this program, which more closely resembles that of a cool-season fertilization regimen. It consists partially of broadcast applications of a custom-blend, slow-release, granular 2-1-30 fertilizer at 14-day intervals at rates of between 0.06 to 0.12 pounds of nitrogen per 1000 sq. ft.

This low analysis allows for more control over nitrogen input through the use of liquids. Incorporated in this custom blend, Sol-Po-Mag has proven beneficial because of our low extractable levels of potassium, magnesium and sulfur. Coated slow-release potassium makes up a large portion of our total K input. Other notable additions are 5 percent magnesium and 1 percent manganese.

Our granular fertility program is supplemented by inexpensive weekly liquid foliar applications of 20-20-20 at rates of 0.024 pounds of nitrogen per 1000 sq. ft. plus a standard chelated minor nutrients package. During the heavy play in cooler season, we regularly add potassium nitrate (14-0-46) at rates of 0.016-0.032 pounds of nitrogen per 1000 sq. ft. The additional nitrogen and potassium help maintain stress tolerance. Although the SeaDwarf has inherently good color, we will occasionally spray iron sulfate between 4-8 pounds per acre prior to a tournament for maxi-

Salt or Nematodes turning your turf yellow?
We'll get ya seeing green in no time!



NaEx™

Reduces sodium and chloride levels 40 - 60%!

NaEx™ contains ingredients that sequesters salts and renders them unavailable to plants. Improves turf color and vigor, while protecting the roots from salts.



DRAGONFIRE-CPP™
Organic Nematicide

- **No REI!**
- **100% Natural!**
- **EPA Exempted!**
- **Sprayable!**
- **Effective!**



POULENGER USA, Inc.

Science in Sync with Nature

U.S. Patents Pending

1-866-709-8102

863-709-8102 Fax: 863-644-4038

www.poulengerusa.com



**AN EARLY MORNING RIDE
DOWN YOUR FAVORITE FAIRWAY
MAKES YOU APPRECIATE
YOUR HARD WORK
AND LONG HOURS.**

LESCO is there.

Some days everything seems just right. Other days are less than perfect. But one thing is for sure. Building, growing-in or maintaining a golf course presents many challenges. And it's up to you to turn the challenges into opportunities. The problems into solutions.

A business relationship with a company focused on your needs helps. Someone offering service, convenience, technical expertise and value. Someone who understands what you're up against.



Someone like LESCO.

SERVICE. LESCO is there with the most complete line of products available anywhere.

Everything from seed, fertilizer, control products and application equipment to flags, cups and markers. Plus so many additional services. Like

custom blending, soil testing, grassing specifications and agronomic program development... just to mention a few.

CONVENIENCE. LESCO is there with 69 LESCO Stores-on-

Wheels®, 235 LESCO Service Centers® and a variety of direct delivery options. No one makes it easier and more convenient to obtain the products you need...when you need them.

TECHNICAL EXPERTISE.

LESCO is there with turf professionals who appreciate the challenges you face and are fully prepared to answer your questions. Turf management and product use recommendations are all part of the job...part of the convenience and service.

VALUE. Put it all together and what you get is an overall commitment from a company dedicated to meeting your needs. That's called value. And value is what that ride down the fairway is all about. Call 800-321-5325. LESCO is there.

LESCO®

GROW WITH US.™

imum aesthetic value. This foliar program has an aggregate cost of less than \$10 per acre.

It is common for our SeaDwarf tissue-sample potassium levels to reach 5 percent. On the other hand, nitrogen levels typically remain in the 2-2.5% range. From my experience, this nitrogen number represents 40-50 percent targeted level for bermudagrass greens. One of our goals is to apply less than 5 pounds of nitrogen per 1000 sq. ft. annually. We have demonstrated that with these fertility rates we can produce a very dense, uniform putting surface and consistent deep rooting, while significantly reducing the potential for nitrogen leaching. All of this with sand-based greens and a virtual twelve-month growing season.

Durability and Disease

SeaDwarf has proven very resistant to ball-mark divots. However, we did experience a high incidence of ball-strike impact damage during the fall of 2002. This manifested itself through leaf tissue bruising rather than actual ball impact divots. Although noticeable, they had virtually no influence on actual ball role. Tissue tests showed elevated sodium levels from our effluent irrigation had resulted in low tissue levels of calcium, which is important for strong cell wall formation. Applications of calcium sulfate and soluble calcium as calcium chloride increased our leaf-tissue calcium lev-



Crown Colony Superintendent Tim Daniel has been on a steep learning curve with SeaDwarf and Sealsle1 paspalum and so far he likes the results. Photo by Daniel Zelazek.

els and reduced soil sodium levels, alleviating the ball-strike tissue bruising. Calcium sulfate has become a regular component in our program.

Some of the stresses we experienced

include minor occurrences of brown patch, dollar spot and fairy ring. A few applications of fungicide treatments eliminated these occurrences. These disease occurrences are less likely when the turf is maintained at higher salinity

Quality is Par for the Course.



**The performance you want
in the size you need.**
CATERPILLAR® MULTI TERRAIN LOADERS

Cat's unique low-effort, pilot-operated joystick controls require less time on the throttle, which reduces operator fatigue while increasing fuel efficiency.

Ringhaver®



BROOKSVILLE
352/796-4978

DAYTONA BEACH
386/947-3363

MULBERRY
863/425-4951

ORLANDO
407/855-6195

PALM BAY
321/952-3001

SARASOTA
941/753-7535

TAMPA
813/671-3700

TARPON SPRINGS
727/938-1515

The Blenders Choice

Why do more blenders of quality fertilizers choose Nitroform[®] or Nutralene[®] as their premier nitrogen source?



They know that nitrogen is crucial to effectively manage turf and ornamentals and that the fine tuned, controlled release mechanisms in Nitroform and Nutralene give plants the nitrogen they require *when* they require it, season long.

Nitroform and Nutralene are the blenders choice because of these many benefits:

- Growth is sustained and controlled, properly balanced between roots and top growth.
- No growth flushes after heavy rains or due to granule breakage during handling or application.
- Stronger plants resist damage from diseases, weeds, insects, drought and traffic.
- Vigorous, controlled growth and color with fewer grass clippings.
- Non-burning.
- Excess nitrogen does not find its way into ground and surface waters.

The next time you buy fertilizer, remember to look for blends that display the original Nitroform or Nutralene logo, it's your assurance of quality nitrogen. For the name of a blender in your region contact us at 1-888-370-1874.



Nu-Gro Technologies, Inc. 2680 Horizon Drive SE, Suite F5, Grand Rapids, MI 49546
Nitroform and Nutralene are registered trademarks of Nu-Gro America Corporation

regimes. However, *Lepidoptera* insects are a concern with Seashore paspalum under any salinity regime. Here at Crown Colony, we have sod webworm pressure from May through November. Particularly affected are the roughs, where location and increased height of cut favor insect egg dispersal.

Before I could recommend the use of SeaDwarf to colleagues, it was essential to know how these 90/10 (Sand to peat mix) greens were aging beneath the surface. Seashore paspalum is tolerant to multiple abiotic and biotic stresses but should not be viewed a utopian-type grass. As is the case with all turf varieties, managing the accumulation of organic matter and thatch is key to maintaining adequate physical properties and continued root system viability. Although I was unable to quantify tolerance differences, this core principle remains true even with seashore paspalum.

To monitor the aging process I retained the services of The International Sports Turf Research Center. In December, field representatives Dave Doherty and Nat Hubbard took core samples from four greens. Three of those samples were to a 4-in. depth while the last was to a 12-in. depth. The numbers generated established an initial benchmark and provided a basis for evaluating their aging process. Matt Pulis, M.S., ISTRC head agronomist, analyzed these test results and

wrote in his report that "the SeaDwarf greens have similar physiological characteristics and physical properties to the new bermuda and bentgrass varieties..." and "...the turf canopy is very dense and the root system mirrors the canopy density."

The December core test results for our SeaDwarf greens indicated a good balance of physical properties for one- to two-year-old greens. The percentage of organic matter confined to the upper 1 inch was slightly high but not unexpected. These organic levels are consistent with the newer bermudagrass and bentgrass varieties. Continued regular monitoring of the physical properties and the rate of aging will give us valuable information needed to implement appropriate future aerification programs. In the fall, we will again test the greens to monitor the effectiveness of our summer aerifications.

Working with SeaDwarf has been a pleasure. The low nitrogen requirements needed to maintain a high quality-putting surface is remarkable. Also, this dwarf-type paspalum has impressed me with its deep root development even when mowed at our most recent cutting heights of 0.095-0.100 in. This extensive root system allows for lowered irrigation requirements. It's been nice not to worry too much should our irrigation system break down or miss a cycle over the weekend.

Playability and Aesthetics

Since the opening of Crown Colony, the SeaDwarf greens have performed extraordinarily. Aside from some initial issues with bumpiness, most likely due to the rapid grow-in and surface undulations, our club general manager, James Mason, and the clubhouse staff have relayed daily compliments on the appearance and putting quality of the SeaDwarf greens. Unlike the ultra-dwarf bermudagrass varieties, SeaDwarf is more forgiving to broader soil microclimates. They have been true and consistent without grain. This dwarf paspalum allows us to have greens year-round that show a remarkable, very visible and attractive striping effect.

Golfers, architects, superintendents and agronomists who have visited Crown Colony to inspect the SeaDwarf greens have been duly impressed. Occasionally, these professionals will pose the question "Given the chance again, would you plant SeaDwarf or bermudagrass?" My emphatic reply is "I wish never to plant bermudagrass again."

If the public response and our experience at Crown Colony are any indication of the future, bermudagrass will play a diminishing role while SeaDwarf becomes more widely accepted. This should allow more superintendents to enjoy the tranquility of their course rather than managing the stresses inherent with other grasses.

CONSTRUCTION MANAGEMENT

Thinking about remodeling?

**One call can save you Time,
Money and Aggravation.**



John Sanford Jr.,
Member of
American Society of
Golf Course Architects



**SANFORD
GOLF DESIGN**
866.233.4SGD
WWW.SANFORD-GOLF.COM

DESIGN ~ MASTER PLANNING

CONSISTENT CONTROL IN THE MOST INCONSISTENT CLIMATES.



Consistent performance, consistent results. When the humidity is up and the temperature is rising ConSyst® fungicide gives you turf disease control you can count on time after time, every time. ConSyst works on contact and it works systemically to prevent and cure even resistant diseases, so no product rotation is

ConSyst®

needed. Used in a regular program, ConSyst is even fungistatic to pythium diseases. ConSyst is one fungicide with such a broad spectrum of disease control, it's become the "all-purpose fungicide" for turf and ornamentals. If you want consistent protection, you want ConSyst from Regal Chemical Company.

The all purpose fungicide for Healthier plants / / 800.621.5208

My Top Five Golf Heroes

By Jim Walker

Some superintendents are good golfers and good turf men. Some are not good players but are

As It Lies good turf men. Some are neither and, as Jerry Glanville, former coach of the Houston Oilers told an NFL official: "Do you know what N-F-L stands for? 'Not for Long' if you keep making calls like that!"

As a lifelong golfer who played very well at one time and as a 30-years-plus superintendent who considers himself a good turf man, I wish to express my opinion of who I think are the five greatest players of all time. These players are not in any specific order. They are just who I think are the top five and why.

ARNOLD PALMER came along at just the right time

in golf evolution. Mr. Palmer had it all. He had a powerful game, great charisma, and a magnetic personality. He made every person he looked at feel as though they would have a beer with him later at the local pub. Mr. Palmer did more for golf in its early marketing years than all the others combined. No wonder he is "The King" and rightfully so.

JACK NICKLAUS.

During the height of the Palmer era, Nicklaus came along to challenge Arnie and his Army. During his early antagonist years he was known as "Fat Jack," the gallery openly cheered his miscues and all but booed his great shots. It took years for the stigma to disappear. And even at that, it took maturity, weight loss, and subtle PR for Mr. Nicklaus to gain widespread favor as the Golden Bear with the ardent golf fans. The fact that Mr. Palmer had aged and did not contend in every event he played also helped. Nicklaus's longevity of high-level performance is amazing. Just think about it: he was a force to be reckoned with from the 1962 U.S. Open to the 1986 Masters.

GARY PLAYER is on my list, not only because of his record and great playing ability, but because he was also the first truly international player. A mere

wisp of a man, "Laddie" was the final cog in the wheel known as the "Big Three" during the 60s and 70s. He could hit 4-woods as close as Palmer and Nicklaus hit their 9-irons. His short game - particularly from greenside bunkers - was magical. Couple that with his tenacity of a bulldog and it goes a long way in explaining his success for decades. A great injustice occurred for years on the PGA tour because he was disliked for being a "furriner." Gary Player is a total gentleman and lifelong contributor to growing the game.

ELDRICK "TIGER"

WOODS. Just when golf needed a shot in the arm, especially with minorities, along comes a multi-ethnic young man from California who has taken the world by storm. With an electric smile that can charm the skin off a snake, Tiger has accomplished more in six years as a pro than 99 percent of all the others players who came before him. I will not wax poetic on his mind-boggling talent and records, because he is in the paper, magazines and on TV more than the President of the United States.

ANNIKA SORENSTAM.

Talk about an area of our game that needs help more than the Boston Braves needed Warren Spahn and Johnny Sain, and it's the LPGA tour. I'm not even sure if this best female player of all time can breathe life into this comatose traveling sideshow. It seemed her playing at the Colonial this year got more press coverage than the Gulf War, but no one died because of it except maybe Vijay Singh.

Forty-four victories, all the major titles and thirteen wins worldwide last year say all you need to know about Annika... except she made a liar out of me by shooting 71 - 74 on one of the toughest tests the tour sees each year. Perhaps Annika can pioneer more events that would feature the top 20 ladies and men in some friendly multimillion-dollar tournaments. I loved the former J.C. Penny Classic and the ongoing Three Tour Challenge featuring three PGA, three Senior PGA and three LPGA pros going at it. You just go girl!!

That's it for me. I'm looking for reactions and comments about what you think, up or down. Call me at (305) 256-9840 or fax me at (305) 945-3428. Any interesting comments will appear in the next issue.

Farewell, My Friend

By Mark Jarrell, CGCS

It has been the saddest and most tragic of years - we have lost so many friends and colleagues. One more memorial tribute is due.

Six months ago I was writing in this column about how happy I was to see the publication of *Gentleman Joe Lee*, a book chronicling the accomplishments and design philosophy of Mr. Joseph L. Lee, the most prolific designer of golf courses in the state of Florida and a friend and supporter of all golf course superintendents. Mr. Lee once told me that had he not had the good fortune of success as a golf course designer, then he would have liked to have become a golf course superintendent.

Today I am sad and numb, writing a final tribute to a mentor, role model, and dear friend I've known for 34 years. Joseph Lewis Lee passed away April 22, 2003, at the age of 81 years, leaving a legacy of about 250 original designs and 500 total projects in his 50-year career. While his health had been up and down for over two years from fluid filling his lungs and various derivative problems, his passing of congestive heart failure still blindsided me. Not for a minute

Today I am sad and numb, writing a final tribute to a mentor, role model, and dear friend I've known for 34 years. Joseph Lewis Lee passed away April 22, 2003, at the age of 81 years, leaving a legacy of about 250 original designs and 500 total projects in his 50-year career. While his health had been up and down for over two years from fluid filling his lungs and various derivative problems, his passing of congestive heart failure still blindsided me. Not for a minute



Joe Lee, left, with Ron Whitten, senior editor of architecture for *Golf Digest* and *Golf World* magazines and author of "Gentleman Joe Lee, 50 Years of Golf Design" at Lee's book-signing dinner at Palm Beach National GC in November.

Press Clippings

Golf Publication Lauds Hilaman, Gaither Courses

By Don Veller

Florida Green is a magazine published by the Florida Golf Course Superintendents Association and comes out four times a year. The spring edition has a cover story on the Hilaman and Jake Gaither courses. The magazine ran several photos of the courses and talked at length about the two-course superintendent Jeff Heggen.

Also mentioned are Tallahassee Director of Recreation Randy Truesdale, Director of Golf Bill Zimmer and Alan James veteran pro at Jake Gaither.

Hilaman, which opened in 1971 as Winewood, was designed by Ed Packard. Gaither, a nine-hole course opened in 1956.

Hilaman and Gaither are best described in the magazine by this quotation: "Tallahassee is an island of golf opportunity located at a point where the state's peninsula takes a left turn into the panhandle."

Tallahasseeans are lucky to have both courses.

Editor's Note: Mike Goldie faxed me this article about the Spring Florida Green Cover Story that was part of Don Veller's Golf Column in the Tallahassee Democrat.



Syngenta never stops working to keep your course green.

Sure, we have an unmatched portfolio of products. From Subdue MAXX™, the industry leader against Pythium, to Barricade®, the longest-lasting pre-emergent against crabgrass. But we're never content. Keeping turf healthy means constantly refining our formulations. And developing new ones, to ensure we always have the best products. Making sure you have the tools you need, that's what we do.

**Contact Lee Bloomcamp at 1-352-495-3405, Pablo Perez at 1-305-969-9996,
or Kevin Wasilewski at 1-863-860-4293 to learn more about Syngenta.**

Important: Always read and follow label instructions before buying or using these products.
©2003 Syngenta. Syngenta Professional Products, Greensboro, NC 27419. Banner MAXX™, Barricade®, Daconil®, Heritage®, Medallion®,
Primo MAXX™, Subdue MAXX™, and the Syngenta logo are trademarks of a Syngenta Group Company.

www.syngentaprofessionalproducts.com

did I believe that his strength and determination, and modern medical science, wouldn't be enough to get him back on the golf course playing, designing, or sharing his vast knowledge of the game and profession he loved.

Joe's strength was quiet and unassuming - running silent and deep like the German submarines he monitored in the Mediterranean during World War II. His integrity and serene nature won over all but the most obnoxious of egos. He was like the eye of a hurricane during the heated discussions that often took place during the planning or implementation of one of his projects.

Joe used to say that one of the things he liked best about golf was the quality of the people who were involved with it. In my humble opinion, he is the gold standard against which all others are measured. He leaves a remarkable record of professional achievement, but he leaves an even more astonishing record of lives influenced. He was my hero, and I shall miss him, but his influence was such that he will always be with me.

While always smiling and upbeat, one comment 13 days before his passing revealed just how weary he was of the unremitting struggle to just draw breath and do the day-to-day activities we all take for granted. He told Mr. Robert E. Rich, his best friend and owner of Palm Beach National, "Bob, I can't even walk around this table without getting tired and out of breath. That's no way to live. If we can't figure out what's wrong, then... I don't know."

I think Joe had finally had enough, picking his ball up and putting it in his pocket, not because the bunkers were too deep or the rough too long, but because it had just gotten too dark to continue play. If there are golf courses in heaven, as all who play the game want to believe, then Joe Lee has replaced Donald Ross as Senior Designer, and is currently remodeling The Links of Paradise.

Editor's Note: The book, "Gentleman Joe Lee - 50 Years of Golf Design" by Ron Whitten, is not for sale in book stores. It may be obtained from the Joe Lee Scholarship Foundation, P. O. Box 1270, Boynton Beach, FL, 33425. A \$50 donation to the scholarship fund is suggested.

2002 Photo Contest Results

This is part 4 of presenting the 4 category winners of the 2002 photo contest.

Category 3 - Native Areas: includes native plants including trees, shrubs and grasses used in naturalized areas and aquatic vegetation plantings to create habitat and protect water quality.

First Place - "Florida Cactus" Jason DiMartino, Audubon C.C., Naples.

Second Place - "Cypress and Palms" by Tom Biggy, Bent Tree C. C., Sarasota.

2003 Photo Contest Rules

Category 1 - Wildlife on the course: includes any critter on the course that walks, flies, swims, slithers or crawls.

Category 2 - Formal Landscaping: includes annuals and ornamental shrubs and trees planted in formal beds on the course or club entrance.

Category 3 - Native Areas: includes beds of native plants including trees, shrubs and grasses used in naturalized areas to reduce turf inputs and aquatic vegetation plantings used to create habitat and protect water quality.

Category 4 - Scenic Hole: includes any view of a golf hole (panoramic or close up) that demonstrates the scenic beauty of a golf course.

Easy Rules

1. Color prints or slides. Prefer prints. Only one entry per category. There are too many variables affecting publication quality to permit digital entries at this time.
2. Photo must be taken on an FGCSA member's course. Photo must be taken by an FGCSA member or a member of his staff.
3. Attach a label on the back of the print or slide which identifies the category, course and photographer. **DO NOT WRITE DIRECTLY ON THE BACK OF THE PRINT.** Each print shall be attached to an 8.5" x 11" sheet of paper using a loop of masking tape on the back of the print. Slides should be in plastic sleeves for easy access for viewing.
4. A caption identifying the category, course and photographer should be typed or printed on the sheet of paper below the mounted print.
5. Judging will be done by a panel of FGCSA members not participating in the contest.
6. Mail entries in a bend-proof package marked "PHOTOS. DO NOT BEND" to Joel Jackson, 6780 Tamarind Circle, Orlando, 32819. Entries postmarked after August 1, 2003 will be automatically entered in the 2004 Photo Contest.



First Place
"Florida Cactus"
Jason DiMartino
Audubon C.C., Naples.



Second Place
"Cypress and Palms"
Tom Biggy
Bent Tree C. C.
Sarasota.

Help Set The Attendance Record!



September 8-10
Downtown Hyatt Hotel, Tampa FL

Florida Turfgrass Association
3008 E. Robinson St., Orlando, FL 32803
Phone: 800-882-6721 • Fax: 407-896-6857

Operation Mountain Lake

By Joel Jackson, CGCS

This is Joel Jackson aboard a beer-laden Club Car reporting live from Lake Wales. I am imbedded with the Ridge

Green Side Up



Runners detachment of the Ridge Chapter Coalition as they make their way up Alt. 17 to occupy the Mountain Lake Golf Course. I was asked to fill in for Geraldo Rivera who was forced to leave

Polk County after revealing how many cases of beer had been purchased for the Ridge golf outing.

This first-ever media eyewitness report on the actual implementation of the notorious and infamous "Ridge Rules" in action is not recommended reading for dues-paying members of the USGA or their staff members. In fact, USGA Green Section Agronomist Todd Lowe left immediately after lunch before the first tee shot was struck. When I inquired why he was leaving in such haste, "Don't ask. Don't tell," he shouted as he ran to his car.

To give you a sense of the clear and present danger of a Ridge Runner golf outing, the game being played that day was "Best Two Net Scores" of each foursome. Our foursome contained five people, a fact that seemed to escape team captain Bobby "RPG" Ellis. The RPG stands for "Ridge Putt Gimme." The other members of our "foursome" were in order of rank: Alan "MOAS" Puckett - MOAS means "Mother of All Slices"; Tom "Bunker Buster" Barnett; Billy "Stealth Bomber" Card and me, "Three Putt" Jackson.

Captain Ellis gave early indications of how the Ridge Rules are used to alter the normally accept-



Ridge sand wedge. Photo by Joel Jackson

ed Geneva Convention Rules of Civilized Golf when he hit two or three tee shots on the first hole until he kept one in play. When I asked about the fairly obvious violation, he merely said he was invoking the "Multiple Mulligan" section of the Ridge Rules. Since both Ellis and Puckett are past presidents of the Ridge GCSA, I learned they are entitled to "Double Secret" rule bending.

On the second hole, when Ellis hooked his ball out of bounds, I asked if he wanted to reload. He said, "That ball is playable. Ridge Rules define out-of-bounds as a ball hit out of Polk County." Another rule he invoked often, which led to his nickname, was the "RPG" or Ridge Putt Gimme. RPGs ranged from 6 inches to 6 feet depending on his score needed on a particular hole. He never scored less than net par on a hole.

"MOAS" Puckett was devastating on the tee box. He would take dead aim left and a big divot (read crater) after firing his 580mm TaylorMade Cannon on a trajectory that looked a lot like a drunken Australian throwing a boomerang. Only once did the ball and his divots fail to make it to the fairway and that was on our last hole. Puckett proceeded to demolish two 80-year-old oak trees and two fairway bunkers with four mighty whacks plus his tee shot enroute to the front approach of the green and promptly got up and down with a three-putt for a Ridge Five. You do the math.

One of the most prodigious displays of high-tech ordinance came from my cart partner "Bunker Buster" Barnett. Using a laser-guided driver and fully automatic 7-wood, Barnett displayed the uncanny accuracy of his clubs by hitting a fairway and greenside bunker on every hole. Even though the bunkers had recently been fortified by architect Brian

Silva, he destroyed them easily. Captain Ellis showed me how to conquer them by using the patented Ridge Sand Wedge. See the accompanying photo. This club makes Peter Kessler's Perfect Club obsolete.

Billy "Stealth Bomber" Card had the most accurate artillery and constantly bracketed the middle of the fairways 300 yards down-range. If the other players chlidipped a drive or hit it so far off line that it would require too much time and effort to get back in play, we simply played scramble format and dropped within in club length of Card's ball. Ellis assured me this was entirely legal since it kept up the pace of play, which was vitally important to our coalition's timetable, since happy hour was going to be on an abbreviated timeline.

Puckett and Ellis also employed various diversionary tactics like dialing up each others cell phones to ring in the middle of a competitor's backswing. When it was impossible to get the timing down on the phones, they would simply talk, tell jokes and laugh just loud enough to be heard. Another effective tactic was to place numerous empty beer bottles in the dash compartments of the golf cart and swerve down the fairway at high speeds to creating distracting clanking sounds.

At the end of the day, after all that effort to shape and manage the rub of the green in our favor, we each ended up paying five bucks to the real golfers - "Wolfman" Hopkins and Scooter Scamehorn and another golfer whose name is classified (he does the Ridge wet work - code name, Water Hazard). Their "foursome" only had three people. Hey, Ridge Rules.

This is Joel Jackson reporting for Florida Green News from somewhere near Lake Wales.

TTI

Turf Technologies International

Turf Products Sales & Service
Bryan Riddle - Mobile (561) 310-8482
1-800-432-2214

Distributors of Howard Greens Grade,
Granular and Liquid Fertilizers

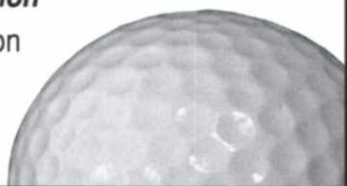


PPA

Professional Pesticide Applicators

Custom Chipco Choice Topical
& Sub-surface Application

Call now for 2002 Injection
1-800-432-2214



It's hard to beat the performance of TMI turfgrass varieties!

For Successful Seeding, call . . .

SEP
SOUTHEAST PARTNERS

Butch Gill 706-302-7333
Joe Baggett 251-990-4911
Roy Bates 239-566-9006

Michael Bonetti 561-357-3286
Bodie Boudreaux 251-752-0198
Jeff Fitzpatrick 904-616-9031
Pete Giauque 678-797-1400
Billy Griffith 407-323-9042
Brent Holmes 404-467-7872
Richard Kirkland 863-698-8328
Roger Welker 772-260-0282
Glenn Zakany 239-267-7575

VIP3
Turf Type Perennial Ryegrass

Compare test results of proven overseeding grasses and you'll notice similarities. V.I.P. 3 Turf Type Perennial Blend is a combination of quality and performance...and at an amazingly affordable price. Contains #1 ranked varieties. Available in specific overseeding formulations. Varieties chosen for outstanding ease of transitioning, and genetic dark green color. Contains endophytes.

PIZZAZZ
TURF TYPE PERENNIAL RYEGRASS

PIZZAZZ promises to set the standard for the next decade. Its dark green color and dense turf make it an attractive choice for parks, home lawns and golf courses. Clonal selections contained high levels of endophytes, and this synthetic variety is lower growing than many older varieties.

PARAGON
PERENNIAL RYEGRASS

Paragon is in a class all of its own. In fact, we are so certain that you will want Paragon in your turf program because of its superior turf qualities, we have taken measures to ensure that once you see Paragon for yourselves that you will be able to readily get seed for this coming fall season. It's that good. Better color, finer texture, improved disease resistance. Paragon - the professionals choice.

1
CYPRESS
Poa trivialis

Private and university trials have shown Cypress to be a premier overseeding grass. Cypress Poa trivialis establishes fast and can be cut close immediately, even after overseeding. As your Bermudagrass goes dormant, Cypress will provide the finest dark green putting surface with no interruption in play. Cypress is tolerant to shade and damp soils. This unique prostrate growing variety thrives in cool weather and will survive cold weather that will damage Turf Type Ryegrasses. But most important, Cypress will maintain its dark green color all winter long. As the weather turns hot in the spring, Cypress will die out naturally as your Bermudagrass begins to grow. Cypress will not choke out your Bermudagrass in the spring as some heat tolerant Perennial Ryegrasses do.

StarDust
Poa trivialis

TMI has spent years developing StarDust to be more disease resistant and is one of the darkest commercial Poa trivs for better color matches with some of today's darkest green ryegrasses. University overseeding trials in Florida and Arizona have shown StarDust is setting the next standard that other Poa trivs can only hope to achieve!

BARRACUDA
REDTOP


Created to meet the specific needs for seeding athletic fields, lawns, and golf courses. Establishes quickly and performs well under moderate to low fertility. Barracuda will grow under a greater variety of conditions than other grass seed, even on soils very poor in lime. Barracuda is a perennial grass with a creeping habit of growth, darker green than common redtop. Drought tolerant, dense turf with excellent mowing qualities.

Perfecting Turfgrass Performance.™

TMI
TURF MERCHANTS, INC.

33390 Tangent Loop
Tangent, OR 97389
Phone: (541) 926-8649
800-421-1735
Fax: (541) 926-4435
www.turfmerchants.com

Quality...Support...Value



With Nucrane, you can still get all three...

WHEN IT COMES TO PROVIDING SOLID QUALITY, SUPPORT, AND VALUE. THE OLD INDUSTRY JOKE USED TO GO... "PICK ANY TWO"...

NOT SO WITH NUCRANE. HERE WE ARE ABLE TO PROUDLY PROVIDE QUALITY JOHN DEERE EQUIPMENT, UNPARALLELED SERVICE SUPPORT, AND NEW FACTORY INCENTIVES GEARED TO PROVIDE YOU THE CUSTOMER WITH THE MOST COMPETITIVE PRICING EVER.

FOR A TRUE "TRIPLE PLAY", CALL US.

2020 SEABIRD WAY
RIVIERA BEACH, FL 33404
(561) 842-0440

72104 CORPORATE WAY
1000 PALMS, CA 92276
(760) 343-0270

6361 INDUSTRIAL BLVD
LAS VEGAS, NV 89118
(702) 263-4512

QUESTIONS/COMMENTS?
EMAIL DIRECT TO:
JDMAIL@NUCRANE.COM



NUCRANE MACHINERY

www.nucrane.com
www.deere.com



JOHN DEERE