

Getting Back To Basics

-Turfgrass Fertilization

By G. S. SMITH

IFAS, Ornamental Horticulture, Gainesville

Few horticultural professions involve the variety and complexity of problems one finds on a golf course. Turfgrasses are probably the most intensively managed crop in agriculture and with rigid and complex maintenance programs comes problems. If grass management was all that one encountered on a golf course, the problems would be relatively simple. But there is much more than grass to be concerned with. There are soils, fertilizers, machines, trees, shrubs, flowers, weeds, pests, chemicals irrigation systems, etc., etc. And probably worst of all there are people's problems. Thus the professional superintendent must be an agronomist, horticulturist, engineer, nematologist, psychologist, and ad infinitum.

For those individuals who look at these complexities as challenges to their knowledge and skill, the job can be exceedingly rewarding. The types of skills and expertise one needs to be a professional superintendent are many and varied. But, one does not have to have a Ph. D. in all these subjects. On the contrary, probably the best turf managers are those individuals who have a broad and general understanding of the basic concepts of plants and soils. It is the "putting together" of all the pieces of basic information, in the right order, which separates a greens keeper from a professional golf course superintendent.

One of the pieces of knowledge which is vital for continued success is a basic understanding of "Turfgrass Fertilization." Proper fertilization involves much more than a superficial knowledge of fertilizers. Proper fertilization must include an understanding of plant nutrition, soil science, and fertilizers. A basic understanding of these three subjects is essential in managing turfgrasses as well as all ornamental plants.

PLANT NUTRITION

Perhaps the most basic concept one learns in plant science and one of the most important concepts a turf manager must understand is the "Theory of the Limiting Factor."

Six external factors are generally recognized as necessary for normal plant growth. They are:

1. Light - intensity, quality and duration.
2. Heat - proper temperature for growth.
3. Air - for leaves and roots.
4. Water - quantity and quality.
5. Nutrients - around 16 essential.
6. Medium - something to grow in.

(continued on page 32)

Sunniland®

TURF GRO PRODUCTS



- Fertilizers/Pesticides
- Custom Application
- Fork Lift Delivery

Specialized formulation using . . .



**TECHNICAL SERVICES
AT
NO EXTRA COST!**

West Coast	Central Florida	South Florida
Joe Kempeneer 813-585-5546	George Clifton 904-734-1113	Stan Hildreth 305-744-1292



**TOLL FREE
1-800-432-1130
P. O. BOX 1697
SANFORD**

(continued from page 31)

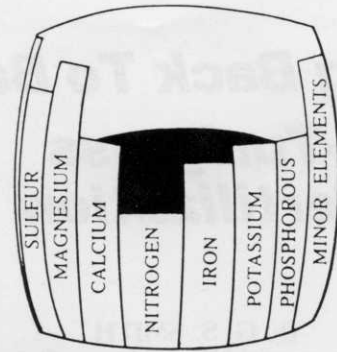
It is very important to remember that plant growth is dependent upon a favorable level and combination of these factors and that any one of them, if lacking or out-of-balance, can reduce or even stop plant growth. Furthermore, the factor which is *least optimum* will determine the level of growth. This theory of limiting factors can be simply stated as follows:

“The level of turf production (quantity and quality) can be no greater than that allowed by the most limiting of the essential growth factors.”

Perhaps several examples will further stress this important concept in turf management.

First, consider the situation of a very shady tree. Obviously the grass is growing poorly. But why? The limiting factor concept gives the answer (see Figure 1). In figure 1, let the level of turf quality be represented by the level of water in the barrel. The water level (turf quality) can rise no higher than allowed by the limiting factor which is light. All other factors are adequate but quality is limited by this one essential factor. If the tree is thinned and the grass receives more light, the level of turf quality can rise accordingly. Now in this example, the level of quality is limited by nutrition.

Before considering a further example, let us be more specific about turfgrass nutrition.



NITROGEN LIMITING GROWTH
IRON SECOND MOST LIMITING

Figure 3.

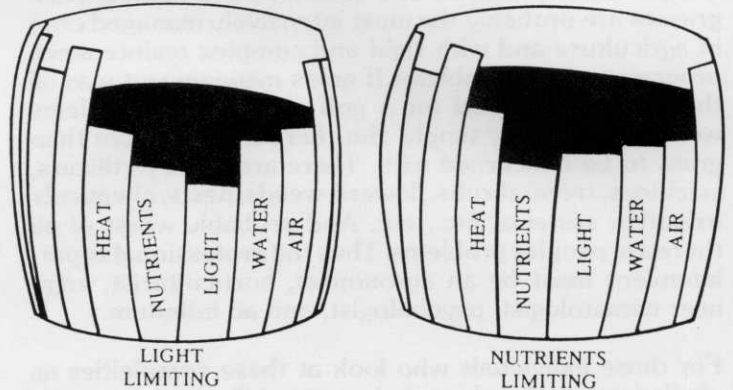
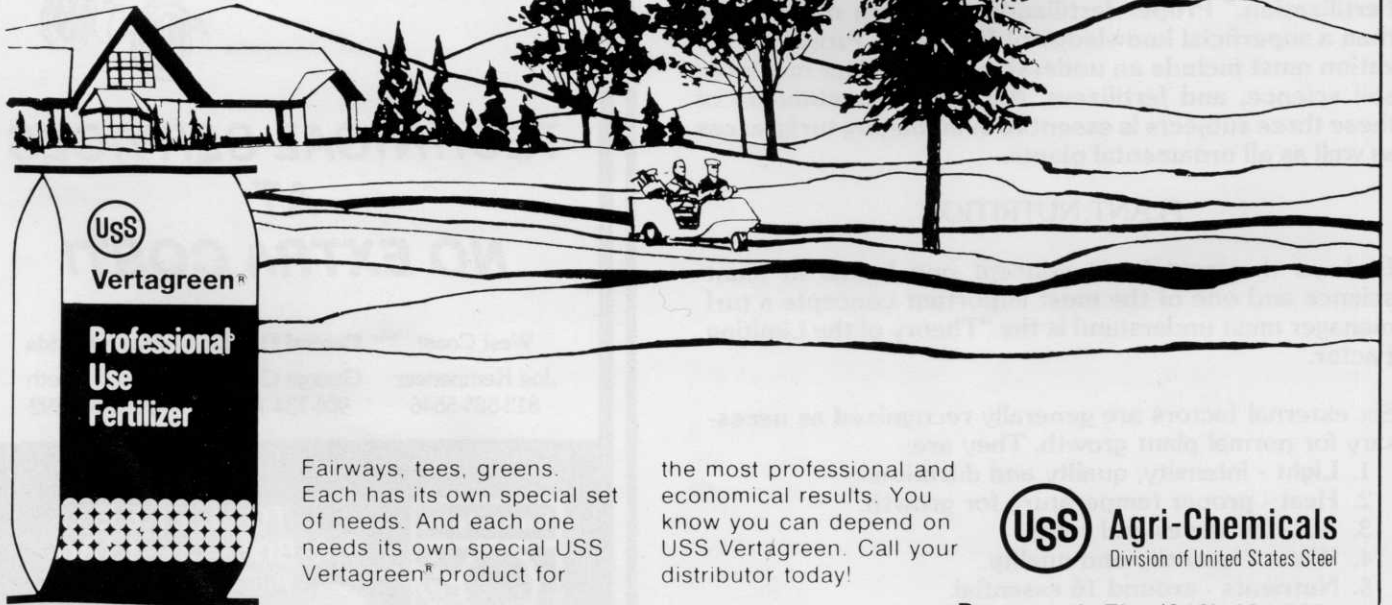


Figure 1.

(continued on page 33)

USS Vertagreen®... A product for all reasons



Fairways, tees, greens. Each has its own special set of needs. And each one needs its own special USS Vertagreen® product for

the most professional and economical results. You know you can depend on USS Vertagreen. Call your distributor today!



Davenport, FL (813) 424-2231

(continued from page 32)

ESSENTIAL NUTRIENTS

All plants require certain chemical elements. These nutrients are called the essential elements. For an element to be regarded as essential it must fulfill the following requirements:

1. Without the element, a plant cannot complete its life cycle.
2. The action of the element must be specific; no other element can wholly substitute for it.
3. The element must be shown to be directly involved in the nutrition of the plant.
4. The element should be shown to be required for higher plants in general.

Around 1900 there were only 10 elements listed as being essential for plants. Today we recognize six additional essential elements so the list reads as follows:

Carbon	Nitrogen	Iron
Hydrogen	Phosphorous	Manganese
Oxygen	Potassium	Zinc
	Calcium	Copper
	Magnesium	Molybdenum
	Sulfur	Boron
		Chlorine

The first step in proper fertilization is to realize that *all* turfgrasses require *all* 16 essential elements. The nutrients must be present in adequate amounts and proportions. The next two points to consider are: (a) Where do these elements come from; and (b) What do you do if one or more are lacking?

Figure 2 lists the sources of the essential elements. Higher plants obtain most of their carbon and oxygen from the air. The hydrogen is derived from water. All of the other essential elements are obtained from the soil via plant roots, in most situations. We have very little influence over the supply of carbon, hydrogen and oxygen and fortunately these three elements are seldom limiting. Ordinarily, from 94-99% of the plant is made up of these three elements and only 1-6% of a plant is composed of the other elements. In spite of this fact, it is the nutrient elements obtained from the soil which usually limit turf production. Fortunately, we can have a direct effect on the essential elements supplied by the soil

the essential elements supplied by the soil solution. All of these elements can be added to the soil and thus to the plant through the application of various fertilizers.

Now let us return to the limiting factor concept as it relates to turf nutrition and fertilization. Assume in this second example that all factors for growth are adequate except for nutrition (Figure 3). A good example would be a sod suffering from lack of nitrogen. Here is the situation as portrayed by the barrel where nitrogen is the limiting factor (Figure 3). Turf quality can be no higher than that allowed by the level of nitrogen. If one is lucky enough to know that nitrogen is deficient, the problem is easily corrected by adding a nitrogen fertilizer. But now what happens? Turf quality rises until it is limited again by the most limiting factor. In this case, iron. So to increase quality any further, iron must be applied.

Of course this example could be carried on and on. But where does it lead us? It leads to this conclusion.

“All factors needed by plants - light, heat, air, water, and nutrients - *must* be available in adequate supplies and proper proportions before optimum quality can be achieved.” One or more factors or combinations will

always limit turf growth. The job of turf grower is to maintain adequate levels of all growth factors so that turf production is always at an acceptable level.

ESSENTIAL ELEMENTS

MACRONUTRIENTS			MICRONUTRIENTS	
AIR WATER	SOIL		SOIL	
Carbon	Nitrogen	Calcium	Iron	Copper
Hydrogen	Phosphorous	Magnesium	Manganese	Molybdenum
Oxygen	Potassium	Sulfur	Zinc	Boron
				Chlorine

Figure 2. Essential Elements Required by Turfgrasses and Their Sources.

SOIL SCIENCE

Basic soil science is a second subject one must be familiar with when planning fertilization program. So far it has
(continued on page 35)

FOR MAXIMUM TURFGRASS AT MINIMUM EXPENSE!



Turfgrass Consulting Services

ROBERT L. WILLCOX

1261 S.W. 27th Place
Boynton Beach, Fla. 33435

EXPERIENCED PROFESSIONAL
SOIL TESTING ANALYSIS
COMPLETE AGRONOMIC
PROGRAMS AVAILABLE

(305) 736-2056



QUALITY FERTILIZERS SINCE 1904

(continued from page 33)

been agreed that optimum quality can be realized once all essential growth factors are supplied in adequate amounts and in proper proportions. This sounds very simple but can actually be rather complex. We know which elements plants require but the problems then become:

(1) How much of each essential element is adequate or optimum?

(2) How can these elements be supplied? In what form and how often?

SOIL TESTING

Over the last twenty years, research in Florida has fairly well defined the minimum and optimum levels of several of the essential element in both turfgrasses and soil. Table 1 summarizes the desirable soil pH range and minimum nutrient levels of several elements in soils. If these levels are maintained in the soil, deficiencies of these four elements should not occur.

These soil nutrient levels are one of the measurements you should use when determining a good fertilization program. Soil testing is not, however, the cure-all for all your problems. Rather it is only one tool at your disposal.

A few cautions need to be stated at this point. There are many laboratories which analyze soils and most are reliable. Choose one lab and let them do the testing and give recommendations. Do not try to compare labs and their

recommendations. Testing procedures vary from lab to lab and from state to state and their fertilization recommendations are based on their own testing procedures. Soil tests are only useful if they have been correlated with turf responses. So, again, use one reputable lab and follow their programs unless they seem way out of line.

The University of Florida Soil Testing Lab will routinely give you the following information: soil texture, organic matter, pH, and the pounds per acre of calcium, magnesium, phosphorous and potassium. Nitrogen is also reported but values are of little use. The example shown here would be a very good nutritional level for growing bermudagrass. Use your soil analysis results to help you decide on a fertilizer program.

TABLE 1. SUGGESTED SOIL pH RANGES AND MINIMUM NUTRIENT LEVELS FOR FLORIDA LAWN GRASSES*

Grass	pH	Pounds Per Acre			
		CaO (Calcium)	MgO (Magnesium)	P ₂ O ₅ (Phosphorus)	K ₂ O (Potassium)
Bermuda	6.0-6.5	1200	150	50	150
St. Augustine					
Zoysia					
Bahia	5.5-6.0	600	100	40	100
Carpet Centipede					

* Based on acid ammonium acetate extraction.

An obvious shortcoming of soil testing is this - it only tells you the levels of C., Mg, P, K and soil Ph. It does not provide information of levels of S, Fe, Mn, Zn, Cu, Mo, B
(continued on page 36)

LIQUID AG SYSTEMS INC.



Pompano Beach
(305) 971-0022

Ft. Myers
(813) 332-5565

We take great pride in having developed the concepts and promoted the widespread acceptance of fertigation on turfgrass in Florida.

For over eleven years we have been at the leading edge of nutritional technology and TOTAL CONCEPT SERVICE, providing:

- ★ Highest quality, prescription mixed clear liquid fertilizers.
- ★ Dependable flow sensing, metering and injection systems.
- ★ Proven nutritional programs.

FLORIDA TOLL FREE NUMBER
1-800-432-2249

(continued from page 35)

and gives little useful data on N in the soil. Luckily, these elements, with the exception of nitrogen, are required in relatively small amounts and need be supplied fairly infrequently. Also, they are often applied as constituents of other fertilizers such as natural organics.

FERTILIZERS

A detailed discussion of all the fertilizers used on turf is beyond the scope of this paper. For information on basic turf fertilizers I would refer you to the paper by Mr. Ralph F. Jones entitled "Fertilizers—Basic Chemicals," published in the 1969 FT-GA Proceedings. For a very comprehensive publication on fertilizers, obtain a copy of "Fertilizers and Fertilization," by Dr. G.M. Volk, Soils Chemist, University of Florida. This Extension Bulletin may still be available from your County Extension Service. Specific turfgrass fertilization recommendations can be found in the Extension Circular 357, "Turfgrass Fertilization" by H.G. Meyers and G.C. Horn.

The remainder of this discussion will cover general types of fertilizers used on turfgrasses, understanding the fertilizer tag and sources and characteristics of primary plant foods.

THE FERTILIZER TAG

First of all let us take a close look at a fertilizer tag. An understanding of the fertilizer label can prevent many problems such as waste of money, waste of materials, damage to turf and needless expenditures for materials containing unnecessary components or the wrong kind of ingredients.

Fertilizers are identified by analysis and/or by brand name. The more common commercial fertilizers are usually known by the analysis numbers such as 6-6-6 or 16-4-8. Many specialty fertilizers are referred to by brands such as Blue Chip, Milorganite, Turf Special, etc. Regardless of how the material is named, the important information must be printed on the label.

The analysis numbers, such as 6-6-6 or 16-4-8 give the percent nitrogen, available phosphoric acid, and water-soluble potash, respectively. The numbers represent percentages or units in fertilizer terminology. Thus a 100-pound bag of 16-4-8 contains 16 pounds of nitrogen, 4 pounds of available phosphoric acid and 8 pounds of water-soluble potash. These three elements are called the available primary plant foods and are often used as the name of the fertilizer, for example, 16-4-8.

In addition to the primary elements, the fertilizer may contain secondary plant foods. These are also reported on the label, at the bottom, if they are guaranteed present. The secondaries include calcium, magnesium, sulfur, manganese, zinc, copper, boron, iron and molybdenum. The last six (Cu, Mn, Zn, B, Fe, Mo) are called micronutrients.

The label also gives you the materials from which the fertilizer has been made. This information is listed beside the *derived from* statement. Chlorine content is also listed since it may be injurious to some plants.

SOURCES AND CHARACTERISTICS OF PRIMARY PLANT FOODS

With a closer look at the fertilizer label you will see that the percent nitrogen is subdivided into four different forms. Since nitrogen is the backbone of your fertilization program and the major expense, it is critical to understand the different types of nitrogen and the advantages and disadvantages of each. In most instances, a satisfactory fertilization program can be achieved using any one or combination of many nitrogen materials. However, it is absolutely essential to understand the characteristics of each material and to use them accordingly.

The four forms of nitrogen listed on the label are: nitrate N, ammoniacal N, water-soluble organic N (a very misleading form of N) and water-insoluble N.

Rather than discussing these forms individually, let's look at the types of N fertilizers as they are related to turf availability and response. For ease of discussion, nitrogen fertilizers may be divided into three groups: (1) immediately soluble and available sources, (2) synthetic organic sources, and (3) natural organic sources.

In the immediately available group is ammonium nitrate, ammonium sulfate, calcium nitrate, nitrate of soda, and urea, a material often listed as a synthetic organic source. This form of nitrogen, urea, should be considered as equivalent to ammoniacal N since it is readily available. It should never be thought of as a slowly available organic nitrogen source. These fertilizers are often called soluble, readily available, inorganic or chemical N fertilizers. They contain nitrate and/or ammoniacal nitrogen and they have the following advantages and disadvantages:

Inorganic Nitrogen Sources

<u>Advantages</u>	<u>Disadvantages</u>
Readily available N	Leach readily
Low cost per unit of N	High salinity potential
Can easily control N levels	Danger of fertilizer burn
Little problem of residual N	Must be applied at low rates, frequently
May have greater efficiency	High Labor costs since frequently applied
	Acid forming

In the natural organic category are materials such as activated and digested sewage sludges, guano, cottonseed meal, castor pomace, and certain animal by-products. Practically all of the nitrogen in these products is water-insoluble N. Water-insoluble Nitrogen cannot be used directly by the plant but must be converted to ammoniacal and nitrate nitrogen by soil micro-organisms.

Natural Organic Nitrogen Sources

<u>Advantages</u>	<u>Disadvantages</u>
Slow release of N, thus no rapid growth flushes; less subject to leaching	May be very expensive
Seldom burn turf	Don't release N in cool weather
Can apply more at one time so reduced labor costs	Usually low in N so large volume must be handled
Supply P, K and Micronutrients	Less control over N levels

(continued on page 37)

(continued from page 36)

The last group to consider are the synthetic organic nitrogen materials. If urea is not considered in this group for reasons already covered, it includes only two types, urea formaldehyde and isobutylidene diurea. The former is commonly called UF or ureaform, while the latter is known as IBDU.

Ureaform is a material containing about 38% nitrogen made by chemically combining urea and formaldehyde. This material must be converted to ammoniacal and nitrate nitrogen by soil organisms before it can be used by plants. However, it does contain some simple urea whose nitrogen is immediately available. For the most UF materials, approximately one-third of the nitrogen is rapidly available, one-third moderately available, and one-third so slowly available that it must be built up to considerable quantity in the soil to release nitrogen in significant amounts.

Since UF fertilizers are high analysis, light weight, slow release materials they combine easy handling, safety in application and low application costs. Their disadvantages include high cost per unit of nitrogen, poor effectiveness in cold, wet periods, and high residual levels needed for prolonged nitrogen release.

IBDU is a relatively recent addition to the synthetic organic nitrogen category. It contains 31% nitrogen and releases nitrogen slowly as the particle dissolves in the soil water. IBDU releases nitrogen even in cool weather since it is not directly dependent on soil microorganisms for conversion to an available form. Several advantages

of IBDU are its lack of superfluous, rapidly available nitrogen which produces excessive flushes of growth and its apparent safety even when applied at high rates. IBDU is not, however, the perfect material for turf fertilization. It has a high cost per unit of nitrogen and releases nitrogen constantly as long as soil moisture is available. This means that too much nitrogen could be released during rainy periods or under heavy irrigation, even when turf may be needing little nitrogen. Also, a satisfactory fertilization program with IBDU will be dependent upon a well designed and operating irrigation system.

Now just a few comments on phosphorous and potassium fertilizers. These materials are applied much less frequently than nitrogen. They may be applied in combinations with nitrogen in complete fertilizers or individually in various materials.

Available phosphorous comes mainly from superphosphate, ammoniated superphosphate and triple superphosphate. Maintain the soil P level at 50 pounds per acre as determined by our soil test. Most golf greens contain enough P from complete fertilizations in the past to last many years.

Potassium levels can be adjusted as indicated by soil tests by addition of materials like muriate of potash, sulfate of potash magnesia, nitrate of potash, sulfate of potash and nitrate of soda potash. A general rule of thumb to remember is to apply 2 1/2 to 5 pounds of K per 1,000 sq. ft. per year or about 1 pound of potassium for every 3-4 pounds of nitrogen applied.

(continued on page 38)

QUALITY TURFGRASS
RESPONSIVE PEOPLE
PROMPT SERVICE
MODERN PLANTING EQUIPMENT

=

**TIFTON
TURF
FARMS**

CALL 1-800-841-6645

outside Georgia and 912-386-8061 in-state about your turfgrass job,
or write P.O. Box 1912, Tifton, Ga. 31794

Since we grow, harvest and plant our own turfgrass,

we know turfgrass from the roots up!

(continued from page 37)

SUMMARY

If I can possibly summarize this discussion on turf fertilization, it might be something like this:

A healthy, well-maintained golf course can be a beautiful landscape which has great functional and aesthetic value. However, such an environment doesn't just happen! It is the result of a lot of hard work and is realized only if its plants are grown under near ideal conditions. This includes adequate light, air, water, proper temperatures, a suitable soil to grow in and a supply of essential nutrients.

A good fertilization program is a vital part of your management system and one tool you have control over. Proper fertilization involves a basic understanding of plant nutrition, soil science and fertilizers.

There is probably no single magical fertilizer or fertilization program even though there are frequent claims to that effect. First, realize that all plants require the same essential elements in proper amounts and proportions. Several nutrients like nitrogen, phosphorous and potassium are required in much greater quantities than others but all 16 are essential. Secondly, use soil testing only as a guide to help you decide when and how much phosphorous, potassium, calcium and magnesium are needed and if soil pH needs to be adjusted. And finally, design a nitrogen fertilization program to produce acceptable quality turf for your particular golf course. In most instances, a satisfactory nitrogen fertilization program can be achieved using one or several materials. The critical thing is to understand the characteristics of each material and to use them accordingly. One material may be easier to apply, safer, less expensive to buy or apply, or more effective than another in any given situation. But, there is no perfect recipe for all turf. You must formulate your "best" program for your conditions. You can achieve this goal if you understand the basic principles we have covered in this discussion. ■


REPRINTED FROM PROCEEDINGS
OF THE FLORIDA TURF-GRASS
MANAGEMENT CONFERENCE

New From Lebanon

Now available for fall fertilization — Country Club 8-4-24, a new homogenous formulation with 30% WIN and 100% Sulphate of Potash. It is specifically designed for three specific turf applications:

- (1) Fall and Late Fall Feeding.
- (2) Where Potash Levels are Low.
- (3) Where Low Nitrogen and Higher Potash is Desired.

With one simple application during the growing season, Country Club 8-4-24 will help insure winter and summer hardiness, increase disease resistance, and promote more erect growth.



New sandtrap rakes with fiberglass handles are available now from LESCO, Inc., Rocky River, OH.

The more durable fiberglass handle will not warp. The yellow color has been molded in and not painted on. In addition to the change in the handle, improvements have been made to the rake mold to make available a rake head with or without a spike. Heads to fit the standard wooden handle LESCO trap rake will be available, too, with or without a spike. The rake heads will continue to be available in yellow or black.

The new fiberglass handle LESCO TRAP RAKE joins the complete line of golf course accessories and turfgrass equipment replacement parts available from LESCO, Inc.

ARBOR

Tree & Landscape Co., inc.

Equipped for the Large Job
Not too big for a Small Job

A COMPLETE SERVICE COMPANY

- Expert Personnel
- Stump Grinding
- Root Pruning
- Trimming, Removal
- Planting, Transplanting
- Bracing & Cavity Work

732-2211
499-4461

ARBOR
TREE &
LANDSCAPE