

Randy Kane of the CDGA took the stage after lunch to discuss Velocity® for poa control.

He has conducted some trials at Peoria Country Club. Some key points of his presentation include:

- READ THE LABEL
- It is toxic to all poa species
- It is taken in by the plant via foliar uptake
- No pre-emergence control, no prolonged soil activity
- The new formulation is easier to work with
- 10-30 grams Ai/A per application, multiple applications required
- Can seed ten days after last application
- Apply four weeks after bent germination
- Works best on fairways with lost infestation
- Late spring, early autumn is the best time
- Not labeled for greens

Jack Fry came back out for the last presentation of the day, on the topic of Turf Water Use and Drought Resistance.


His key points included:

- For water movement to occur, a water potential gradient is needed
- Water absorption is governed by extent of rooting
- Water loss from a turf canopy occurs primarily by:
  - Evaporation
  - Transpiration
  - Respiration

What can be done to save water for golf course use?

- Monitor ET
- Use moisture measuring tools to monitor soil moisture
- Improve efficiency of irrigation delivery
- Reduce the amount of irrigated turf
- Irrigate deeply and infrequently
  - Irrigating deeply and infrequently promotes:
    - Deeper rooting
    - Greater total root production and development of longer root hairs
    - Reduces soil compaction
    - A reduction in the incidence of some diseases such as dollar spot and summer patch
    - Better turf quality during dry down if turf was previously watered infrequently
    - During mid summer, bentgrass and annual bluegrass may require more frequent irrigation due to limited rooting

The presentations covered a lot of ground on different stresses to turf. It was a good review to help shake the winter cobwebs and help get our heads right. The golf season is here, and the seminar was a great way to start thinking about growing grass for another season in the Midwest area. Our thanks go out to all of our speakers and the people behind the scenes who made it happen. Despite the weather, it was a good day. -OC




**Dirt~n~Turf**  
Consulting, Inc.

***USGA Physical  
Analysis and Quality  
Control***

***Profile Management***

***Soil & Tissue Analysis***

***Independent  
Irrigation Analysis***



David Marquardt - Consulting Agronomist  
630-251-1511      Dave@dirt-n-turf.com  
www.dirt-n-turf.com



**Growing Solutions, Inc.**

*"Solving The Water Quality Problems Of Our Customers."*

- pH Control Of Irrigation Water
- Fertigation Injection Equipment
- Amiad Filtration Equipment
- Organic Sediment Removal From Ponds





- Water Fountains
- Aerators
- Water Falls

*"Our solutions are your solution"*

---

For Information, Sales or Service call 800-816-4041  
www.yourgrowingsolutions.com

## MIDWEST PERSONALITY

Ed Braunsky, CGCS, Geneva Golf Club



Job Title: **Golf Course Superintendent**

MAGCS member since: **1983** Where's my 25 year pin?

Date of Birth: **7/01/62**

Place of Birth: **La Grange, Illinois**

Current Residence: **Batavia, Illinois**

College/Degree: **"THE" University of Joliet Junior College**

Spouse/Children: **Wife: St. Sue. Children: 2 that I know about. Ben is a sophomore at DePauw University and Emily who is a sophomore at Batavia High School.**

My favorite childhood memory is: **Working with my Dad at the golf course.**

My personal hero: **Jesus Christ**

My professional mentors: **Ed Braunsky Sr. and Albie Staudt**

Favorite Actor: **Clint Eastwood**

Favorite Musical Performer: **Mike McDonald (Doobie Brothers)**

Favorite Restaurant: **Harner's in North Aurora**

Favorite "Pig Out" Food: **Good nachos**

Favorite TV Show: **Andy Griffith**

Favorite Color: **PURPLE**

Favorite Professional Sports Team: **MINNESOTA VIKINGS**

Favorite Pro Athlete: **Adrian Peterson (Purple Jesus)**

Favorite Pro Golfer: **Tiger Woods**

My Handicap Index: **Ha Ha (20 something)**

My favorite place to play golf is: **Orchard Valley (Harry can I get a tee time?)**

My best/most memorable round ever: **At the Geneva Golf Club (39 for 9 holes).**

The most interesting/exotic place I've ever traveled is: **Jamaica (great nude beaches)**

The book I've been recommending lately: **Sports Illustrated Swimsuit Issue**

The last great movie I saw was: **Million Dollar Baby**

In my spare time, I enjoy: **ESPN, the Weather Channel, and TV Land**

Three words that best describe me: **stud, funny, regular**

What I enjoy most about my job: **Standing back and saying "I had a part in doing that!"**

What I dislike about my job: **Lack of communication**

I'm a Midwest member because: **You kinda have to be with that GCSAA thing. No, I love the MAGCS and all that it does for the game of golf and its members! -OC**

### Shoreline Sand Company

Your source for USGA quality golfcourse aggregates.

- 90/10 topdressing with **Dakota Peat**
- **Green Dyed** topdressing sand
- **USGA** bunker sands
- **Cartpath** material
- Limestone and Gravel
- **Custom** construction blends

Phone: 219.878.9991 • Fax: 219.878.9989

301 West U.S. Highway 20 • Michigan City, IN • 46360



**ILLINOIS PUMP, INC.**

2525 S. Clearbrook Drive • Arlington Heights, Illinois 60005  
Your reliable source for pumps, motors, equipment and professional service

**24-Hour Emergency Service**  
Call 847-ILL-PUMP (847-455-7867)

♦ **WE RESPOND!** ♦

Sales • Service • Parts

James "Big Jim" Shanley

Phone: 847-439-9205 EXT 238

Fax: 847-439-9388

E-mail: jim@illinoispump.com

www.allthatswildlife.com

Serving Chicagoland & Suburbs  
& Greater Lake Geneva Area  
24 Hour Service Available

- Humane Capture Methods
- Over 20 Years Experience
- Licensed & Insured



**ALL THAT'S WILDLIFE**

Nuisance Animal Solutions

**Rick Wilberschied**

President

P.O. Box 781

Harvard, IL 60033

815-560-7421

847-980-5561

630-291-8274

- Residential
- Commercial
- Municipal
- Golf Courses

## SOIL and WATER

SCIENTIFIC ANALYSIS

**V. J. ZOLMAN & SON**

*Turfgrass Soil and Irrigation Water Specialists Since 1964*

Locally based services include Physical Soil Testing,  
Tissue, Lime and Audubon/Environmental Analysis

**Fax (630) 964-9769 Tel (630) 964-9702**

**7100 Blackburn Ave. \* Downers Grove, IL 60516**  
*Lab Services by Brookside Laboratories Inc.*





ARTHUR CLESEN INC.

*Dedicated to Service!*

**See the difference.**

**Quality products • Priced competitively • Prompt delivery**

You get fast, courteous service from Arthur Clesen Inc.

We've staked our reputation on it.

Try us and see the difference.

▶ **WHEELING** p. 847.537.2177 f. 847.537.2210 ▶ **MOKENA** p. 708.444.2177 f. 708.479.9477

**Nels J. Johnson Tree Experts, Inc.**  
Since 1930

**A Tradition of Excellence.**

More than 75 years of complete, dependable and economical tree service for residential homes, municipalities, schools, industrial areas, parks and over 125 golf courses.

847-475-1877

fax: 847-475-0037

[www.nelsjohnsontree.com](http://www.nelsjohnsontree.com)

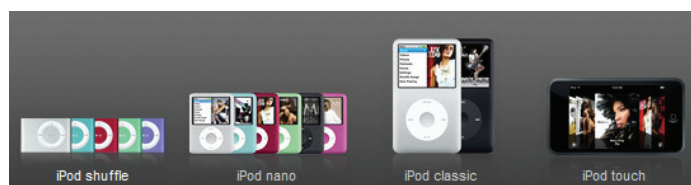


# So You Got an iPod for Christmas— Time to Open it Up

Larry Collins (plain text)  
John Gurke (*italic text*)



I'm John Winger. You know, the guy Bill Murray played in "Stripes?" The guy who tells his fellow soldiers that if and when they head into battle, "I'll be right there behind you." That's me. Literally. I just never have pictured myself as the guy who gets shot jumping out of the trench first. I see myself more as the guy who waits and sees what happens to the other guys and then kinda crawls out and skulks along, not joining the fray until my life depends on it. This is the same mantra I have followed in many aspects of my life, and particularly with regard to technology. I'm not the guy who bought the first-ever personal computer, the first-ever cell phone, the first-ever anything. Oh, I eventually got on board and made the leap – I had that phone that weighed 6 pounds and was as big as a cinder block. I was eventually wooed by the Walkman and enticed by the internet. I reluctantly wound up with the digital this and the GPS that, along with countless other cool gadgets – But I Never Had Them First. I finally joined the living and bought a flat screen TV that says it has 1080 somethings (just in time for it to be obsolete no doubt). Hell, I just got my first Blackberry last month. Don't get me wrong – I do reap some actual benefits from this mentality. I have a large resource keg to tap for instructions on how to make the damn things work – the keg's contents being the friends and family who have already taken the plunge (the ones who jumped out of the trench first).



So, when I was blessed with the gift of an iPod for Christmas (which, having been on the market for more than several years and in the hands of most of the world's inhabitants, was on my "must have" list), I decided that I would tap that keg again. No matter who I approached, the first suggestion from all of them was, "Ask your kids – they'll show you how." Not wanting to completely shatter their already-fragile view of dad's technological prowess, I decided on a different tack. I thought long and hard, asking myself this question: Who do I know that could set me on the path of electronic enlightenment? Who could rescue me from the morass of my techno-incompetence?

Whose name is synonymous with Geek Squad? Then it hit me – my rescuer would be Larry Collins from EC Design Group. I have known Larry for years, going back to his Chicago Turf & Irrigation days, and have always been awed by his knowledge of all that is foreign to me. Having worked with Larry this past year on an irrigation project, my admiration for his understanding of electronic gizmos only increased.

And knowing that he travels about 364 days a year, I figured he had this iPod thing pretty well down. So, without further ado, I give you Larry Collins and his 10 (or fewer) easy steps to making that iPod sing for you...

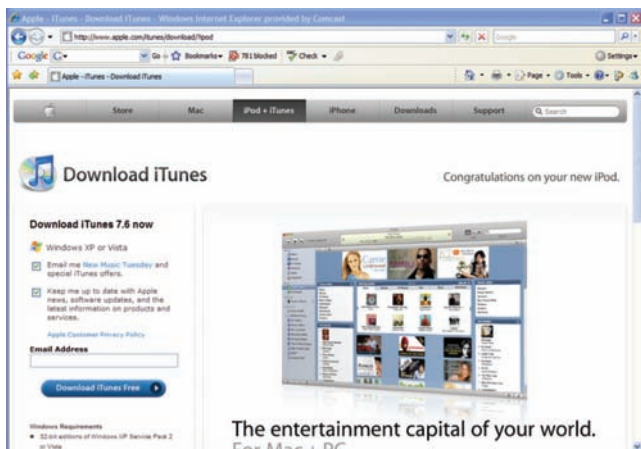
Thanks John, the comparison to Geek Squad is not one I relish, but thanks for the compliment ....I think!? The process



for setting up an iPod and iTunes is very easy as you will see as we go through the basic setup procedures. I always found it interesting that every time that I went to work on John's computer, the iPod was closer to the keyboard than the week before. After having to move it off the keyboard, I finally asked John if he would like some help installing the iPod and getting it going. *Sharp as a tack, that Larry – really picks up a hint, huh?* Feigning confusion as to what I was talking about, he “reluctantly” let me “help” him install it. His plan worked, and I hope he will start using it soon. *I am – I have 2 songs on it.* The same held true with his new Blackberry, but that is for a whole different conversation. *A conversation that will have to be held over a land line until you fix me up.* With most things electronic these days, following the directions is key. *Ouch – is my nose bleeding? Cuz I think I just took a shot.* I did not heed my own advice with my first iPod and had it stuck in Japanese for a day before I figured out how to reset it.

The one misconception about having an iPod is that you have to buy all of your music through iTunes. All of the music that you have on your computer can be imported into iTunes and any CD you have can be downloaded into iTunes and then synchronized into your iPod. Video iPods are a little different and it is a little more involved to import DVDs into iTunes, but it can be done. *Baby steps, Larry, baby steps...*

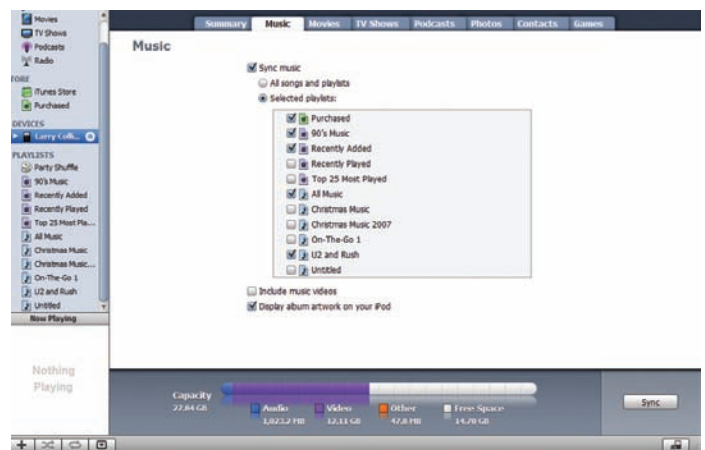
The iPods that are out there now do not come with installation CDs. The instructions say to go to [www.apple.com/ipod/start](http://www.apple.com/ipod/start). This will instruct you how to load iTunes to your computer. It installs fairly quickly and automatically configures where your music will be saved. Unless you choose differently, it will be in the My Music folder of your My Documents folder. It creates an iTunes folder and from now on everything is sent to that folder. If this is where all of your music is already stored, it will make the process of importing music to your iPod very easy.



Once iTunes is setup, the first thing it will do is send you to the iTunes store. Setting up an account attached to a credit card is very easy and once you do so you are off and running. Downloading music and movies from the site is very simple. Entire albums can be downloaded as well as TV shows. You find the song/video you want, click “purchase” and it downloads it to your computer. It is then added to your music/movie library and available to be downloaded to your iPod. Again, if you don't want to buy anything, the music that is already on your computer and the CDs that you own can be installed on the iPod.

After iTunes is installed, connect your new iPod to a USB port (if you are not sure what this is, just stop reading here and call Gurke and he can help you with the rest of the installation!) *Don't call the Blackberry.* Once connected, iTunes will recognize the iPod and start the synchronization process. It will ask you to name the iPod. If you are synchronizing multiple iPods with iTunes, the name is very helpful. It will update the software, if any software updates are available, and register the iPod. Once the synchronization is complete, the software will tell you, and you are then free to start creating playlists.

To create a playlist, highlight the word **Playlist** on the left and click on the “+” sign at the bottom left of the screen. It gives you the opportunity to name the playlist at this time. After naming it, go up to **Music**, under **Library** at the top left of the screen. This is where your music library is stored. Just click and drag the songs you want from the library to the playlist in which you want the songs to play. After making your playlists, synchronize your iPod and you are off to the races.



Depending on the size of your iPod (not the physical size – the amount of memory the device has), you may not be able to fit all of your music on your iPod at one time, because like most things in life, size does matter. This is where the creation of Playlists is helpful. If you are using an iPod Shuffle, you can make your playlists, and then at the bottom of the **Contents** tab at the top middle of the main screen, there is a button named **AutoFill**. To the right of this button it says “**Autofill from**” and gives you the opportunity to import your entire Music Library or selected playlist by going up and down through the list. After choosing the desired playlist, click **Autofill** and the iPod will begin to sync. **Never** try and remove an iPod before it is finished syncing. *The world could blow up if you do.* It will tell you at the top of iTunes when you can disconnect it.

On a Video iPod or Nano, there is a screen that lets you check off which playlists you wanted synchronized. This is again a helpful tool. If you break your music up into playlists and you don't need Christmas music on the iPod in the summer, you can remove it and add other things. The other benefit to playlists is that they help organize music so you're not scrolling through 500 songs looking for that one gotta-hear-it-now song.

The iPod charges as it is plugged into the computer. You do not need to plug it in anywhere else. Just make sure that if your computer is off, you realize that your iPod may not

(continued on next page)

charge depending on how your computer is setup. Mine does not. *Mine does—ha ha.*

If you run into any trouble with your iPod, go to [www.apple.com/support/ipod/five\\_rs/](http://www.apple.com/support/ipod/five_rs/). This website lets you pick the specific iPod you have and gives you five easy steps to help fix any problems you may have. There will be periodic updates for iTunes and your iPod. You will be notified of these updates each time you open iTunes. It is a good idea to do these updates to get the most out of your gadget.

This may seem like a long and confusing process, but in reality the entire thing should take you as little as 10 minutes to accomplish. For John, it took no time, because I did it for him. *There goes the other nostril—bleeding like a stuck pig it is.* Now I just need to get him to start using it!



Who says I'm not using it? -OC



**CLESEN**  
**WHOLESALE**

**Your best source for annual flowers.**

---

- Begonias
- Grasses
- Petunias

- Coleus
- Impatiens
- Pansies

**Tim Clesen ext 16**  
Evanston, IL 847-869-2257

**Tom Clesen ext 12**  
[www.clesen.com](http://www.clesen.com)



**Bayer Environmental Science**

John Turner  
Sr. Sales Specialist - Golf

Tel: 630-443-7807  
Fax: 630-443-7839  
Mobile: 630-215-6110  
[john.turner@bayercropscience.com](mailto:john.turner@bayercropscience.com)



28322 Ballard Road  
Lake Forest, IL 60045

Telephone: 847-281-9400  
Fax: 847-281-9780



**Master of the Links®**

**Course Accessories and A Lot More**

[www.masterofthelinks.com](http://www.masterofthelinks.com)

**Toll Free (888) TURF-888**

Local (630) 545-2474  
Fax (630) 545-2782

**RIVERWALLS LTD.**  
P.O. Box 562, Barrington, Illinois 60011

**GOLF COURSE ENHANCEMENT**  
Shoreline Stabilization, Creek Crossings  
Stream and Spillway Re-Construction

DARRYL SCOTT BURKETT  
C.E.O.

1-888-254-4155  
OFFICE: 847-382-9696  
FAX: 847-516-0116  
MOBILE: 847-366-5400  
E-mail: [info@riverwalls.com](mailto:info@riverwalls.com)

Since 1968 Division of STL Corp. BUY EXPERIENCE



- Precision Tank Tightness Testing
- Upgrades for Tanks & Leak Detection Systems
- Install Underground & Aboveground Fuel Tanks
- Removal of Tanks

**Your Complete, Professional Tank Experts**  
Please contact us at:  
1-800-773-Tank or 630-375-6121





## KOELPER GOLF COURSE CONSTRUCTION COMPANY

**DARRELL KOELPER**  
PRESIDENT

GOLF COURSE  
CONSTRUCTION & REMODELING

MARENGO, IL

OFFICE: 815-568-8382  
FAX: 815-568-1048  
HOME: 815-568-6603

**Jeff Leuzinger**  
President



Phone: 847.627.0538  
Fax: 847.683.4087  
E-mail: jeff@legacyproductsonline.com

47W115 Kelley Road  
PO Box 485  
Hampshire, IL 60140

**TURF & ORNAMENTAL SUPPLY**

[WWW.LEGACYPRODUCTSONLINE.COM](http://WWW.LEGACYPRODUCTSONLINE.COM)



Brian S. Winkel  
Territory Manager  
Professional Products

Syngenta Crop Protection, Inc.  
835 Myers Road  
Sugar Grove, IL 60554  
Mobile 630-391-2170  
Fax 630-466-3784  
Toll Free 800-334-9481  
[www.syngentaprofessionalproducts.com](http://www.syngentaprofessionalproducts.com)  
[brian.winkel@syngenta.com](mailto:brian.winkel@syngenta.com)



*"Golf Course Work  
a Specialty"*

## LEMONT PAVING CO.

EST. 1957

**MURPHY'S**

**Tracy Murphy**

11550 Archer Ave., Lemont, IL 60439  
(630) 257-6701 • FAX 630-257-5194



## COMMERCIAL TURF & TRACTOR CONTRACTING, SALES, SERVICE, PARTS

*Trust Your Turf to Us!*

- Terra Spike® Deep-tine Aeration • Overseeding & Slit Seeding • Core Collecting •
- Greens, Tees, Fairways, Sports Fields • Complete Turf Renovation •



**1-800-748-7497 • Bryan Wood, owner**  
Serving the Industry for over 25 years  
Check out our demo and trade-in equipment for sale  
[www.commercialturfandtractor.com](http://www.commercialturfandtractor.com)

*On Course and the MAGCS thank our May advertisers.*

Accurate Tank Technologies	Kaplan Trucking and Paving
All That's Wildlife	Koepler Brothers
Arthur Clesen, Inc	Legacy Products
BayerEnvironmental Science	Lemont Paving Co.
Brookside Laboratories Consultant	Martin Implement Sales
Bruce Company, The	Master of the Links
BTSI	Municipal Well and Pump
Burris Equipment Company	Nels J Johnson Tree Care Experts
Central Sod Farms	Old Dutch Sand Company
Chicagoland Turf	Organic Sediment Removal Systems
Clauss Brothers, Inc.	Palatine Oil Company
Cleary's	Phoenix Environmental Care
Clesen Wholesale	Prime Turf, Inc.
Commercial Turf and Tractor	QualiPro
Dirt-n-Turf	Rabine Paving, Inc.
Dunteman Turf Farms	Reinder's, Inc.
GRO Horticultural, Inc	Riverwalls Ltd.
Growing Solutions, Inc	Sediment Removal Systems
H & E Sod	Shoreline Sand
Halloran & Yauch	Syngenta
Hollembeak Contruction	Timberline
Huber Ranch Sod Nursery	TJ Emmerich Associates
Hydrologic	Valent, USA
Illinois Pump, Inc.	Waupaca Sand & Solutions
John Deere Golf	Wild Goose Chase
JW Turf	

**Paving the Finest Golf Courses on the North Shore**

# KAPLAN

TRUCKING & PAVING CO. INC.

## 847 • 949 • 1500

M.A.G.C.S. Member

P.O. Box 200 • Lincolnshire, IL 60069 • [www.KaplanPaving.com](http://www.KaplanPaving.com)

