


Peters Fertilizer— Pure Performance In Every Drop.

Peters Turf and Landscape Soluble Fertilizers are engineered with purer, higher quality ingredients. This guarantees safe, effective performance. Contact your distributor today. Or, call us toll-free at 1-800-492-8255.



© 1991 Grace-Sierra Horticultural Products Company.
Peters is a registered trademark of Grace-Sierra Horticultural Products Company.

A COMMITMENT TO SECURE YOUR FINANCIAL FUTURE

CASSARA
ASSOCIATES

LOUIS J. CASSARA, CLU, ChFC
CHARTERED FINANCIAL CONSULTANT

FOR A FREE BROCHURE CALL 708-368-3120

2015 SPRING ROAD • SUITE 100 • OAK BROOK, IL 60521

BUSINESS • ESTATE • FINANCIAL PLANNING

Just a Bunch of Holes in the Ground.

Until you apply design to the landscape, what have you got? We're involved with some of the area's finest golf courses, providing design solutions that truly enhance the game. Call us at 708.851.9977.



GOLF COURSE
ARCHITECTURE
LANDSCAPE
ARCHITECTURE
RECREATION &
LAND PLANNING

(Aerial Photography continued)

Of all this, the most crucial element for a successful project is YOU — the client. In order for us to do our job and get the results you expect, you have to communicate what your needs are and what purposes the photographs will serve. You will have to determine what close-ups and wide angle shots are desired, what time of day or specific day is preferred. A good aerial photographer will abide by your wishes and take additional shots of your property as necessary.

Guaranteed patch disease control.

Any fungicide can claim patch disease control. But only Rubigan® fungicide guarantees it in writing. If you don't see at least 80% control of your necrotic ring spot, summer patch and Fusarium blight, we'll replace your Rubigan free. It's the only labeled product for patch diseases.

- Rubigan also offers:
- Broad-spectrum control — 14 turf diseases in all, including dollar spot and anthracnose.
 - Prevention or treatment — your choice.
 - Ornamental disease control.

Ask us today about the unique Rubigan guarantee.



Bart Marshall
Territory Manager
(708) 372-1820

*Trademark of DowElanco

Repetitive Motion, Repetitive Motion ...

by Marty Baumann, Supt.
Fresh Meadows G.C., Hillside

As we settle into our summer routines, we may have a tendency to settle the same person into the same job, to be done the same way each day. This habit brings about repetitive motion, which brings about repetitive motion injuries. A repetitive motion injury, or RMI, is a cumulative trauma of associated tissues. These injuries are caused by regular, repeated movements and can affect employee morale, productivity and attendance. With prevention or early detection, these types of injuries will not be a source of problems in your operation.

The easiest way to avoid RMIs among your crew is to cross train all employees. RMIs can affect the upper or lower arm, elbow, wrist, back, shoulder, neck, chest, hips and even lesser joints. Cross training your crew allows you to move personnel from job to job on a daily or weekly basis. Keeping personnel off the same machine or the same job every day will provide many benefits for your course. First, the job becomes more interesting, so morale increases. By doing something different, the crew will pay closer attention to the job and should be working in a safer manner. Finally, it will lower the chance of RMIs.

I know there is a downside to cross training — maintaining the standard of job you expect. But as a trainer, you will need to be both flexible and diligent to get the highest quality work out of all your employees.

I know there is a downside to cross training — maintaining the standard of job you expect. But as a trainer, you will need to be both flexible and diligent to get the highest quality work out of all your employees.

The other side of the issue is the early detection and treatment of an RMI before it becomes a problem. The most common symptoms of RMI occur during or in the hours just after the activity. The symptoms can be some or all of the following: numbness or a tingling sensation in the joint, difficulty with range of motion, cool or pale skin, difficulty in moving the fingers, wrist or elbow. If you have an employee displaying these symptoms, have them see a qualified health care professional. The treatment can run from simple exercises to medication to some kind of support or brace for the joint in question. At that point, your best move is to follow the treatment and advice of the health care provider.

Remember, staying healthy pays off for you and your crew. Avoiding RMIs will keep the potential of a long-term problem out of your operation.

“June Bug Time”

June — knowing Summer's on the way,
Blends Spring into a Summer Day.
What a wonderful way Nature arranges things,
Summer arriving in the midst of Spring.
Golfer's inspired in moments of delight,
The Golfing Season's here — all is right.
Now, if the June Bug is kind, pestilence zero,
We may get lucky and become a Hero.

Kenneth R. Zanzig

GOLF COURSE DESIGN/BUILD SERVICES

NEW GOLF COURSES GOLF COURSE RENOVATIONS



815•923•1868

SCIENTIFIC SOIL and WATER ANALYSIS

performed by

Turf Soil Specialists Since 1964

V. J. ZOLMAN & SON

**** * * * * *

**Analyzed soils and waters at more than
100 courses in the Chicagoland area**

**Includes a written report and recommendations
for the top quality turf production**

also performing

Tissue Analysis

Physical Analysis



(708) 387-7782

(312) 461-3679

We are locally based

8516 Brookfield Ave. * Brookfield, IL 60513

PRECISION BLENDED TOP DRESSING

Custom blended to your specifications
by our modern equipment.

*Buy when you need —
Eliminate costly storage*

We sell an air-dried, uniform and
free flowing top dressing.

ASK THE MAN WHO HAS USED IT.

HENRY FRENZER

Area Code 708
658-5303

620 Webster St.
Algonquin, IL
60102

(On the Waterfront continued)

evacuate the water from all lines. A pressure gauge should be installed on the pipeline near the compressor and monitored continuously during the operation. Pressure should be built up slowly to allow the water columns to begin moving gradually, avoiding any sudden pressure surges. If the line pressure gauge fluctuates dramatically, the air pressure should be reduced to lower the risk of pipe damage.

SUMMARY

PVC piping offers many advantages over other types of piping, especially to the irrigation industry. If the systems are carefully designed, installed, and maintained, the piping will give years of satisfactory service. However, inadequate consideration of potential hydraulic situations, faulty installation, or improper operation can lead to significant problems, if not immediately, then at some time in the future. The cost of system failure is too great to ignore these potential problems, especially since moderate adjustments in system design can eliminate many of these problems. We hope that using the guidelines presented herein will aid designers and operators in meeting the rigorous demands placed on them. We also hope that additional performance testing can be accomplished on Schedule 40 and 80 fittings and that, ultimately, all PVC fittings can be pressure rated to eliminate the confusion that now exists in regard to their appropriate application.

Great pythium protection. Great new formulation.



(We're listening to you.)

RHONE-POULENC AG COMPANY
P.O. Box 12014, 2 T. W. Alexander Drive
Research Triangle Park, NC 27709
919/549-2000

Contingency Planning

by Glenn Bereiter
Steeple Chase Golf Club

In early January of this year, a seminar sponsored by GCSAA on environmental considerations in Golf Course Management was presented at Oak Brook Hills Hotel and Resort. A number of subjects were discussed during the two day seminar, including benefits of a golf course community, groundwater contamination, policies concerning wetlands, legal liabilities, Community Relations and Perceptions, Contingency Planning and many more.

The area that I would like to explore a bit further in this article is that of Contingency Planning. Actually, an entire seminar could be devoted to developing, implementing and updating a Contingency Plan. Since attending the seminar in January, I have read numerous articles dealing with the importance of developing and implementing a contingency plan. This is an area like Underground Storage tanks, or Rinse Pads, or Community Right to Know, that is part of the compliance package that you haven't heard much about, until recently. While gathering information required for the plan, the Fire Department, Police Department and Hospital all mentioned that this will be the first copy they will have received from a golf course.

So, what is a Contingency Plan? Basically, it is a plan that outlines what you as a superintendent, and your employees will do during a potential crisis

So, what is a Contingency Plan? Basically, it is a plan that outlines what you as a superintendent, and your employees will do during a potential crisis to reduce confusion and prevent a major accident from occurring. How many of us have taken the time to consider a worst case scenario at our golf courses involving a fire, a chemical spill at the club, or during transport off-site, or an explosion? Who would be responsible to call the police or fire departments? At that point is a decision made that a situation is too large to handle internally? If the area is to be evacuated, what is the quickest route? Who would direct the traffic, both out of the parking lot and out on the street?

If a fire was to start at your facility, where is the nearest hydrant, and what is its thread size? Does the fire department know, and have they been to your facility recently to see the layout so they can react quickly and as efficiently as possible?

If there was a pesticide spill, do you have, in your maintenance facility the necessary equipment to clean it up? If not, who is your Hazardous Chemical Clean-up Contractor? What equipment do they have available for clean-up and what is their response time?

All of these questions and many more are answered when you complete an Emergency Contingency Plan. I'm sure that we are all responsible professionals in this business, but a crisis can happen to any one of us. I feel we owe it to our employer, our employees, the community and the environment to develop a Contingency Plan. Once it is completed, send copies to the proper agencies, train your employees regularly, and periodically update it.

There are nine sections to the outline we received in the information notebook at the seminar:

1. Emergency Coordinators and Alternates list.
2. Response Agencies.
3. Response Agreements.
4. Facility Maps.
5. Area Map.
6. Product Inventory.
7. Emergency Equipment Inventory.
8. Emergency Procedures.
9. Plans on File List.

Section 1 — Emergency Coordinators and Alternates List. Primary Emergency Coordinator/Name, Address, City, State, Zip Code and Phone Number. Alternates List/Two members of your staff along with the same information as above. Key Employee/A contact who is available at night, on weekends and holidays. Their name and phone number is needed.

Section 2 — Emergency Response Agencies. List the following agencies and their telephone numbers: Fire Department, Police Department, Sheriff Department, EMS/Ambulance, Doctor, Hospital, Poison Control Center, Local Emergency Planning Committees, Illinois Emergency Response Committee, State Emergency Disaster Agency, National Response Center (1-800-424-8802), CHEMTREC (1-800-424-9300), Chemical Manufacturers, Electric Company, Gas Company, Cleanup and Containment Specialists, Attorney and Media (Radio and Television).

During an emergency phone call to any one of these agencies be sure to include: your name and call back number, location, description of occurrence, name of chemicals involved and class, extent of injuries, potential dangers to the environment and neighbors.

(continued on page 19)

Schroeder's Nursery, Inc.



TREES

• SHRUBS •

EVERGREENS

RICHARD A. SCHROEDER

CARL DRAVIS

Specializing in Large Caliper Trees
We offer complete installation

TELEPHONE: 708-546-9444

23379 W. Route 60 — Grayslake, Illinois 60030
Located on Route 60 between Rt. 12 (VOLO) & Rt. 83 (IVANHOE)

Photos of Combined Golf Day

by John Meyer



*Jack Lagershausen
IIF Executive Director*



The workers



The onlookers




The audience



The eaters

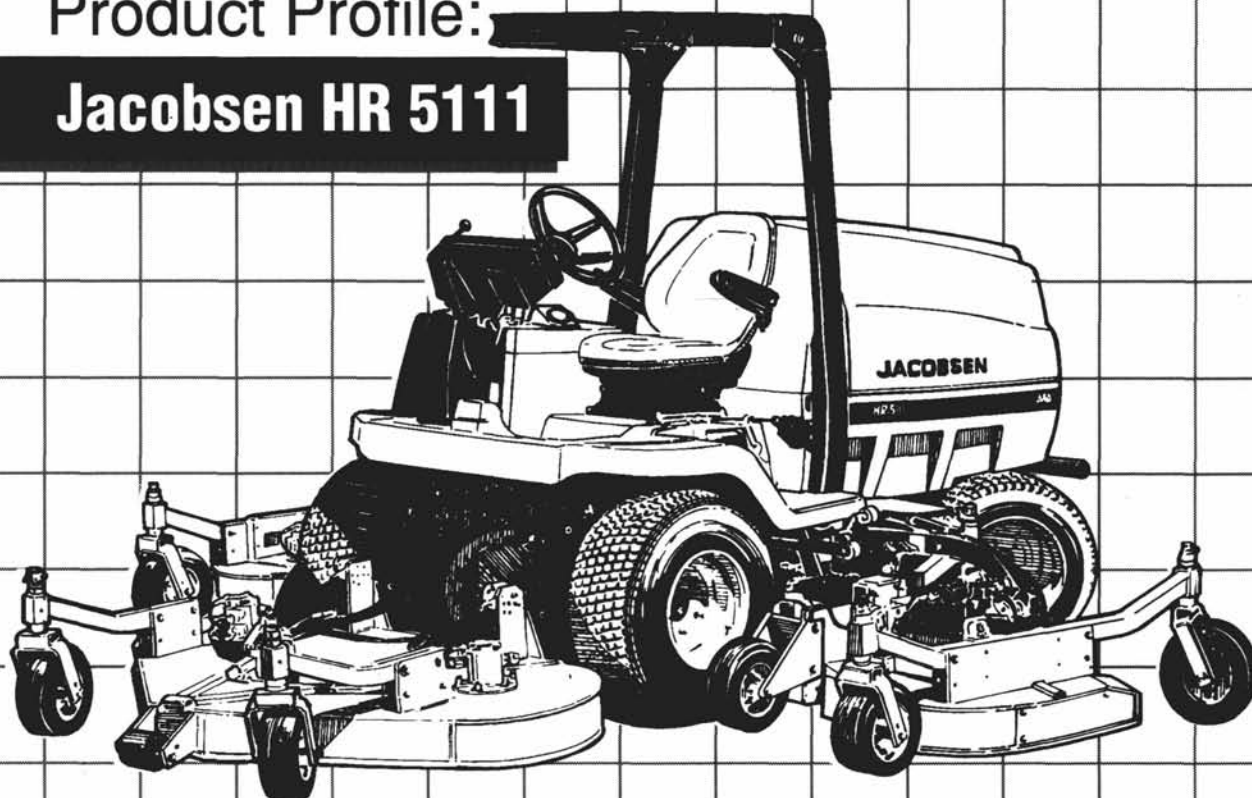


The drinkers



The winners, Dave Louttit and Mike Heiser

Product Profile:
Jacobsen HR 5111



- 11' 6" cut, three ANTI-SCALP decks
- Counter Rotating, rear discharges - CLEAN cut
- Four wheel drive, ALL WEATHER capabilities
- 11" Trimming left and right
- LIGHT WEIGHT, weighs 1/2 of the 16' rotaries
- PRODUCTIVE, 6.3 acres/hour at 5 mph
- Two year or 1500 hour warranty, BEST in the industry



illinois lawn equipment, inc.

16450 South 104th Avenue • Orland Park Illinois 60462

708-349-8484



Technology Backed By Tradition



Upcoming Events — Mark Your Calendar

- June 21** — MAGCS meeting at River Forest G.C.
July 19 — MAGCS meeting at Poplar Creek G.C.
August 4 — ILCA Field Day at Shemin Nursery
August 9 — MAGCS meeting at Lakewood G.C.
August 21 — MAGCS Family Picnic & Kane County Cougars
August 30 — John Deere Golf Tournament at Elgin C.C.
September 21 — MAGCS meeting at Shoreacres G.C.
October 4 — MAGCS meeting at Bartlett Hills G.C.
November 10 — MAGCS Turf Clinic at Medinah C.C.

Happy 89th Birthday to Mrs. Ray Gerber — June 12!!!!

Bill Kraft sends a thank you note to the following Gin Rummy Tournament players who contributed their day to him. "At this time I would like to give all a special thanks for their interest for my recovery. It's so nice to be thought of in such a special way." Thanks to: Peter & Paul Voykin, Mike Bavier, Carl Hopphan, John Ebel, Jim Burdett, John Lebedevs, Trent Bradford, Wally Fuchs, Jr., John Berarducci, Donald Dodd, Arthur Clesen, Jr., Kenny Goodman, Dudley Smith, Bob Rigney, Jay Druhan, Way Thompson, Artie Weiler, Bruce Williams, Ray Schmitz, Oscar Miles, Fernando Fernandez, Wayne Trometer, Robert Spicer, Don Saffold, Jerry Schuetz, and Jerry Arden.

For Sale: A five gang set of Blitzer mowers, \$500 or best offer, an Ideal Bed Knife Grinder, with reworked heavy duty table — \$400. Call Glenn, Ivanhoe Club, 708/566-9257.

Jerry Arden has some lab puppies for sale. They make for great goose control on golf courses. Call for info: 708/255-2033.

Tom Jauch is looking for a 2nd assistant at Thorngate C.C. Call Tom at 708/945-0568.

NECROLOGY

It is with a deep sense of loss that we announce the death of a long time member of the MAGCS, Del Koelper. Del died in late April. Del will be missed by all.

Several opportunities available for a sales rep for exclusive product. Market to golf courses, landscapers, and turf industry. Formal education or golf course experience. Contact AGRO/TECH 2000, Inc. Call: 215/598-3132 or 908/922-4743.



This is the fourth generation "greenkeeper" — Carrie Dinelli, 1 year old, daughter of Dan, granddaughter of Joe, and great-granddaughter of Frank Dinelli, Sr.

The Northern Illinois Toro distributor has an opening for an irrigation service technician. A working knowledge of electrical controls is required. Good customer service communication skills essential plus a strong interest in P.C. computer usage. Send a resume to CTI, 1170 W. Ardmore, Itasca, IL 60143-1356.

Assistants Needed: Call John Krutilla, CGCS, Geneva National G.C., 414/245-8100. Also call Joe Voss, Sr., Ruffled Feathers Golf Club, 708/257-0163.

Congratulations to Glen Bereiter on becoming a Superintendent of Steeple Chase C.C. on May 22, 1993.

MAGCS Monthly Meeting — June 21, 1993 River Forest Country Club — Host: Joel Purpur

Lunch: 11:00-12:00, 12:30 Shotgun Start. Event: 2 man team total.

The field is limited to the first 120 members — no guests

Cocktails at 5:00 p.m., Dinner: 6:00 p.m.

PRE-REGISTRATION AND PRE-PAYMENT IS REQUIRED

Cost for the day — golf & dinner - \$55.00 Dinner only - \$30.00
 Dinner only on the day of the event will be \$35.00 Coat & Tie

NOON SHOTGUN START

REGISTRATION FORM June 21, 1993 — River Forest C.C.

Name: _____

Telephone: () _____

Handicap: _____

Club or Company: _____

Full Day Event: \$55.00 Dinner Only: \$30.00

I will play in any foursome assigned. _____

I wish to be paired with the following golfers:

1. _____
2. _____
3. _____
4. _____

Please make checks payable to the MAGCS due by June 17, 1993.
 Mail to: MAGCS, P. O. Box 248, Eola, IL 60519.
 Please allow 5 days for mail delivery.

Consultation
Design
Installation
Maintenance



Moonscape Inc.
Landscape Illumination
3710 Fairview •
Downers Grove, IL 60515
(708)852-2400



Darkness
Never
Looked
So Good



VERTI-DRAIN®
The Ultimate Solution For Compacted Soil

Mechanical Soil Technology
— Contract Aeration Service —
Serving The Entire Midwest

David Strang
Ph. (800) 743-2419

442 Pine St.
Galesburg, IL 61401



**They're known by the
greens they keep.**

Lush, beautiful greens and tee boxes are well-known to superintendents who use Ringer Greens Products. With five finely-granulated formulations available, you can match our fertilizer to your needs throughout the seasons. Each formulation releases the precise amount of nitrogen needed to eliminate burning and green-up greens evenly. The remaining nitrogen is reserved for slower release to encourage consistent growth. Try Ringer Greens Products. Your greens will be in good company.

RINGER

Contact your local distributor or Ringer's Golf & Commercial Turf Division at 9959 Valley View Road, Minneapolis, MN 55344. (612) 941-4180. Ringer offers a complete line of fertilizers for greens, fairways and general turf applications.

When It Comes to Turf Management ...

NOBODY KNOWS
LIKE YOUR
WILBUR-ELLIS PRO

↑chipco 26019 FLO

NOW AVAILABLE IN
15 GALLON RETURNABLES



- No Triple Rinsing
- No Container Disposal
- Environmentally Correct

Your one-stop shop for all turf management needs. Ask about our complete line of chemicals, fertilizers and seed.

Wilbur-Ellis...dedicated to quality, customer service and environmental stewardship.

FOR MORE INFORMATION CONTACT
JOHN MEYER
Chicago Land 800/747-7400
or Central Illinois 800/892-4033

®/™ registered or applied for Wilbur-Ellis Company. ©1993 WECO



**Finally, Bent Sod With
Assured Compatibility
PENNCROSS GROWN
ON A FUMIGATED
USGA GREENS
MIX SOIL**

H & E Sod Nursery provides you with PennCross™ Bentgrass Sod that is grown on fumigated USGA Greens Mix soils making this superior turf totally compatible with golf course greens anywhere in the country.

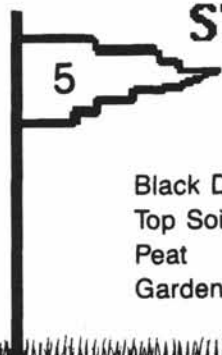
For more facts about all of the top golf course turfs we provide: PennCross™, PennLinks™ and Penneagle™ Bentgrass Sod...phone, fax, or write for a **FREE INFORMATION PACKET**:
3900 West 167th Street,
Markham, IL 60426.
Fax: 708-596-2481.

Phone: 708-596-7200

H & E
Nursery, Inc.



Always the RIGHT STUFF for your course!



Black Dirt	Golf Course Mix
Top Soil	Athletic Mix
Peat	Potting Mix
Garden Mix	Custom Mix

PREMIERE SOILS

Monee, Illinois

(708) 534-8700

CUTLESS® Turf Plant Growth Regulator



A plant growth regulator that improves
the quality of cool season turfgrasses

- Available in water soluble packets
- Reduces internode growth; increases turf density
- Reduces mowings; saves labor & clipping disposal is minimized
- Foliar applied & root absorbed
- Improves turf color (darker green)
- Reduces water use

FOR INFORMATION CALL:

Arthur Clesen, Inc.

543 Diens Drive Wheeling, IL 60090
(708) 537-2177 FAX (708) 537-2199



(Contingency Planning continued)

Section 3 — Response Agreements. With Police: Traffic Control, command location, evacuation route, security assistance and radio frequencies. With Fire Dept.: On-site fire control, determine environmental impact. With Physicians: Knowledgeable on toxic chemicals and health effects. With Clean-up Contractor and Alternate: List name, address, phone number, equipment available, response time and who is on call.

Section 4 — Facility Maps. This section requires two sketches to be made. The first is a drawing of the facility and immediate surrounding areas: items of note — fire hydrant location, chemical storage area, gasoline tanks, fire extinguishers, gas and electric shut-off switches, and any other pertinent information.

The second drawing will show site run-off and control areas. Sketch the drainage patterns using arrows, drains, sites at which potential run-off could be blocked, storage areas of materials that could be used to block run-off, lakes, ponds, streams, etc.

Section 5 — Area Map. We bought a topography map of our area, highlighted the golf club and copied just the area that we needed to show the surrounding area, major highways and neighbors.

Section 6 — Product Inventory. List the pesticides that are on hand during the peak months of the season and the quantities. Also list the shop products such as solvents and lubricants that pose a potential hazard during a fire or explosion. Include bulk containers and packaged products, and the way the fire department would want you to treat these products should a fire start. The location of these products should be on your Facility Map with symbols in the legend so they are easy to recognize.

Also, include protective clothing required (self-contained breathing apparatus, etc.), containment methods and special handling procedures.

Section 7 — Emergency Equipment Inventory. Two lists make up this section. The first is all of your on-site emergency equipment. Including eye wash, emergency shower, gas masks and quantity, protective clothing (boots, gloves, hard hats, etc.). Other emergency equipment, intercom paging system, portable radios, fire extinguishers, absorbents (bags, charcoal, clay, etc.), first aid kit, tractors, pumps and trencher.

The second list is that of emergency equipment and supplies that your clean-up contractor has, or has access to (dump trucks, bull dozers, pumps, barricades, etc.). Also in this section note the location and types of your water supplies. Hydrants, ponds, streams, etc. Verify hydrant thread compatibility, water pressure and flow rates. (The fire department has all this information).

Section 8 — Emergency Procedures. This section contains the information that is going to be most important if a disastrous condition should arise. The procedures that your employees will follow and that have been outlined by the police and fire departments, local hospital, the state or local emergency response teams, concerning a spill, explosion, off site spill, fire or other condition. Also, include directions of the evacuation plan, both primary and secondary routes. Outline actual emergency procedures your employees will follow in an emergency.

A. Write down what you are equipped to handle, and what you cannot, with regards to a fire, spill, off-site spill, accidents.

(continued on page 20)

(Contingency Planning continued)

B. Once emergency personnel has been contacted, who makes the initial phone call? Where is the primary staging area? Who will be the primary coordinator at the accident site and relay information and direct staff personnel? Who is responsible to direct emergency vehicles to the accident site, and also keep traffic clear at the club entrance to expedite the emergency equipment? All other employees should be positioned for help at the accident sight. It is important that all key employees understand their roles in crisis situations so they may act without hesitation.

C. Evaluate program and make revisions.

D. Draining program reviewed every year with new and veteran employees on a specific date each year.

Section 9 — Plans on File List. Send a copy of your contingency plan to the police department, fire department, sheriff's department, local hospital and the local emergency planning commission. There should be a space for the accepting agency to put the date received and a signature.

This is most of the information contained in the outline we received. You may choose to add more if you wish. By completing this plan and sending it to the proper agencies, you have made them aware of your good intentions toward compliance and increased their knowledge of your facility. By reviewing this plan with police and fire departments, and your employees they will become more familiar with their responsibilities and be able to react intelligently during a crisis.

The following is a list of some telephone numbers to help in gathering information for your Contingency Plan.

For a topography map — Illinois State Geological Survey, 1-217-333-4747. For a list of clean-up and containment specialists call either 1-800-424-9346 (Information on hazardous waste & Superfund), or 1-800-535-0202 (Chemical Emergency Preparedness Program). Explain to them the information you need and they will help. Your local fire department can help with information as to how they want you to treat certain emergencies and hydrant information. Radio frequencies for police and fire departments are available in a Scanner Frequency Book at Radio Shack, or from a friend who scans as a hobby.

This information make take several weeks to gather. Good luck.



Our April hosts at the Geneva Golf Club — Albie Staudt and Ed Braunsky.

Specializing in Golf Course Renovations

- Tees • Greens • Traps • Fairways
- Hydroseeding • Plant Installation •

don fiore

landscape contractors & architects
golf course contractors

28846 Nagel Court
Lake Bluff, Illinois 60044
708-234-0020
Fax 708-234-0922

Certified Member: American Society of Landscape Architects
Midwest Association of Golf Course Superintendents

Need a map?

The United States Geological Office is map central for the USA. There are dozens of maps showing great detail of Illinois. Satellite photo maps, topographic maps, hydrologic maps, and even road maps! You can get these by county, by areas smaller than counties, for the whole state or for groups of states. Maps can serve as more than good wall decorations. Your golf course is an integral part of the state's geologic and geographic features. Knowing its relationship to its surrounding areas is important.

There are two ways to obtain government maps: direct from the US Geological Office or through map stores. You can address your questions directly to the USGS Maps Sales, Box 25286, Denver, CO 80225. Request a catalog of published maps and an order form. Most Illinois map stores can be of help in obtaining the maps that include your golf course.

