

DISRUPTION VERSUS REVENUE: That Old Chestnut

By Alistair Beggs

In today's commercial world, golf clubs increasingly have to compete with one another and are very conscious of the need to impress. The demands of members and green fee payers are significant and the instant gratification society in which we live demands excellence in every quarter. The requirements of the user cover every aspect of club life but nowhere are they more important than on the course itself. Members rarely have any interest in the day-to-day workings of course management yet they expect the course to be perfect, regardless of extraneous circumstances.

At the heart of most clubs' objectives is the desire to keep the course open and playable on a year-round basis. If this can be achieved, it not only means that the members and their guests can enjoy the facility more regularly, but it also means that other revenue generating income streams are optimised as well. The appropriate management of the course is therefore the single most important factor to longer-term success. Unfortunately, with no two sites the same and no two years the same on a course, there is no successful universal blueprint for every club. However, there are fundamental principles, which if followed, provide clubs with a better opportunity of achieving success.

The single most controversial aspect of greens maintenance every year is the timing of sometimes disruptive work such as verti-draining, hollow coring, top dressing, etc. The perception of most golfers is that these treatments are always carried out when the greens are at their best, destroying the surfaces and the enjoyment of the user. There is little appreciation or understanding for the need to do the work at a given time if the treatments are to be successful. For example, top dressing can't be applied and spread in wet weather and can only be applied to growing turf. Verti-draining requirements vary enormously from site to site and depend upon levels of compaction and soil type. However, verti-drains are best employed when soils are no more than moist and certainly not when they are very wet. Too many clubs perceive this unit as a panacea and often use it inappropriately with disastrous consequences. For compaction relief, there are now other alternative techniques to consider alongside or instead of verti-draining. Tools such as the Earthquaker, ShatterMaster or equivalent are worth considering - in some circumstances they may prove to be most appropriate. Hollow coring should only be carried out in response to a specific problem and great care is needed with the timing of this operation in all its forms.

The reality is that most of these treatments, and others periodically undertaken by greenkeepers, are not too disruptive provided the user accepts the work is best done at the correct time. Some clubs have seen the light and the most successful ones do the work at the correct time, always deciding which treatments are necessary and when to undertake them well in advance. Appropriate communication between green and competitions personnel means that the needs of all are met without any aspect being compromised. How this compromise is achieved is up to individual clubs – sometimes aeration coincides with members' holidays or lulls in competition activity, others set aside specific weeks in advance so that members are forewarned. A



Verti-Drain



flexible approach is essential because the weather does not always play ball.

Sadly, at many clubs the pivotal maintenance practices so essential to the long-term health of the course, are not carried out for fear of prejudicing play and therefore income. Instead, they are delayed and often carried out at inappropriate times with poor results, poor recovery times and prolonged misery. The treatments themselves are then blamed for causing chaos when, in truth, this is rarely the case. At one club of my acquaintance verti-draining and top dressing works originally timed for late August were delayed until November – This, despite contrary advice and the better judgement of the greenkeeper! The work proceeded and was followed by heavy rain and cool temperatures. Fusarium caused chaos under top dressing that lay on the putting surfaces and destroyed 50% of the turf on some of the greens. They did not recover until late June the following year! This debacle, which should have been avoided, resulted in direct costs to the club in terms of fungicides, etc. but far more harm was done to the reputation of the club and its greens. Members departed for smoother pastures and society income went elsewhere. Greenkeeping mistakes can be very expensive and can linger for a long time! Personal agendas must not be allowed to cloud judgements and a good man who knows his site is ignored at your peril.

With modern equipment, many maintenance treatments are less disruptive than they were and can often be carried out with minimal disturbance to the course.

Golf courses will always have to be aerated and top-dressed whether Mr or Mrs User likes it or not. There is clear scientific evidence that shows that heavily played soil needs aeration to support a healthy wear and drought tolerant plant community, and pretending this is not necessary is the road to ruin! Too many have taken this route and regretted it. Far better to openly discuss what is required, plan and timetable its implementation and enjoy the benefits. There will be some minor disturbance in the short term but this does not compare with the misery you will suffer if it is poorly planned or worse ignored altogether.

Maximising revenue is about good greenkeeping, knowing the site and the prevailing weather patterns, being aware of the available remedies to overcome the problems you have, planning and discussing maintenance procedures well in advance and executing the work in a professional manner at the right time with the right equipment. There is nothing to fear because your neighbours (at least those you should be worried about) will be doing it too.

This is an updated and revised version of an article that originally appeared in Golf Club Secretary Newsletter.

Alistair Beggs is STRI's Northern Area Manager.

“Appropriate communication between green and competitions personnel means that the needs of all are met without any aspect being compromised.”



9th green

Sponsors of "Beneath the Surface" research carried out at Royal Holloway, University of London

If deep tining is worth doing, it's worth doing well!

- Improves drainage on compacted and poor soils - ensuring roots grow deeper for healthier plants
- Fast, versatile, high quality machines that have many year round uses
- Eleven models for use on Golf Courses, Sports Fields, Parks & Grounds
- A model to exactly meet your requirements and tractor


Call for more information and your free demonstration: **01428 681222** or visit www.charterhousesturfmachinery.co.uk

Redexim
Charterhouse
Breaking barriers on better turf

WHOLE AERATION

The SISIS AER-AID-SYSTEM injects air directly into the root zone, speeding up the aeration process and delivering the benefits of reduced compaction and healthier growth faster than conventional aerators, with minimal surface disturbance

Send for free DVD




SISIS EQUIPMENT (Macclesfield) LTD., Hurdsfield, Macclesfield, Cheshire, SK10 2LZ. Phone: 01625 503030 Fax: 427426 Email: info@sisis.com

not HOLE AERATION

The SISIS AER-AID moves air uniformly throughout the root zone for complete aeration of the entire area - not just where the tines have penetrated

www.sisis.com



Noise at Work

BIGGA'S Health & Safety series
produced by Xact

Noise can be described as unwanted sound which may be distracting, annoying or in some cases may cause either temporary or permanent physical damage to the hearing. Hearing loss due to prolonged exposure to noise usually occurs gradually and hence might not be immediately noticed.

Noise induced hearing loss can be selective and affects the frequencies associated with speech. Speech becomes muffled and sounds like T, D and S become difficult to differentiate. It cannot be reversed or remedied by the use of hearing aides.

Hearing loss can have an impact at work with people not hearing instructions, warning calls or alarms. Tinnitus sometimes may also occur when the hearing mechanism is damaged.

Employers have a duty to assess the risk of hearing damage from noise generated in their workplace. Where risks are low the action required may be simple and inexpensive but with high risk they should be managed to reduce them to as low as reasonably practicable.

Typical actions that can be taken are:

- Eliminate the source
- Reduce the amount of noise, eg. by using quieter equipment
- Isolate the source, eg. by the use of enclosures
- Control the degree of exposure, eg. by changing work patterns

- Personal protective equipment, eg. hearing defenders

The limits of exposure to noise at work are dictated by the 'Control of Noise at Work 2005 Regulations'.

The Regulations require employers to:

- Assess the risk to employees from noise at work
- Take action to reduce the noise source that produces the risk
- Provide employees with hearing protection if noise exposure cannot be reduced by other methods
- Make sure the legal limits on noise exposure are not exceeded
- Provide employees with information and training regarding noise risks
- Carry out health surveillance where there is a risk to health

Typical sound levels to give an indication if a full noise assessment is required are given above right.

For information on action required at various noise levels, go to the following site:
www.hse.gov.uk/pubns/indg362.pdf

The results of noise risk assessments should be recorded even where no actions are required. Where noise levels are above the action levels, measures should be taken to protect employees. Risk assessments should be reviewed when equipment or work practices change. Otherwise the assessment should be reviewed at least every

Activity	dB(A)
Quiet Library	20 - 30
Quiet Office	40 - 50
Normal Conversation	50 - 60
Loud Radio	65 - 70
Tractor Cab	75 - 85
Raised voice to be heard at 2metres	75 - 85
Shout to be heard at 1metre	85 - 90
Power drill	90 - 100
Road drill	100 - 110
Chain saw	115 - 120

two years to ensure that all practicable measures are being taken.

Where the possibility exists that employees hearing can be damaged, health surveillance will be required. This is best carried out when employees start their employment to ensure that their hearing is not being damaged over time.

Where hearing protection is required and has been supplied, the employer has a duty to ensure that it is, appropriate for the level of noise, is worn when required, that employees know how to wear it, inspect it for damage and provide replacement equipment when it is required.

Further advice on controlling noise at work can be had from the HSE's leaflet INDG 362

www.xactconsulting.co.uk

Turfgrass Stress Management

By Andrew Turnbull

Satisfying golfers is difficult at the best of times, but a change in the climate could make life that much more complicated for turf managers in the near future. Higher temperatures may become the norm over the next decades and turf managers will need to have a deeper understanding of how turf grasses grow so that good environmental stress management techniques can be practiced.

Weather data and growing conditions

Before we investigate the plant science, let us examine turfgrass growing conditions during the summer of 2006.

Here in the UK we have the most turf friendly growing climate in the world, enabling turf managers to grow good playing surfaces without having to think too much beyond basic and sensible turf management practices such as reasonable mowing heights, regular topdressing, aeration, correct feeding etc. However, this luxury position may change in the near future. According to the UK Meteorological Office "Preliminary temperature figures for 2006 ... show the mean surface air temperature has continued to demonstrate a warming climate, both around the globe and especially here in the UK." Air temperatures reached up to 36°C in the UK, common to many parts of the world such as mid and southern Europe and the USA but not experienced by many UK based turf managers.

Percentage Growth Potential

Grasses belong to the plant family Poaceae, and the grasses we use in this country belong to the sub-family Festucoideae. This sub-family are also termed cool-season grasses as their optimum growth occurs at air temperatures of 20°C (68°F) and soil temperatures of 18°C (66°F). At temperatures above or below this optimum, grass growth will be below its best due to the slow speed of the plant's internal functions, mainly photosynthesis. Actual growth of grasses through the year can be measured against the optimum growth rate and calculated as a percentage of the potential maximum growth rate at 20°C. The formula used was developed by the PACE Turfgrass Institute and is called the Turfgrass Growth Model. The variance in the equation below is set to 10 for cool season turfgrasses and 12 for warm season turfgrasses.

$$100 \times e^{\left(\frac{1}{2} \left(\frac{\text{average temperature} - \text{optimum growth temperature}}{\text{variance}} \right)^2 \right)}$$

Source: PACE Turfgrass Research Institute
www.paceturf.org

To illustrate this, examine the following table which shows the average temperature over a 30 year period, 1971 to 2001, for a weather station situated to the north of Birmingham.

Month	Ave temp °C	Ave temp °F	30 year % Growth Potential
Jan	6.90	44.42	6.20
Feb	7.20	44.96	7.04
Mar	9.80	49.64	18.54
Apr	12.10	53.78	36.38
May	15.80	60.44	75.14
Jun	18.60	65.48	96.87
Jul	21.30	70.34	97.30
Aug	21.10	69.98	98.06
Sep	17.90	64.22	93.11
Oct	13.90	57.02	54.73
Nov	9.70	49.46	17.93
Dec	7.60	45.68	8.28
Average	13.49	56.29	50.35

Source: www.metoffice.co.uk

Chart 1: 30 year average monthly temperatures at Sutton Bonnington 1971 – 2001

The percentage growth potential of cool season grasses, on average, only reach their full growth during June to September. This can also be illustrated in the graph below:

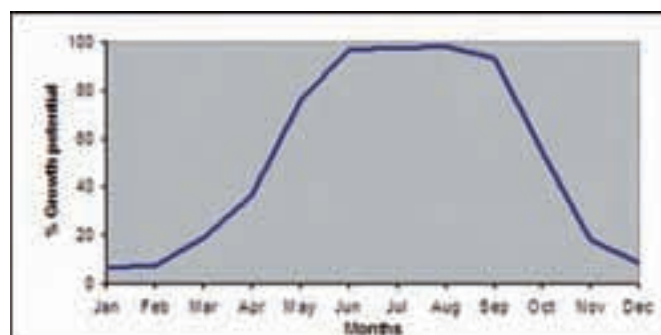


Figure 1: 30 year average % Growth Potential for cool season grasses in the north Midlands region of England

Compare this data (above right) with the average temperatures and the percentage potential growth for this past summer:

Month	Ave temp °C	Ave temp °F	% Growth Potential during 2006	% Growth Potential 30 yr ave
Jan	6.3	43.34	4.78	6.20
Feb	6.2	43.16	4.57	7.04
Mar	7.9	46.22	9.33	18.54
Apr	12.2	53.96	37.32	36.38
May	16.3	61.34	80.11	75.14
Jun	21.1	69.98	98.06	96.87
Jul	25.6	78.08	60.17	97.30
Aug	20	68.00	100.00	98.06
Sep	20.7	69.26	99.21	93.11
Oct	15.7	60.26	74.12	54.73
Nov	11.1	51.98	27.71	17.93

Source: www.metoffice.co.uk

Chart 2: 30 year average monthly temperatures at Sutton Bonnington Jan – Nov 2006

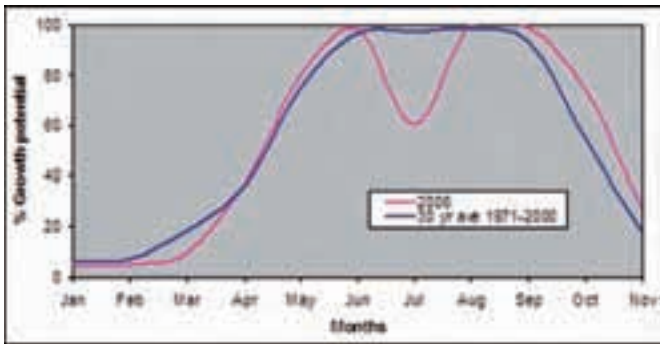


Figure 2: Comparison of the 30 year average and 2006 % Growth Potential for cool season grasses in the north Midlands region of England

OTHER AREAS OF THE UK

Below we can see how other parts of the UK fared.

Comparisons of 30 year average and 2006 % Growth Potential for various areas of the UK.

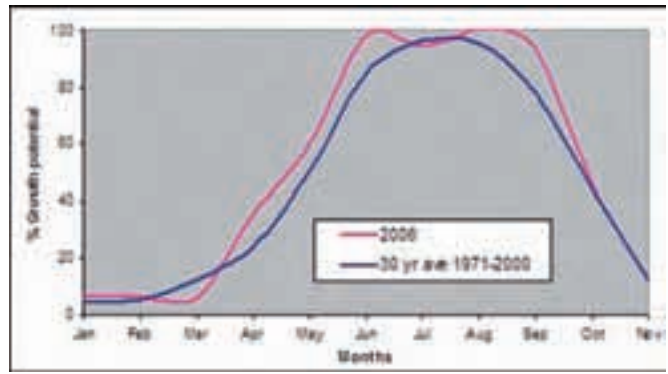


Figure 3: Leuchars – East coast of Scotland

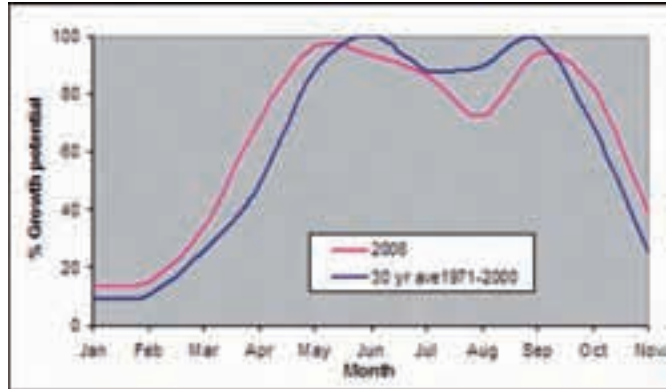


Figure 4: Greenwich – South east London

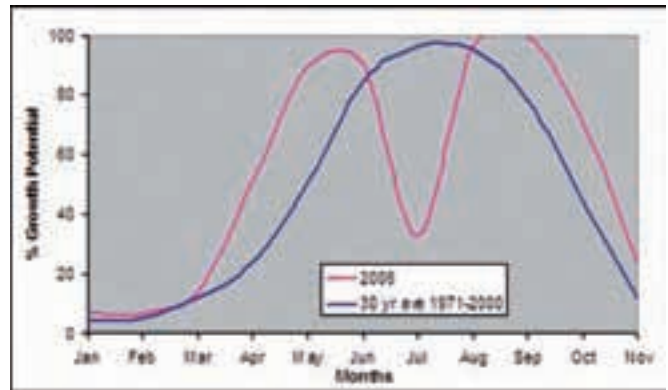


Figure 5: Cambridge – East England



COST EFFECTIVE DRAINAGE

AFT 45

The AFT 45 offers the possibility to quickly and neatly undertake all trenching work as and when needed, at the lowest cost and with minimal disruption to play.

Tel: 01787 311811 Fax: 01787 310888
E-mail: info@trenchers.co.uk www.trenchers.co.uk

16/17 Addison Road, Chilton Industrial Estate, Sudbury, Suffolk CO10 2YW

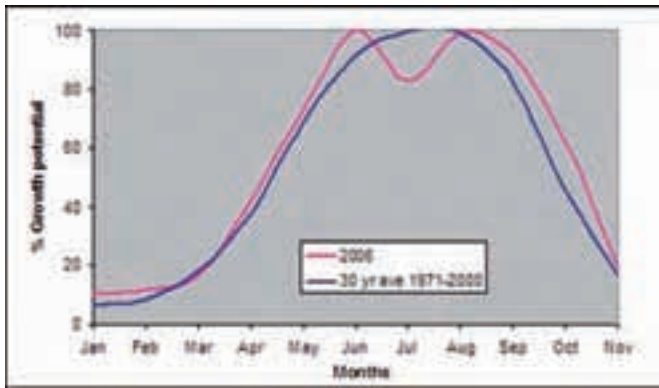


Figure 6: Armagh – Northern Ireland

Most areas suffered a dip in growth potential during the period when the quality of presentation would normally be at its best, i.e. June through to mid-August. Although some areas of the UK experience a dip in turf quality due to heat stress during most summers, as we can see from the above charts, most areas suffered restricted growth during July and August.

Some areas experienced an earlier than usual peak growth, then a dip, then another rise in growth during a period when normally grass growth would be slowing, i.e. a longer growing season.

So, what has caused this reduction in grass growth and playing surface quality?

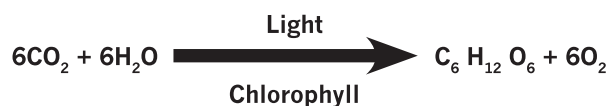
Carbohydrate Metabolism

To manage healthy areas of turf that are able to withstand the effects of increasing use, the turf manager needs to understand plant energy relationships and carbohydrate partitioning. Carbohydrates, or sugars, control turfgrass growth, quality, resistance to environmental stresses and pests and are manufactured by plants in the leaves through a process called photosynthesis. In cool-season grasses the carbohydrates produced are mainly fructose and glucose and are important in cold hardiness. The carbohydrates are moved from the leaves to other areas of the plant when required and are used to make proteins and plant tissue. Unused carbohydrates are stored in roots and shoot stems until required during periods when the plant is under severe environmental stress.

Summary of Photosynthesis

Photosynthesis is the process in which carbon dioxide (CO₂) & water (H₂O) are converted into carbohydrates (food) in the presence of light energy and chlorophyll.

Reaction:



Photosynthesis takes place in the chloroplasts of plant cells and consists of *Light-Dependent* and *Light-Independent* reactions. The Light-Dependent reaction converts light energy into ATP and NADPH₂, molecules used by the plant to energise reactions that convert carbon dioxide and water into sugars (carbohydrates). During light-dependant reactions water is split and oxygen is given off.

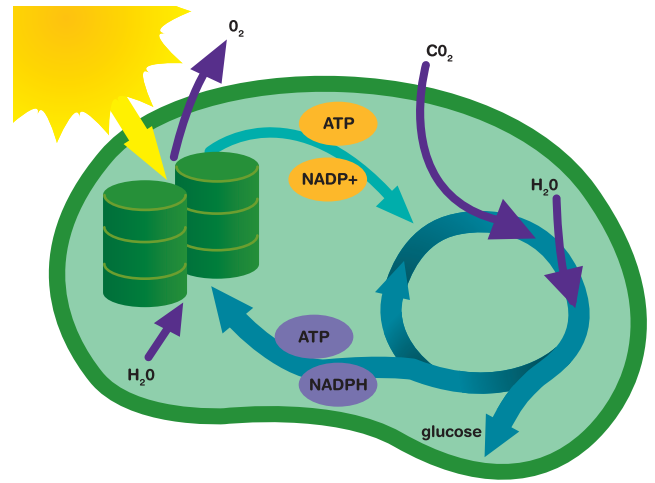


Illustration 10: Photosynthesis in the plant cells.

Source: www.biologycorner.com

Light-Independent reactions (the Calvin Cycle) incorporate CO₂ into sugar, the basic food source for all organisms, using the energy molecules ATP and NADPH₂ developed in the light-dependant reaction to drive the reactions.

Importance of Stomata

The CO₂ needed for photosynthesis enters a leaf via microscopic pores called stomata. During the day, when stomata are open, CO₂ enters the leaf through stomata and an enzyme, called Ribulose 1,5 bisphosphate carboxylase (Rubisco), fixes the carbon and combines it with Ribulose-1, 5-bisphosphate (RuBP), a five carbon molecule produced in the Calvin cycle.

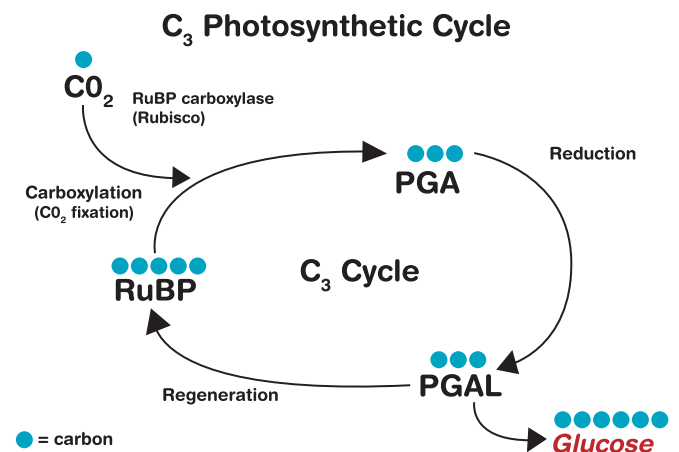



Illustration 11: The C3 photosynthetic cycle *Summer Stress*, Joe Vargas. Used by kind permission

In this pathway, the first product formed is a six carbon compound that breaks into two three carbon molecules called 3-phosphoglyceric acids, hence the term C-3 plants to describe cool season grasses and plants.



Stomata are also the main avenues of transpiration, the evaporation of water from leaves, and are the means by which grass plants keep cool during high temperatures. In hot and dry conditions, grass plants reduce water loss by

closing the stomata. This action also reduces the amount of CO₂ entering the plant and O₂ is retained in the leaf thereby reducing photosynthetic yield. Under these conditions, CO₂ concentrations in the air spaces within the leaf begin to decrease and the concentration of oxygen released from photosynthesis begins to increase.

Photorespiration

Rubisco has a site that CO₂ binds onto, but Rubisco cannot distinguish between CO₂ and O₂. In the high concentration levels of oxygen produced within a plant when the stomata close, oxygen competes with carbon dioxide for the site of reaction in RuBP, which leads to a process called *photorespiration* and the efficiency of photosynthesis is reduced.

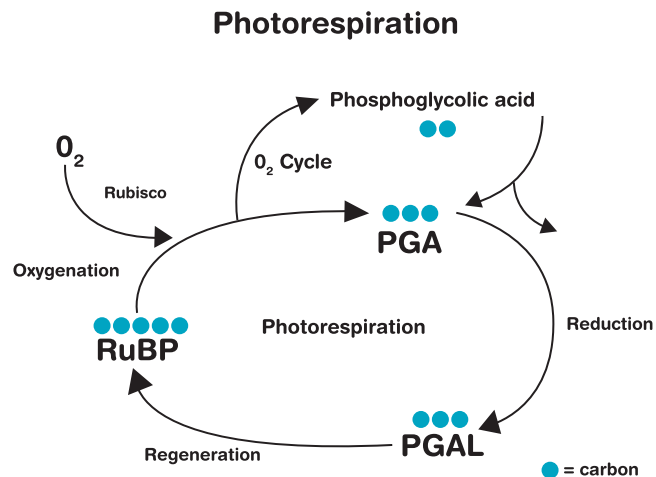
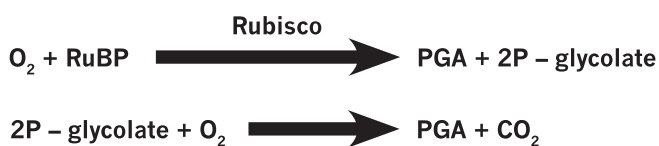


Illustration 12: Photorespiration: Summer Stress, Joe Vargus Used by kind permission

The oxidation process breaks down RuBP to CO₂, which is released as free CO₂. It is a wasteful process resulting in loss of CO₂ from cells that are simultaneously fixing CO₂ in the photosynthesis process.



Unlike normal cellular respiration, photorespiration generates no ATP and no carbohydrate. It is considered to be wasteful, since photorespiration drains away as much as 50% of the carbon fixed by the Calvin cycle. Photorespiration can be likened to a car stuck in the mud; the engine is working and the wheels are spinning, but the car is not moving.

So, in the summer the grass plants keep on growing in the warm environment but once temperatures reach about 30°C the plant cannot produce enough carbohydrates to keep up with the amount being used, and plant growth and vigour is disrupted. The leaves making the limited carbohydrates keep the carbohydrates for themselves and other parts of the plant suffer, especially the roots.

TURF MANAGEMENT SOLUTIONS

1. During non-stress periods

Carbohydrate reserves, built up during periods when the plant manufactures more carbohydrates than it can use

in respiration, are essential to get through periods of high temperature stress. Peak production of carbohydrates are during the spring and autumn. If the plants reserves are depleted, the roots will begin to recede, picking up less nutrients and water. The plant will also not be able to grow rapidly and recover from wear or pest stresses. The best defense against this process is to have an ample carbohydrate reserve in your plants. This can be done by using cultural practices that promote a healthy plant without excessive growth, *before environmental conditions induce stress in turfgrass physiological functions.*

Nutrition:

Nitrogen fertilisation increases net photosynthesis and growth of leaf foliage in grasses but reduces root growth and stored carbohydrates. Turf could be weakened if excessive nitrogen fertiliser is applied in an attempt to fill in thin areas. Depletion of carbohydrate reserves can be hastened by nitrogen fertilisation. Therefore, high levels of nitrogen fertilisation should be avoided in the middle of summer. Instead, fertilise adequately in spring to build up reserves before temperature and moisture stress affect the plant, and in late summer and autumn to build up reserves before the winter, with very small amounts in the middle of summer. This may be against the "never apply nitrogen after August" mind set, but turf managers need to adapt management practices to take into account our changing climate.

Organic matter control

A small amount of surface thatch is beneficial in protecting the surface from damage from golf balls and foot traffic. However, it can also prevent aeration, i.e. the exchange of atmospheric air and soil carbon dioxide produced by roots and soil organisms. To avoid stress to the turf plant thatch control should be carried out in the spring and late summer.

Growth regulators

Research has shown mixed results on the effects of plant growth regulators (PGR) on carbohydrate partitioning. There are possibilities that they can have a positive effect of helping the plant redirect energy into root production, and some may also damage plant tissue and reduce rooting. They also may make the turf more susceptible to drought stress by reducing root growth. There is not enough published research to support a definitive conclusion on the effects of heat stress on PGR treated turf. However, anecdotal evidence suggests that some forward looking turf managers seem to have obtained some good drought resistance when using trinexapac-ethyl for *Poa annua* control.

2. Cultural practices during hot periods

Irrigation

Heat and water stress are the causes of photorespiration. Syringing during high temperature periods cools the leaf surface and is the most productive activity that can be carried out, but should not be overdone. Too much applied water will flood the surface layers of the turf leading to the loss of aeration pore space. This surface water will heat up and increase the oxygen demand of soil organisms and roots, leading to low oxygen levels in the rootzone and a decrease in turf growth and quality.

Mowing height

Reduced mowing heights, an increasingly common practice on many golf courses, also reduces the root mass of the grass plant. The plant puts energy into producing leaf tissue at the expense of root tissue. Raising mowing heights during heat stress periods enables the plant keep more root mass and draw in more moisture, leading to cooler internal plant temperatures.

Aeration

Aeration is commonly used to describe operations such as slitting, spiking and verti-draining. Aeration is actually the exchange of soil gases with atmospheric gasses, and takes place between the soil/atmosphere interface *and* through the grass leaves. To enable aeration to take place, surface pricking during the summer punches through the organic matter at the sward surface and enables atmospheric and soil air exchange. The use of equipment such as a sorrell roller, and air or water injection equipment leaves very little surface disruption and can have a significant effect on turf health in the summer.

Conclusions

With the prevailing message of managing turfgrass species with minimal inputs of water and nutrients, turf managers need to understand how to help the plant manufacture and store carbohydrates before stress conditions arrive during the summer period. Without this understanding it is debatable whether the message of "sustainable greenkeeping" has itself a more than short shelf life.

Written by Andrew Turnbull BSc (Hons), Dip RSA, Cert Ed, Course Manager for Sports Turf Programmes, Warwickshire College.

REFERENCES

- Beard JB (1973) Turfgrass: Science and Culture. USA. Prentice Hall Inc.
- Beard JB (2005) Turfgrass Encyclopedia for Golf Courses, Grounds Lawns and Sports Fields. Michigan, Michigan State University Press.
- Beasley J.S. & Branham E.B. (2006). PGR's Effect on Root Growth. Turf Grass Trends. August 2006.
- Fry J & Huang B (2004) Applied Turfgrass Science and Physiology. New Jersey. John Wiley & Sons.
- Hull R.J. (1992). Energy Relationships & Carbohydrate Partitioning in Turfgrass. In Turfgrass Agronomy No. 32, ed. Waddington D.V., Carrow R.N. & Shearman R.D. Madison, American Society of Agronomy. P. 175 – 205.
- PACE Turfgrass Research Institute (March 2000. PACE Insights)
- Turgeon A.J. (1992). Turfgrass Management 5th edition. New Jersey, Prentice Hall Inc.
- Vargas Dr JM Jnr. Summer Stress (www.golfenviro.com/ftp/SummerStress.pdf)
- Website: www.biologycorner.com
- Website: www.bio.umass.edu/biology/conn.river/photosyn.html
- Website: www.metoffice.co.uk



**TIME TO
TALK**
www.bigga.org.uk

**VISIT WWW.BIGGA.ORG.UK AND
CHECK OUT THE LATEST CHAT FROM
THE GREENKEEPING INDUSTRY**

We are going to let you into a secret in June...

...We are going to tell you something your fungicide supplier and the regulatory authorities deemed not worthy of passing on to you!

For those of you that have attended our seminars recently you will have a good idea what we have in store to shake the marketplace, and for those of you that didn't...

... read next month's edition!

SuppHort
is launched on
June 7th 2007
throughout Europe!



Email sales@towerchemicals.co.uk Tel 0113 256 8111 Fax 0113 256 9111

Tower Sport Europe First Avenue, Grangefield Industrial Estate, Pudsey, Leeds, LS28 6QN

NEW PRODUCTS

COMPACT, LOW WEIGHT

The new S100 skid-steer loader from Bobcat, meets a market need for a compact, limited weight skid-steer loader that can work in tight spaces and is easy to transport. State-of-the-art engineering has ensured that the compact S100 loader offers the power and performance expected of a bigger machine, combined with the durability of a strong frame design, increased operator comfort and easy serviceability.

For more information visit: www.bobcat.com



BUFFALO SANDEVIL ATTACHMENT

JK Inc has introduced the new Buffalo Sandevil. This attaches to the Buffalo Blower and is primarily used for working in top dressing or filling core holes or grooves without physical contact with the sward. Non-contact/non-abrasive action leaves surfaces with no bridging and provides faster recovery and therefore better playing conditions.

For more information Tel: 01732 862605 or Email: info@jkinc.co.uk



COMBAT THATCH

Rivendell Projects has added a Dedicated Groomer-Dethatcher machine to their existing mower range.

Powered by Subaru Robin EX13 4.5hp engine and available in 20" and 25" widths this machine effectively removes surface thatch and cuts lateral growth thereby producing fast and healthy greens. The grassbox collection facility means greens can be played immediately after grooming.

Further information is available from: www.Rivendell-Projects.co.uk or call: 01949-851420 for a brochure.



TEEJET® CENTERLINE® 220

TeeJet Technologies has set up an agreement with the Kverneland Group to supply its latest GPS guidance system. The Kverneland Group's Starguide, which is based on the TeeJet CenterLine 220. It offers simple and economical GPS guidance for a wide range of agricultural applications.

For more information visit: www.teejet.com



TIME TO SCARIFY WITH ETESIA

Scarifying and then clearing away the debris from wide open spaces is often a laborious and time consuming task – this is one reason why Etesia has developed the MSC124 front-mounted scarifier for their Hydro 124DN ride-on rotary. The advantage with this turfcare system is that scarification and collection of the debris is carried out in just one pass.

For more information visit: www.etesia.com/uk

LAWN TOPDRESSING LAUNCHED

Rolawn has launched a lawn topdressing.

The sand based dressing has been specially formulated to improve soil texture, drainage characteristics and tolerance to wear and tear. The environmentally friendly peat free specification has been developed so as to be easy to handle and incorporate into the lawn.

Rolawn claim their new Lawn Topdressing will also re-level work areas, reduce thatch, water logging and improve the quality and visual appearance of a lawn.

For further details visit: www.rolawn.co.uk or Tel: 0845 604 6085

