

Merrist Wood's golf course has added another dimension to the college's armoury and David Rhodes and Tom Smith are making the most of it.

# Par excellence



It is the dread of many establishments which decide to hold an Open Day that the expected numbers fail to turn up and the specially invited VIP guest is left making a speech to an embarrassingly small audience and little impression is made on the mountain of sandwiches.

Well, Merrist Wood College, in Guildford, certainly didn't have that problem. An Open Day held recently attracted a massive 10,000 visitors and one of the biggest draws was the College's own recently built golf course.

# Par excellence



Previous Page: One of the orchids to be found in Minty's Paddock, alongside the course.

Above: Swans are a regular site on Merrist Wood's man made lake.

Right: An area of natural grasses which may soon house sheep.



"The golf course meant that we had more things to show people. Stick a kid on a big tractor or show someone how to move a hole and they think it is wonderful," said David Rhodes, Senior Lecturer in Sportsturf and Agronomy at the College.

The original idea for the golf course came about ten years ago and belonged to George Shields, who was Vice Principal of the College before becoming a full time agronomist, and this was carried forward by the current Principal, John Riddle, who took the conscious decision to move away from agriculture into other landbased disciplines.

"Initially, the driving force was golf rather than greenkeeping as it was seen as a centre of golfing excellence but we have become more involved in the training and education of greenkeepers in recent years," explained David, whose accent betrays the fact that he is not a natural born southerner having moved to Merrist Wood from Myerscough about two years ago.

The course, laid out over 240 acres of college land, which now, incidentally, also incorporates an equestrian centre next door to the maintenance facility, and costing around £2.5 million, was designed by David Williams

and constructed by Lionel Whitnell.

"We have 500 members and also accept pay and play visitors. There are 120 greenkeeping students and of these 20 are full time with the rest day or block release. We also have 80 full time National Diploma Golfers Studies students who study the golf industry hoping to become either professionals or find other jobs within the golf industry," explained David.

One of the main conditions of the planning approval for the new golf course was that the site be used as a training facility.

"It is now an integral part in the management of training within the college not just for golfers or greenkeepers but we have land managers who use it for flora and fauna identification, arboriculture students who carry out tree auditing every year then we also work with the external agencies on planting schemes etc."



said David, who also uses the course to promote the greenkeeping profession among the younger fraternity.

"I teach National Curriculum science to primary school kids of six and seven and we do pond dipping and use grasses to examine the function of plants. It was a conscious effort to integrate greenkeeping as an industry skill.

"It is breaking the barrier down between greenkeeping and the perception of what greenkeeping is because I want people to see greenkeeping as an industry to which they might be attracted and not a last resort option," said David.

Another of the ways to change people's ideas about greenkeeping is through the careers offices.

"I bring careers officers in from Surrey and take them on tours of the golf course and show them what greenkeeping is all about because they've got no idea."

David chairs the colleges Golf Club Environment Committee and a year ago wrote an intensive management statement of intent.

"On that committee we have a wealth of experience of extensive grassland management provided by other lecturers and we question how we should manage in an environmentally friendly way. We also spoke to the likes of Anna Maria Brennan, Mike Schofield and David Stubbs."

That preparation and research has resulted in an all encompassing environmentally friendly approach to the course.

"We use either slow release or composted turkey litter and I'm proud to say we've never used fungicides while we decided that we'd only use natural or indigenous grasses," said David.

The Barenbrug mixes currently being used are Bar All Bent (60% Heriot 40% Bardot, Brown top Bents) on the greens and Bar 2 (1998) (40%

Barcrown, slender creeping red fescue) 40% Bargreen (chewings fescue), 10% Heriot and 10% Bardot) on the tees and approaches.

Another practice which David preaches is that of overseeding.

"My view is that if you're not introducing competition to the dreaded poa annua you will get what you're given. I remember visiting a fine golf course which had just been hollow tined around May and was just white with poa. The reason was he was hollow tining and top dressing but not overseeding and the little pockets that were being created were just ideal for poa annua.

"That's why I've always advocated that if you've got a hundred quid to spare buy a bag of grass seed."

When disease does strike, and like many new courses Take-All Patch is a problem, the temptation is resisted to reach for the bottle.

"We've got cultural management

policies in place to reduce the symptoms of pathogenic organisms and I'm actually using sulphate of amonia for Take All Patch Control at the moment."

Another benefit of the Golf Club Environment Committee is the elements which are brought to the table by the lecturers in other subjects.

"The grassland lecturers come out with students and birch whip the bracken using handmade birch whips. We'd never have thought about that in a million years. There is a tremendous amount of information that others have but which we can use on our side of things. We are managing an estate in effect."

Course Manager at Merrist Wood is Tom Smith, coincidentally a former student of David's at Myerscough.

"We have statements of intent for everything that Tom does. For example we have a justification sheet for

# Par excellence



Despite being only a couple of years old the course looks well established

purchasing machinery which is not based on cost or design but on environmental impact -noise level, fuel tank etc. If the ideal machine is more expensive we can use the environmental argument to justify the cost."

David and Tom are well aware that at Merrist Wood they can attempt things which other courses can't.

"On the back of an educational argument I can muscle things through but it is a calculated risk and a compromise between the commercialism of the golf course coupled with the need to train and test for educational purposes," revealed David.

As well as his responsibility to the golf course Tom does his fair share of teaching and has to manage students working on the course every day.

"It's almost a unique job that Tom has with his through put of students," said David.

"I have my own HNC class every

Monday and the students work as greenkeepers. They start at six and finish at three and they do all the jobs that full time greenkeepers do. It is like having another 10 pairs of hands. In machinery terms we have at least two of everything so if students are going out to cut greens they will be 'buddied' at the beginning. On their third time they might be set off on their own and watched."

It is at the early stages that Tom can see who is developing the genuine love of greenkeeping that is needed if they are to be successful.

"On their Wednesday free day some of them come down to see what needs to be done and normally they are the better students," said Tom, who has his D32 and D33 and is currently doing a certificate of management.

The golf course itself is a challenge for the Golfers Studies students who play regularly as they attempt to improve

and bring their handicaps down.

Such is their dedication that a second driving range has just been built because the students spent so much time on the original one members struggled to find slots to warm up for their own games.

Boasting many mature trees, the course also has some unique features - including Minty's Paddock which is a haven for orchids while the resident ecologist also has plans to have sheep grazing in a field within the confines of the course.

"We want this to be a good golf course one which if you can't be a member of the likes of Sunningdale and Wentworth you might consider joining," said Tom, whose comments were added to by David.

"If we can achieve that sort of quality and it also remains an educational establishment for greenkeepers what a wonderful facility it will be."

# EVERGREENS UK

Tel: 01572 768208



Winter Tee Mats and Frames available in assorted sizes and surfaces. Call now for samples, brochure and price list. Orders now being taken for the coming winter season.

No 2 Extons Units, Market Overton Industrial Estate, Market Overton, Nr Oakham LE15 7PP

Fax: 01572 768261

Ad Ref 526

“ HOW LONG WILL IT TAKE TO TURF OUT THE HARMFUL FUNGI ON YOUR GREENS?...”



Ad Ref 614

# INSTITUTE OF GROUNDSMANSHIP 21<sup>ST</sup> REGIONAL SHOW HAYDOCK PARK RACECOURSE

28 - 29 September 1999  
9.00am to 5.00pm each day



*A convenient location, just off Junction 23 of the M6  
Any person involved with sports turf, golf courses or  
leisure facilities cannot afford to miss this special event*




Further information from:

Geoff Brereton, Exhibition Organiser, 3 Curlew Close, Winsford, Cheshire CW7 1SW  
Tel: 01606 862881 Fax: 01606 553204 Mobile: 0976 361077 Email: geoffbrereton@compuserve.com

Ad Ref 588

The cost effective way to kill

# Rabbits & Moles Underground!



Dispenser and "Eco-Placer"  
also available from



**PILTLAND TECHNOLOGY Ltd.**  
83 Elton Road, Stibbington, Peterborough, PE8 6JX

**Tel: 01780 783758 Fax: 01780 783818**

visit our website to see our full range of products  
<http://www.piltland.co.uk>

E-mail:  
[mail@piltland.co.uk](mailto:mail@piltland.co.uk)

Always read the label before use. Use pesticides safely. Contains aluminium phosphide.

Ad Ref 189

## It doesn't have to be green & yellow for...



# JOHN DEERE CREDIT

### 'We do more than you think'

For more information on  
groundscare equipment finance,  
contact our sales office on:

**Freephone  
0800 592422**



**JOHN DEERE CREDIT LIMITED**  
JDC House, Barnett Way, Barnwood, Gloucester GL4 3RT

Ad Ref 640

# BANKING HAS NEVER BEEN SO EASY THAT'S THE BEAUTY OF A NATIONAL

When it comes to staying the course, you can bank on the Allen National range keeping you on the straight and narrow. The Allen National range of triple mowers - 68, 68DL & 84 - are the only real choice for the professional on the tees and surrounds. And as for bunkers, they're no longer a hazard. The 68DL has transport speed, electric start and full width rollers. Banking has never been so easy.

**CALL  
0845 601 081 5**

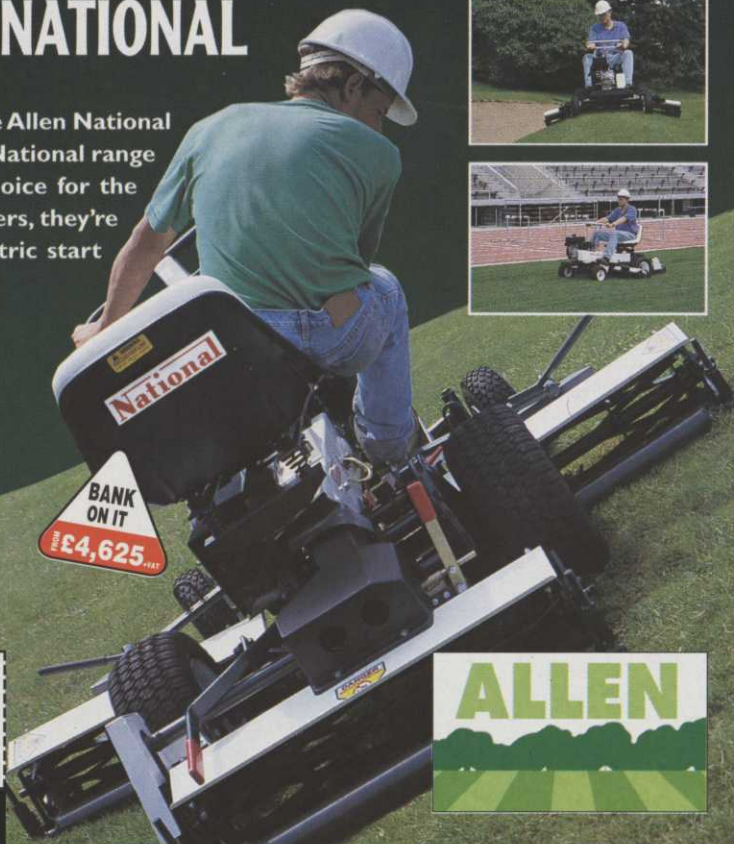
**FOR A FREE BROCHURE  
OR COMPLETE THE COUPON BELOW**

Telephone: 01235 515400 for details of your nearest  
dealer for a FREE, no obligation, demonstration on  
the amazing ability of the National.

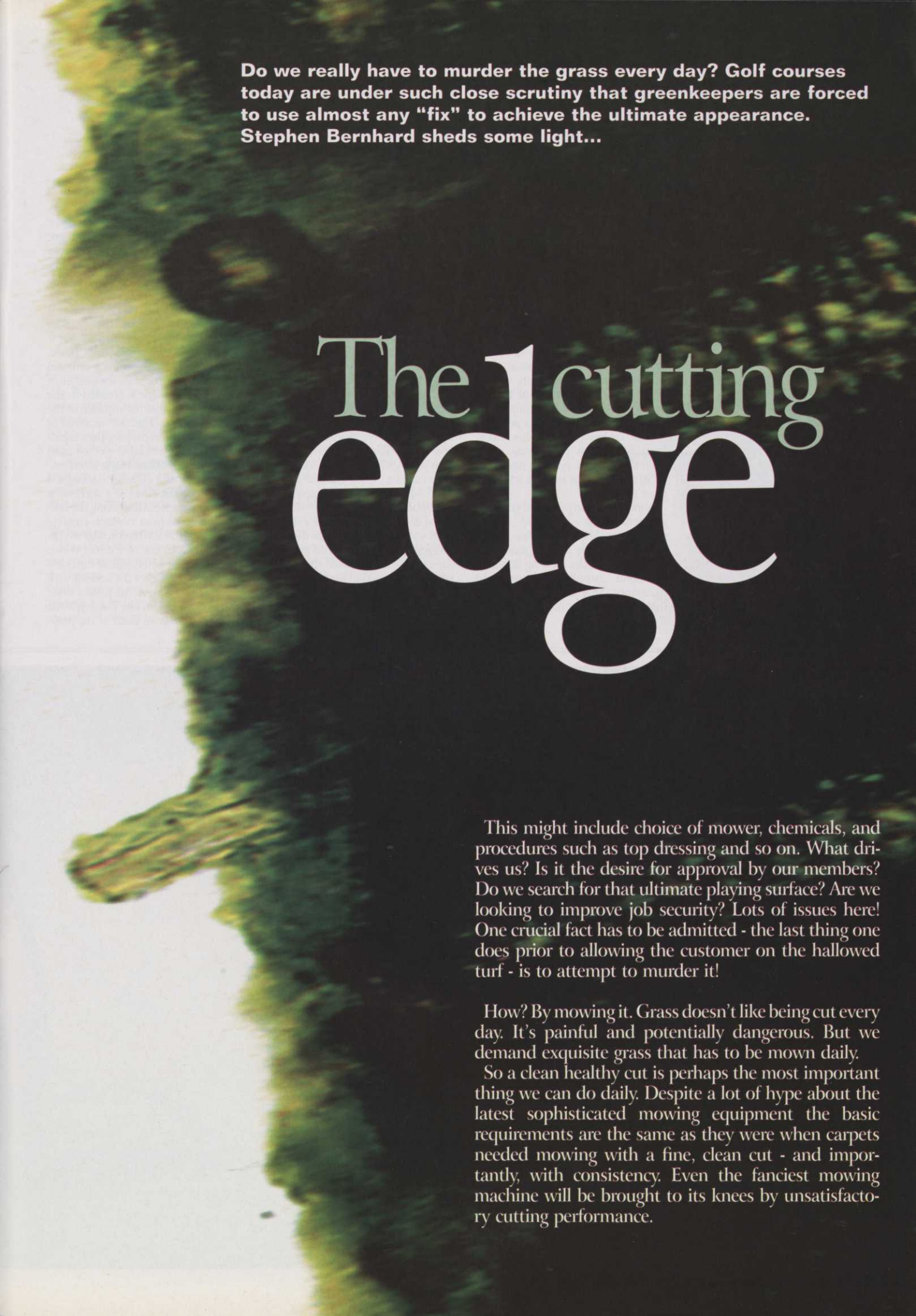
NAME:  
ADDRESS:  
POSTCODE:

GI/NAT/2/98

Allen Power Equipment Ltd. The Broadway, Didcot, Oxon OX11 8ES, England  
For Sales & Service Tel: (01235) 515400 Fax: (01235) 515401



Ad Ref 126



Do we really have to murder the grass every day? Golf courses today are under such close scrutiny that greenkeepers are forced to use almost any "fix" to achieve the ultimate appearance. Stephen Bernhard sheds some light...

# The cutting edge

This might include choice of mower, chemicals, and procedures such as top dressing and so on. What drives us? Is it the desire for approval by our members? Do we search for that ultimate playing surface? Are we looking to improve job security? Lots of issues here! One crucial fact has to be admitted - the last thing one does prior to allowing the customer on the hallowed turf - is to attempt to murder it!

How? By mowing it. Grass doesn't like being cut every day. It's painful and potentially dangerous. But we demand exquisite grass that has to be mown daily.

So a clean healthy cut is perhaps the most important thing we can do daily. Despite a lot of hype about the latest sophisticated mowing equipment the basic requirements are the same as they were when carpets needed mowing with a fine, clean cut - and importantly, with consistency. Even the fanciest mowing machine will be brought to its knees by unsatisfactory cutting performance.

# The cutting edge

## A little history...

Cylinder mowers were first developed by Edwin Budding for shearing the nap of carpets around 1830. Using only straight blades, a threshing action of those first prototypes produced an uneven cut as the material was fanned about.

So, to resolve this, a helix was created by twisting the blades into a spiral. Bottom blades were added to hold the carpet fibers in place, positioning them for uniformity of cut. The helical blades caused the cutting point to be drawn horizontally across the bottom blade creating a scything action. Budding applied his textile shearing concept to mowing grass, patenting his first cylinder mower in 1830 replacing the manual scythe to mow grass.

Johnny Atterton produced griss mill grinders and modified these machines to help create a true cylinder for these early mowing machines. Responding to the growing demand, he soon supplied grinders to Ransomes, Shanks and Lloyds, the three major mower manufacturers of the day.

Atterton also developed and patented the first commercial mower grinder. As small repair shops proliferated, he developed a range and by 1870, Atterton and Ellis, Ltd. (which is owned by Bernhard & Co. today) had four steam or hand driven spin grinders on the market.

"In situ" spin grinding - meaning the cylinder is ground "in the same situation" as the cylinder is used during mowing, rather than removing it and grinding separately - came about the turn of the century. With this method, a grinding stone was positioned where the grass would normally be. Single-blade grinding was initiated in the USA by an Ohio Company called SIP with a machine they called a "hook grinder" around 1935. The concept of lapping was developed because of the need to make single-blade-ground cylinders truly cylindrical. This was the same problem Budding ran into one hundred years earlier, solved then by the use of the Atterton cylindrical grinder. Relief grinding, or blade thinning, was then created to reduce the braking effect of lapped cylinders.

## The cylinder mowing process

Despite the fact that manufacturers have continued to improve designs, much of the original cylinder geometry pioneered by Budding and Atterton remains valid today.

The function of cylinder mowers is simple. As it rotates, the cylinder blade draws the grass blades against the front face of the bottom blade, which positions them for a uniform cut. This also controls the height of cut. The leaf tissue is sheared as the blades pass across the top face of the bottom blade. The cut material is compressed momentarily, then rapidly decompresses and is ejected from the cylinder/bottom blade interface.

The helix of a cylinder is designed to produce the effect of a succession of razor blades passing along the bottom blade without contact, creating the horizontal scything action so critical to a clean cut of the leaf tissue. The flatter the helix angle of the cylinder blade, the higher the velocity with which the point of cut passes along the bottom blade. The bottom blade positions the grass blade at the prop-

## REELMASTER® 6500-D & 6700-D THROUGH THICK AND THIN, ALL YEAR ROUND

Whether tackling thick summer season grasses or thinner winter turf, Toro's rugged and durable Reelmaster 6000 series of fairway mowers delivers power, agility, productivity and a quality cut time after time.

The 6500-D, with its five cutting units, and the 6700-D, with seven cutting units, offer an unrivalled quality of cut. The automated control electronics (ACE) system, which adjusts reel speed to mowing speed for a consistent rate of cut, is combined with Toro's exclusive floating suspension system, resulting in superb ground contouring.

For a perfect finish through thick and thin, you can trust Toro. Simply telephone 01480 476971 and we'll arrange for a local dealer to contact you.

**TORO**

**TOTAL SOLUTIONS**

TORO distributed by: Lely (UK) Limited, Station Road, St Neots, Huntingdon, Cambridgeshire PE19 1QH  
Tel: 01480 476971 Fax: 01480 216167 E-mail: [toro.sales@lely.co.uk](mailto:toro.sales@lely.co.uk)  
Lely Ireland Limited, 6 Airton Close, Tallaght, Dublin 24.  
Tel: 00 353 1 459 3314 Fax: 00 353 1 459 3320 E-mail: [info@lely.ie](mailto:info@lely.ie)





**Overleaf:** A highly magnified section of grass which has been cut cleanly, and right, a section which has not

er angle for mowing. The front face of the bottom blade is the positioning face, while the top face is the ejection face. A correct front face angle must always be acute ( $< 90^\circ$ ).

Many greenkeepers perceive the problem of "rifling" after noticing streaking on the surface of the turf. This usually points to excessive tightening of cylinder to bottom blade.

Inevitably, this causes the leaf tissue to be cut in a mechanical scissors-like fashion, often in the middle of the cylinder blade surface, rather than at the cutting edge of the cylinder and bottom blade. Instead of the clean cut achieved by scything, the leaf tissue becomes pinched. It is then literally pulled apart and ruptured during the scissoring process, rendering the grass blade vulnerable to many potential problems.

#### **Scissors vs scythe**


This difference between a scissors-cut and a scything action is important to understand. Scissors require two blades moving toward one another in opposing directions. Scissors cut adequately if there is sufficient light

contact. Scythes consist of a single cutting blade being drawn obliquely across the leaf tissue, damaging fewer cells in the process. Scissors will, of course, cut but a scythe cuts soft tissue much better. This is precisely why a surgeon uses a single-blade scalpel (which is drawn through the flesh) instead of scissors.

He looks for a surgical clean cut that will heal quickly. In a cylinder mower, one difference between a scythe and scissors action is the velocity of the cutting edge. A properly ground and adjusted mower will operate in a scything action at much greater velocity than one functioning as scissors. Think of the analogy of razor blades shooting along the length of the bottom blade edge.

#### **So what does lapping do?**

Even the most precise angles and adjustments can go awry if not maintained properly once the cylinder and bottom blade start to wear. This is where all the contention about relief vs. no relief, lapping vs. no lapping, and contact vs. no contact adjustment come into play. Inaccurate



# The cutting edge

grinding results in varying heights of each cylinder blade. Lapping was invented to make a single-blade-ground cylinder truly cylindrical again even though the exact diameter may vary along its length. During the lapping process abrasive wears down the high blades to the level of the low ones, but also creates two curved, mirrored surfaces from the bottom blade and cylinder tip. The curve assumes the arc of the cylinder rotation. Unfortunately, these two mirrored surfaces act as a drum brake, with the rotating blades of the cylinder forming the drum and the bottom blade acting as the brake shoe. This causes considerable wear to the bottom blade and cylinder, and also requires more power to rotate the cylinder due to the drag factors



Above: Examining the quality of cut

involved. By effectively wearing away the sharp leading edges of the cylinder blade and bottom blade, lapping also turns a scythe into a scissors cut (requiring light-to-moderate contact between the two surfaces).

Lapping is essentially "any wearing process", even that of cylinder and bottom blades during normal use of the mower. Normal wear and tear produces curved, mirrored surfaces just as intentional "paste" lapping does, but the surfaces are rounded and irregular - thus requiring greater and greater contact via tighter adjustment to maintain functionality.

Paste lapping can restore some of the cutting ability of worn cylinder tips and bottom blade edges. A well-

lapped blade certainly produces a far better finish than a rounded and dull blade, but is a temporary fix until the cylinder can be properly ground and adjusted again.

Grinder technology exists today, allowing a complete regrind of a greens-mower cylinder in less than ten minutes, floor-to-floor, without even dismantling any component nor adjusting any roller or bottom blade.

## The need for relief grinding

To minimise braking effect of lapped surfaces, relief grinding (also called "backing off" or "blade thinning") was invented in the USA during the mid 1930's.

When this relief wears off from lapping and/or excessive blade contact, the cylinder blade tip gets "fat" again. It should then be either lapped to produce a temporarily sharp edge or reground to original angles and dimensions. Very few mowers still have functional relief six months into the season so the drag is massive. Reducing the blade thickness by 3/4 reduces the torque required to turn the cylinder by a factor of 16. But it also increases the vertical (upward) thrust on the cylinder bearings by a factor of 16. Cylinder bearings are not normally designed to absorb vertical loading causing bearings to oval over time and resulting in a fine vibration. This tends to round off the cylinder and bottom blade tips.

More lapping is then required, which in turn causes more vertical thrust, wear, and vibration. And so the vicious circle continues. The need to lap becomes greater as the season advances and many people believe that relief grinding produces a better cut. Actually, relief grinding has no effect whatsoever on the quality of cut, since on lapped cylinders there is no relief at the actual point where the grass is cut. Relief reduces the torque required to turn a lapped cylinder and the subsequent load on the engine and hydraulics of the mower. The best relief is obtained from a properly ground, non-lapped cylinder adjusted for "no contact at all". No contact is ultimate relief.

## Equipment considerations

If you can think of your mower as a horse, regardless of its configuration - and if you appreciate that the real impact upon the turf is where the

mower actually cuts the grass - that is the cylinder and bottom blade - it becomes easier to disentangle the complex arguments. The braking effect of wrongly adjusted or over-tightened cylinders often causes undue system load, resulting in engine wear, higher fuel consumption, heat gain to hydraulic systems, overload to seals and hoses, and otherwise unsatisfactory performance. For this reason, many manufacturers insist (quite rightly) upon maintaining relief on their cutting units.

Now it is easy to understand the benefits if NO CONTACT - the ultimate relief.

## The agronomic viewpoint

The way a mower leaves a leaf blade has significant impact on overall plant health. We tend not to think much about what is going on at the microscopic level, where grass is cut. Plant pathology research demonstrates how damaging the use of lapped (or otherwise improperly sharpened) cylinders can be.

Poorly ground mowers tend to flail at the grass, leaving bleeding rough edges. A microscopic inspection of the leaf tip area reveals that a clean, scything cut made by a properly sharpened, non-lapped cylinder results in less leaf surface area exposed to pathogenic infection, and lower transpiration rates. The plant can use more of its nutrients for root growth rather than damage repair.

Moving the maintenance programme up a notch, avoiding "the mower doesn't cut so we need to tighten it down a bit more" syndrome, can yield dramatic improvements (and savings) in several areas. Simply touching up the front face of the bottom blade every week on greens-mowers, every two weeks on tees, maybe monthly on fairway units - whatever works for you - will go a long way toward extending the functional life of a quality grind and save time by forestalling the need to lap.

Investing one hour every two months in sharpening - however you do it, with whatever machine you use - vs. spending four hours lapping over that two months (15 minutes twice per week) will yield even greater benefits to your overall agronomic and turf equipment maintenance programs.