

tions better than the next club's. If it's burnt out it's not nearly as appealing as one which is green and lush and everything is growing." Much of the work Ocmis carries out is in the field is upgrading and refurbishments to existing systems.

"Unfortunately a lot of developers do not appreciate what makes a good irrigation system. If a course is being developed to be sold, price is paramount and even with a fully automatic irrigation system, whether it is good, bad or indifferent often does not become apparent until the new owner has taken over."

Ocmis is responsible for introducing the use of the superior polyethylene pipe system into the golf irrigation market.

"The golf market had always used UPVC pipe supplied in 6 metre lengths (jointed by glue or simply push fit) the biggest problems being bursts in existing UPVC mains where jointing occurs. The advantages with PE pipe are that you have only one joint every 100 metres, it resists intrusion by stones and it follows ground contours."

"We always use compression couplings which have a far superior reliability, galvanised manifold assembly rather than UPVC and brass valves, which are many times more expensive than plastic."

Obviously using the best quality products means greater cost overall but Ocmis is careful to ensure that golf clubs get the best possible results for their investment.

"We can rarely ever be cheapest because of the quality of materials we use but we never compromise. What we suggest is that the project is phased for the club if they don't have enough money for the full project initially. We also encourage clubs to spend a little more to put in the cable for an automatic system at the beginning, even if they just want manual system. Because if they want to upgrade at a later date for a little extra cost at the beginning, it can save thousands of pounds later and avoid causing major disruption to the course."

Chris explains that designing a system is the key to making it work and they have a team of five designers who give the customer



The Ocmis installation team in action. Far left, late evening irrigation

as much as they can for the money available.

"Ocmis prides itself on having the most up-to-date design department in the country with Computer Aided Design (CAD) to produce the complicated drawings required for golf and particularly landscape projects which tend to be more complicated than golf."

In addition Ocmis boasts what Chris Aplin believes to be the biggest service team in the irrigation market.

Ocmis offers a 24 hour call out service for a major system failure to all customers who have a service agreement and 30 service engineers are spread throughout the country who are all fully qualified electricians as well as being mechanical engineers.

"It means we can send one engineer to a site and he can cope whatever the problem. You never know, particularly in golf where there is so much computerisation, whether the problem is electrical or mechanical," explained Chris.

When Ocmis first became involved in the golf market a team was sent to America to learn about the equipment and their methods of design. "We also sent off five of our designers to Myrscough College to do the full BTLIA training course in irrigation."

"I honestly don't believe that many of the clubs get the greenkeeper involved enough in the decision making, when it comes to an irrigation system. Decisions which affect them directly and on which his technical input will lead to a better deal for the club."

Our company policy is that if we install or service a system is to make sure that all the greenkeepers at the club are trained in the way the system works and in basic maintenance. How to service the sprinklers and how to do small servicing jobs. It can save the club a lot of money. When we do a spring start up for the customer we check the whole system through, and when we shut it down in the winter, we blow the

whole system out using compressed air which no-one else in the industry does, this ensures the system is completely drained and avoids any possibility of frost damage.

Chris sees much development in the area of water storage in the future on the strength of last year's water restrictions. "It is relatively easy to get an extraction licence in winter from a river or a stream because it is flowing to excess, while it is nearly impossible now to get a licence to extract in the summer. It's even getting difficult to get borehole licences for extraction during the summer period, so ideally clubs should extract water in the winter, store it for use during the summer."

"We calculate the size of the

storage lakes for clubs, provide the liners to put in them, and any additional equipment such as aerators, borehole pumps, etc. in fact anything to do with pumping and storage. Clubs have got to be made aware of water storage and water usage. The annual average rainfall is approximately 30 inches in the UK and all that water soaks into the ground and runs off. Most golf courses have extensive land drainage systems but instead of draining the water into reservoirs, which would conserve the water to reuse, often it goes directly into an outflow, and off down the river. A totally wasted precious resource."

It's that type of thinking which will ensure that Ocmis continues to make advances in the modern golf course irrigation market and that golf clubs will make the most of the resources both financial and natural they have available to them.

# "FOUR!"

Tees, greens, fairways and roughs, now you can "whole in one" with Barenbrug mixtures especially formulated for specific purposes.

- 1 Greens - Bar 2 mixture
- 2 Fairways - Bar 3 mixture
- 3 Roughs - Bar 4 mixture
- 4 Tees - Bar 5 mixture

Containing varieties like Bargreen, Barcrown, Bardot and Heriot, Barenbrug mixtures will give superb colour, hard wear, low maintenance and rapid growth.

As with all Barenbrug mixtures, they contain varieties consistently rated in the top banding of the STRI Turfgrass Seed booklets.

**BARENBRUG**  
Great in Grass

Tel: (01359) 270766 Fax: (01359) 271021

AD REF 172



# Art,

**Muirfield Village member, Clayton Hoskins, is a man steeped in golf and he takes a tongue in cheek look at the work of the greenkeeper. Photograph of Muirfield Village by Brian Morgan**

I would never do or say anything to offend a British greenkeeper. I also would not go out of my way to insult an International greenkeeper, but as far as I know I have never met any.

Until recently, I didn't know there were British greenkeepers, or as we more often call you nice people in the US, greenskeepers. For at least 30 years I have sojourned in England and Scotland on a regular basis, to attend big-time golf tournaments and to re-arrange some of your turf myself, now and again. It never dawned on me that a greenkeeper could make a living on a typical Scottish golf course. I have told all my American friends for years that the wind seeds the courses in Great Britain, and the sheep contour the bunkers and provide the fertiliser.

To learn that you exist, and that you have institutionalised yourselves into an Association, with a Head Office, and an Official Publication complete with an Editor who, until now, has been my friend – well, I find all of that shocking. And so American-like. That's the sort of thing WE do.

For decades American greenkeepers (also widely known as Course Superintendents at our courses where the guest fees are \$100 or higher) have banded together and bombarded us golfers with relentless propaganda about how vital they are to golf. Through their organised efforts, they engage in vast, ongoing projects like turf research, environmental experiments and watering techniques. They sometimes favour us with turgid lectures on how to sharpen a lawn mower.

For the most part, all of this has fallen upon our deaf ears. We do replace divots, sometimes; and we might send our caddie looking for the greenkeeper if we come across a sprinkler head which has gone berserk and is flooding a fairway; but aside from things like that, we tend to take conditions as we find them and give very little thought





# not a science...

to any kind of keepers except scorekeepers.

The attitude of the typical US golfer is grass is grass. Dirt is dirt. Water is that stuff which has either red or yellow stakes around it. Environmentalists are people who do not play golf.

Everything I know about plants I learned as a schoolboy in the one and only botany course I ever had nerve enough to take. Surely I don't have to tell you experts that no matter what you call it, blue grass or bent, essentially all grass is identical. Like Gaul, it is divided into three parts: It has a root, a leaf and a section in between at the spot where the sky meets the soil, called a crown. Now that's about it. The rest is just saying the same thing over and over again.

How on earth can you keep grass FROM growing? My old aunt Minnie knows that if she scatters a little grass seed around in the bare spots and adds a little water now and then, she is going to get grass. If she adds a little fertiliser it will turn green and grow. And then Uncle George has to mow it. He knows that.

You can give these little plants Latin names if you want to, and you can mow back and forth until the fairways look like checker boards; but the fact remains that you guys are selling snake oil.

The above assessment is not universally true. I want to tell you about an exception to the rule, an American Course Superintendent (because it costs \$125 to play HIS course) by the name of Michael McBride, who for many years has been my personal friend. He is the best greenkeeper I ever met.

Mike is the head man at Muirfield Village Golf Club in Dublin, Ohio. You will recognise instantly that this is the US soil upon which, in 1987, the visiting team first won Mr Samuel Ryder's pretty little gold jug. We now share that honour with Oak Hill, in Rochester, New York, another of our very finest courses. Nevertheless, we at Muirfield Village were the first.

You haven't seen a well-kept golf course until you see Muirfield Village. Some of our grass may be "Bent", but it all stands upright, proudly and stately. Our bluegrass is not blue; it is green enough to make an Irishman homesick.

Botanically speaking, Muirfield Village never has up days or down days. Each day is more sensational than the last. It has to be that way, because if the place were to be visited by Jack Nicklaus, the founder, designer, builder and chief-taskmaster, on a day when it looked a little ragged, believe me heads would drop and roll like pine cones, and careers would come to a sad end. We are talking perfection here. Mr Nicklaus takes the golfing term "course management" seriously whether he is playing or surveying the scenery.

## About Clayton C Hoskins

Born and lives in Ohio, Great-grandparents came to the US from Scotland and Derbyshire in the 1840s. Served in World War II as a carrier-based Navy pilot. Practiced law in Columbus, Ohio for nearly 40 years. Represented Jack Nicklaus and served as attorney and PGA Tour player-manager for several other prominent golfers.

Served as Honorary Co-chairman of the 1987 Ryder Cup matches conducted at his home club, Muirfield Village Golf Club. Loses money regularly with a 9.4 Handicap Index.

In 1974 attended classes at the University of St. Andrews.

When you look out across our fairways all you see is sparkle. If a bare spot should develop, due to bad seed or perhaps a "hole made by a greenkeeper..." (see 1996 Rules of Golf, R-25. You thought only burrowing animals made holes, didn't you?), then one of Mike McBride's 25 or more full-time assistants will speed to the spot and re-sod an acre or so around the blemish so it won't spread like a tumour.

The fact that Muirfield Village always is dressed in her finest, is attested to by the touring professionals, who year after year claim that it is the best conditioned course they play. Even a golf writer, and surely a golf writer can not be a ninny, wrote in his recent book that our greens are "fast, true and carefully maintained." This may be the only time in history that a golf writer ever saw anything at a golf course

which he liked. I probably could cite you kings who have said the same thing; but somehow or other quoting a golf writer gives me more satisfaction.

Now, get ready. Here comes the stinger. No doubt you are thinking to yourself that Mike McBride is a distinguished horticulturist or agronomist, or a famed botanist, or a renowned plant pathologist or maybe even God, himself. Surely he must be a farmer of some kind. He probably has more degrees than a thermometer in the middle of August. He probably eats grass for breakfast, and sleeps on a sack of weed killer. He probably named his oldest son John Deere.

No way. Michael McBride, the top dog at the best conditioned golf course in the US has just one college degree and it is a degree in (eat your heart out)... political science. He doesn't know any more about agriculture than Picasso knew about anatomy.

So there. I rest my case. Green-keeping is an art, not a science. You don't have to know anything about when to spread lime or how to scatter around those little plugs all over the place, in order to be a greenkeeper. You have to be a politician. You have to be a hail fellow well met, who can win the confidence of the owner, and at the same time keep from being killed by the members.

Mike McBride and the hundreds of other truly successful greenkeepers of the world learned years ago that there is no need to worry about such things as whether the soil is acidic. It may be, at least in spots where someone might have spilled a little bottle of hydrochloric acid or something; but so what? Clean it up, and forget it.

The important thing for a greenkeeper to keep in mind, if he ever expects to become a Course Superintendent is that if you can't win the votes of the golfers who play your course it doesn't matter whether you set aside enough wetlands or maintain enough rough to keep the rabbits happy.

Environmentalists do not rule the world. Politicians do. Spiking the greens the morning of a tournament may make sense if you listen to a soil expert; but a politi-

cian would never do it. Riding around all day on a tractor and looking for trouble is a waste of time. You should spend your time in the grille room, buttering up the members. After all, if they are down on you, it doesn't matter how well your grass is growing.

While I certainly have been fair to all of you, it occurs to me that I am being a little unfair to my friend, Mike McBride. He may read this, if enough of you send copies to him. I should not leave the impression that Mike doesn't do anything but glad-hand all day long.

He is the hardest working Course Superintendent I ever met. He has surrounded himself with well-informed experts in all phases of golf course maintenance. He has attended every seminar ever conducted by the Golf Course Superintendents Association of America, especially those convening in Hawaii and Las Vegas. He is a family man, a gentleman, a scholar and a pillar in our community.

If you send this article to Mike, be sure to include that last paragraph. It may be the only paragraph he will read. It will be the only one he will remember.

Now that I know there is such an organisation as British and International Golf Greenkeepers Association, my next visit to your country will have new meaning for me. I shall look out across your dazzling fairways and say to myself, "Wow, look what Mother Nature has accomplished with the help of my friends at Aldwark Manor."

## THE BIGGEST MISTAKE I'VE EVER MADE AND WOULD ADMIT TO IS:



"Forgetting to reprogramme the irrigation system after testing it and having it come on at 11.30am and follow the golfers around the course."

Richard Whyman, Bude GC



# Communication

There are many examples of good conservation practice on golf courses. The benefits to the quality of the course and game can be considerable. At the heart of successfully balancing the needs of the golfer and those of the natural heritage, is communication.

For same time now, it has been shown that golf course management can be environmentally friendly. Across the UK, individual courses are taking steps to maintain the quality of their courses, in harmony with the natural heritage. For many of these clubs, this has been a proactive step based on a concern for golf. However, these clubs have also recognised that their positive actions will have had real benefit to their natural surroundings.

In other words, what is of benefit to golfing quality may also be highly valuable to our natural heritage. I say "may", because there is often a fine line between improving golfing and environmental quality, and having a detrimental effect on both. For example, improvement to a golf course may result from tree plant-



The Scottish Golf Course Wildlife Group was founded in 1992, a partnership of organisations from the environmental and golfing sectors.

In April of this year the Scottish Golf Union, supported by funding from Scottish Natural Heritage, The Scottish Greenbelt Company and the R&A appointed a Wildlife Advisor. The aim of the post is to work with the group in an attempt to bring together the interests of the golfing and environmental sectors. The post, the first of its kind in Europe, will look into all aspects of interaction between golf and the environment, including new golf course developments, greenkeeper training and conservation on existing courses.

In this article Jonathan Smith writes about the approach of the Wildlife Group in unlocking the potential of golf courses, and preserving their inherent value.

ing, pond creation or perhaps a change in rough or scrub management. However, it is also possible that such alterations can have a detrimental effect to the course. Tree planting may not always be the most suitable option, pond creation involves many considerations which may effect other aspects of course management; such as drainage or maintenance. Conservation is as much about what is not done, as much as what is done. There are many cases where clubs have acted in haste, only to repent at

leisure when the true implications of their actions became apparent.

This is one of many reasons why communication is vital. Communication with outside organisations and individuals, and communication within the club.

Many clubs are beginning to appreciate that by working to protect and enhance the natural value of their courses, they are conserving the quality of the golf course. Newtonmore Golf Club, in the heart of the Cairngorms, for example have been keen to work locally with, in their case, Scottish

Natural Heritage. Together, they have managed successfully to protect an area of rough which is rich in wild flowers, particularly orchids. Around eight different varieties of orchid have been found on the site. The Management Agreement drawn up for the site shows a commendable commitment by the club to assist in the protection of some of Scotland's most threatened habitat – unimproved grassland.

This positive attitude comes at a time of global concern for our natural environment. From individuals to large companies, people are accepting responsibility for their actions. Golf courses have a major part to play.

The knowledge and enthusiasm of the Course Manager or Greenkeeper and their staff can play a significant role in conserving many of our threatened habitats and species. They can have a tangible effect on issues of high sensitivity such as water quantity and quality. The potential, positive contribution by golf courses towards protecting the environment is vast.

Now is the time when more of that potential should be realised. Golf courses have the opportunity to establish themselves as leaders in industry and the environment. If we can demonstrate that clubs are taking sensitive, educated steps to integrate their activities into the needs of our natural and cultural heritage, then we will have done much to blunt the criticisms of those who see golf in a purely negative environmental light.

On the continent, for example, the anti-golf lobby is active in portraying golf course management, and new golf course development as a scourge of the landscape. In certain cases there is factual evidence of this, and therefore it would be wrong to assume that all golf courses and development automatically enhance the environment but the positive impact that golf can have should not be underestimated. All clubs should be aware that they can contribute in terms of conservation. They have the land and the equipment. Positive steps can range from erecting bird and bat boxes, to assessing the overall management of the course. What-



Balancing management techniques over the whole course can avoid over- and under-intensive management. Picture of Gineagles' Queen's Course courtesy of Scottish Natural Heritage



# s the key

ever the level of commitment, it is on the golfers' terms and thus can be integrated without disruption to the course. It makes sense though for clubs to seek expert ecological advice, in order to maximise the potential benefit that their actions could have.

There are many organisations and individuals who can provide constructive input to golf clubs. This may be in the form of information or advice, and perhaps even grant assistance. Whatever the level of input, it is the cooperative approach which will ultimately benefit golf and the environment in the long-term.

**'There is no reason why the current trend of golf course management, combined with environmental awareness, should not continue'**

The Scottish Golf Course Wildlife Group, through the Advisor, is in a position to establish and assist in this communication. We would like to see localised contact between golf clubs and environmental groups. We are aware that this may already take place, both cooperatively, and occasionally in conflict, and the Group are working hard to try to bring the thinking of the golfer and the conservationist ever closer together.

Let us not forget that many cases of conflicting interest could have been avoided through immediate consultation between parties.

We are realistic in terms of what we would like to achieve. As a partnership of environmental and golfing organisations, that realism is met by a desire to raise greater awareness of environmental issues across the golfing sector and to demonstrate how golf and nature can work in harmony in the future. An important step in achieving this is also to promote golfing issues across the environ-

mental sector. There is a need for mutual understanding.

There is no reason why the current trend of golf course management, combined with environmental awareness should not continue. Greenkeepers, at the heart of this concept are becoming increasingly aware that it is possible to manage their courses to benefit golf and the natural heritage, and are accepting the responsibility of their role. We would encourage clubs and managers to formalise this management in some way so that actions can be planned and assessed, and examples pulled together which show more clearly how "green" golf can be. Thus far, only a few clubs have taken this step. Linlithgow Golf Club, a lowland golf course in the agricultural landscape of West Lothian, has shown that environmental objectives can be integrated into an existing management plan at little extra cost. By looking at the course as a whole they have been able to establish management objectives which combine golfing and environmental quality.

Indeed it is often the case that clubs are over intensively managing certain areas of the course, eg. rough, ponds and ditches; and neglecting other areas eg. mature woodlands, hedgerows and ponds.

Linlithgow's efforts indicate that integrated management should not be confined to the larger, wealthier clubs and organisations, but is an achievable step for all clubs, with valuable results.

The examples cited are just two of many which show how different clubs are actively undertaking conservation practices on their courses. They may be different clubs, but they share one common technique - communication. At the centre of the valuable conservation efforts of golf clubs lies cooperation. The enthusiasm to take action, the desire to seek advice and the ability to accept assistance are vital in enhancing the game of golf and the natural environment on which it depends.

The Scottish Golf Course Wildlife Advisor is open to requests for advice on all aspects of golf course management, on any scale. This advice is free of charge and obligation.

# Drizabone?

## Ocmis

# 01460 241939

AD  
REF  
360



# AUGUST: Keeping busy during the golfers' summer holidays

**By Anthony Davies  
Head Greenkeeper,  
Prestbury Golf Club**

August is normally a quiet month in the way of major competitions for the club with many members taking their annual vacation. With this in mind we gear ourselves to carry out essential maintenance work on the course.

The course is still very busy with visitors and members guests so work programmes are worked around these players so as not to cause too much inconvenience.

In the first week of August all the greens will be hollow-cored using 1/2" tines with 2 x 2 spacing. As the cores are being removed they are pushed into collectible piles by eight men and then removed from the green.



When there are six greens cored, two men will then start top-dressing the greens, putting on as much as required. Around 60 tonnes will be used for all 19 greens.

This year we purchased a powered brush to help us fill up the

core holes. In the past we have used ordinary yard brushes to push dressing into the holes – not always a well-liked job and very time consuming – (just before the final brush I spread a bent only mix on the greens).

With cores removed on the greens this is an ideal opportunity to over seed, so before the final brush on the greens, I spread a complete Bent mix using a cyclone with the seed bulked up with topdressing. With the ground warm and plenty of natural sunlight, the germination rate is very high and the greens take on a peg board appearance but this soon disappears.

After a few days a small amount of dressing might be needed on the cored greens to keep the surfaces true. This is carried out as and when needed. The height of the cut will be raised after the operation with the greens being cut when the sun is up to enable us to get a dry cut.

After 10 or so days, if the weather has been kind, the greens will have made a complete recovery and the height of the cut will be lowered. By the third week of August competitions will recommence and the club will host its autumn invitation day. This is where members show off their course to their guests so it is imperative the condition of the course is back to the high standard required.

Another task I carry out on the greens after coring is to apply a wetting agent. What better way to get the wetting agent down into the soil profile with the surface open and ready to receive.

**Tasks carried out before coring:**

1. Obtain complete committee approval some six months in advance, in our case it is renewed every 12 months. This invites the Handicap committee to alter the fixture list accordingly.
2. I order the dressing, seed and wetting agents in plenty of time. Prestbury has soil sheds so I have the dressing in stock two weeks before the operation commences.

The first two or three days are extremely busy so you have not got the time to run around trying to get hold of seed or other requirements.

3. Place a suitable notice on the members board to inform them of the start time and the expected finishing time of the operation. Members like to know what is happening so I give them plenty of time in order that they can rearrange their activities if they wish.

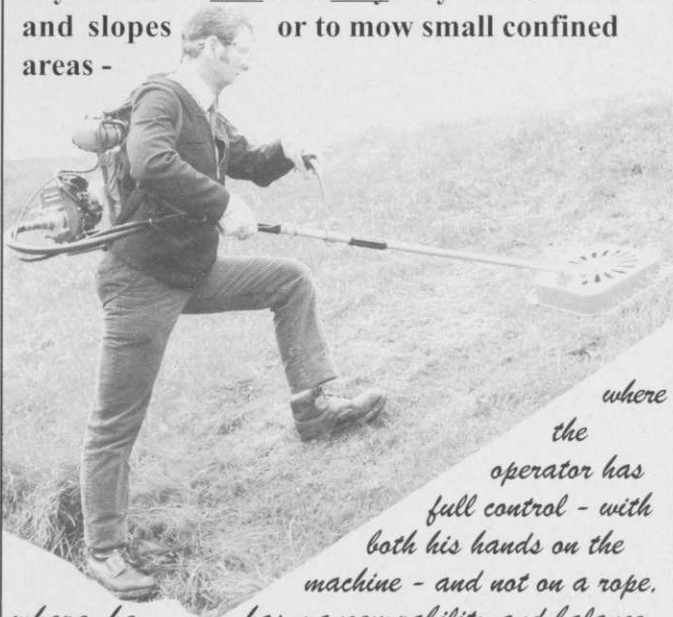
4. I spray at preventative rate a fungicide onto the greens. This is to protect them in case of wet weather during or shortly after the heavy top-dressing. With a heavy dressing and warm rain and you are unable to brush it in because it is too wet. You can imagine what could be happening under the dressing. Therefore, the fungicide application is hopefully to safeguard them against any attack of disease if the weather turns foul.

Coring in August is not a new idea as a neighbouring course have been successfully coring their greens for the past few years with great results. Mike Sheehan, Course Manager at Mere, is where I got my inspiration and it was he who advised me of what not to forget. A case of greenkeepers helping each other.

The coring of greens is the main activity for the month of August, but there are still plenty of other jobs to carry out on other parts of the course such as tidying pathways, strimming or fly mowing parts not normally touched as part of my weekly or bi-weekly routine.

We try to keep the course in as good as condition as possible with regular divoting of tees and fairways but there is still room for improvement, and coring of the greens is one of them.

**If you want a safe and easy way to mow banks and slopes or to mow small confined areas -**



*where he has manoeuvrability and balance*  
*where the operator has full control - with both his hands on the machine - and not on a rope.*  
**- then you need the Dixon & Holliday Knapsack Hover Mower**


A wide range of other heads allows D & H knapsack machines to trim, mow, hedgecut, cultivate and much more

**Dixon & Holliday Ltd.**

Unit 2, Sheppards Farm, Draycott Foliat, Swindon, Wiltshire, SN4 0HX.

Telephone :- works 01793 741173, sales 01462 700547  
Facsimile: 01793 741020

**A GREENKEEPER'S DIARY IS  
BROUGHT TO YOU IN  
ASSOCIATION WITH  
PERRYFIELDS HOLDINGS LTD  
TEL: 01386 793135  
FAX: 01386 792715**





# ASSESSORS

WHO?  
WHAT?  
WHEN?

Ken Richardson, BIGGA's Education Officer and David Golding, Education Director for the GTC continue this series of articles with a closer look at assessors

## 1. What is an assessor?

An assessor is a person qualified to judge if a person is competent at his or her job.

## 2. Who can become greenkeeper assessors?

Any golf club with an N/SVQ candidate registered on the scheme, either through the GTC or one of its approved training providers, eg a college, may nominate a work based supervisor (normally a Course Manger/ Head Greenkeeper) for assessor training.

## 3. How are assessors trained?

Assessors trained by the GTC, attend an intensive one day of training at regional venues. Fol-



Sue Gudgeon: the GTC's N/SVQ National Coordinator

lowing this training day, the trainee assessors spend time practising assessment techniques before returning, approximately six weeks later, to be assessed, by the GTC, as assessors to national standards.

## 4. What exactly is the assessor qualification?

The assessor qualification is two units of a Level 3 N/SVQ in Training and Development, which is the National Standard of assessors in all industries.

However, to become an assessor of golf greenkeepers you must also prove industry competence, through qualification and/or experience.

## 5. Who pays for assessor training?

The GTC pays for all registration, training and certification costs.

## 6. How are assessors used?

The GTC, currently, has trained in excess of 200 greenkeepers as its industry assessors. Many are now assessing both GTC and college registered N/SVQ candidates on golf courses. Many are also assessing candidates at GTC approved colleges. These assessors are also available to golf clubs who, currently, do not have a trained assessor on their staff.

## 7. Who controls N/SVQ standards?

Awarding bodies such as City and Guilds, BTEC and SCOTVEC ensure that national standards are maintained by the use of internal and external verifiers and assessors.

## 8. What does my club get out of me becoming an assessor?

Becoming an assessor means that all greenkeeping staff can be assessed to national standards, on the golf course, so ensuring higher standards of greenkeeper and better staff motivation which in turn means better golf courses leading to improved image and greater profitability.

## 9. How do I find out more about assessor training?

Contact the GTC N/SVQ National Coordinator, Sue Gudgeon, on 01347 838640.

Next Month Ken and David will look at the role of training providers.

## Headland Guard

It'll  
keep  
you out  
of  
the  
rough



## The unique adjuvant that lends a helping hand

- Makes treatments work harder by improving coverage and retention
- Renders sprays rainfast in under an hour
- Dramatically reduces spray drift
- Adds just 1% to the cost of an average fungicide treatment

Developed as a result of Headland's pioneering work on adjuvant technology, Guard has a major impact on spray efficiency by ensuring more reaches its target and stays there long enough to do its job.

Added at just 0.1% of the overall spray volume it transforms performance yet costs less than 35 pence per green. A price worth paying for rainproofing or drift reduction - let alone significant improvements in fungicide or fertiliser performance.

Guard is just one of Headland's high performance adjuvants and spraying aids. Contact your Headland distributor or call 01761 410 877 for a product guide.



Headland Amenity  
Telephone: 01761 410 877

Ideal wherever fungicides or fertilisers are applied



The Pro-Tee artificial tees are not only useful for protecting the natural grass out on the course, they can also be used on the practice ground with adjustable levelling devices to recreate uphill or downhill lies

Artificial tee mats are not everyone's kettle of fish but with the popularity of the game now reaching an all time high, the need to protect the playing surfaces on well-used courses leaves many Course Managers and Head Greenkeepers with few alternatives.

For their part manufacturers of the temporary tees are doing their best to use both the latest techniques and materials to ensure that the substitute tees both protect the natural grass and are user-friendly.

#### Links Leisure

Judging by the number that can be seen around golf courses in both this country and abroad the PRO-TEE produced by Shropshire firm, Links Leisure, seems to be one of the most popular with both greens staff and golfers alike.


Developed with the intention of creating the near perfect substitute for the grass tee the PRO-TEE mat has found favour with many greenkeepers because it not only protects the natural grass tees from damage during times when they are most vulnerable, but also because it is useful as a temporary measure during maintenance or reseeding operations.

The PRO-TEE is also being used on practice grounds again to insure against unnecessary wear and tear.

From the golfer's point of view the PRO-TEE is extremely stable and its surface is said to be totally user-friendly both in terms of footing and club protection.

It comes in two sizes two metres by one metre and one and a half metres by one and a half metres and consists of a durable glass enforced cement base and three replaceable artificial turf sections.

The base sits proud of the surface on eight integral feet to protect the natural grass below. At the same time drainage holes in the base prevent the tee from becoming waterlogged. The three artificial turf sections used for the playing surface are suitable for right and left handed players and the surface includes a tee-peg retention system which will not clog up with broken tees. It also comes with optional easy to adjust levelling devices which as well as being used on uneven ground can be used to recreate uphill or down hill lies on prac-



# ON THE TEE MAT

tice grounds.

Currently the PRO-TEEs are being used on courses all over Europe and are finding favour at both ends of the golfing spectrum.

They have been used on all 18 holes of Sherdley Park municipal course in Lancashire for the last three years where 2000 rounds a week are played.

"It is almost impossible to maintain and sustain good quality natural grass tees on a course that is played as frequently as Sherdley Park," said Brian Collins, Outdoor Facilities Manager for St Helens Metropolitan Borough Council.

At the other end of the scale the PRO-TEE is also used at the Wentworth Club on the practice ground which takes quite a bit of a pounding.

"I can fully understand the problems faced by many greenkeepers. At Wentworth for example the practice tees are almost in constant use - especially in the summer and natural grass cannot sustain that sort of treatment," explained Course Manager Chris Kennedy.

#### Easy Picker

More and more golf clubs are using winter mats for the first time due to the stress on grass tees over the last few years.

But what type of mat do you buy?

Easy Picker manufacturers the widest range of mat sizes using a spike resistant surface in different top cloths, including a three piece tee mat situated on a two metre by one metre concrete base, allowing each section to be replaced to reduce overall costs. Also available is the versatile winter tee mat measuring one and a half metres by one and a half metres on a galvanised steel frame, complete with adjustable legs. Easy Picker will also advise on what type of mat best suits the clients needs and budget. The company can also manufacture a mat to fit inside the base on an existing mat.

Reinforced tee holes cut down on the time taken to remove broken tees and will last longer than having slits in the mat.

For further information on Easy Picker Tel: 01367 860122 and ask for Jo Cholmondeley.

#### GMUK

GMUK is the designer and supplier of the renowned Dunlop All weather mat which is now in its sixth year having had three upgrades - each time improving the design by listening to customers comments and requirements.

"The success of the product is its adaptability and also that every part of the mat is replaceable with the heavy duty tee

inserts costing only £29.99," said Peter McDowell, Managing Director of GMUK. "The Dunlop base retains a part exchange value enabling the customer to upgrade even after years of use."

The mat can be sited permanently with or without adjustable legs but most take the Dunlop WTI complete with detachable handles so the mat can be resited avoiding wear in the tee surrounding areas.

This season there are two new surfaces for our customers to choose from - a shot hit tee surface and a long pile stance mat to reduce slipping on frosty days.

A circular mat has also been designed for awkward tees where alignment on an oblong mat is difficult.

#### THE BIGGEST MISTAKE I'VE EVER MADE AND WOULD ADMIT TO IS:



"Becoming North West Section Secretary"  
Bert Cross, North West Section Secretary



# BARCROWN

## King of the Greens

We may be biased but we believe that our Bar 2 mixture is rightly regarded as the very best for golf and bowls greens.

The major reason is that it contains Barcrown, the outstanding slender creeping red fescue coupled with the brown top bents Heriot and Bardot. Barcrown is tolerant to close mowing, has good shoot density and disease resistance - there's nothing else like it.

As with all Barenbrug mixtures, it contains varieties consistently rated in the top banding of the STRI Turfgrass Seed booklets.



## BARENBRUG

*Great in Grass*

Tel: (01359) 270766 Fax: (01359) 271021



# Irrigation!

AD  
REF  
172



Exhibiting at SALTEX 96 on Stand H35/36



- ★ The Dunlop All Weather Mat System
- ★ The new Circular All Weather Mat
- ★ GM Flooring for all weather tees, pathways, patios, spike bars and changing rooms

ALSO PRESENTING  
**THE SONIC  
GOLF CLUB AND  
GRIP CLEANER**

An opportunity to create revenue whilst presenting an excellent service for the golfer



**GM UK Ltd**

42 Hillside Road, Southport, Merseyside PR8 3PN  
**Tel: 01704 571271 Fax: 01704 571272**

AD  
REF  
426

# Ocmis

# 01460 241939

AD  
REF  
360



# NEW PRODUCTS

Combidrive Ltd is now able to supply the American built SNPI range of forward/reverse transmission units. The gearboxes have been manufactured for over 50 years and currently are available in five sizes which cover the range 3 to 30HP. Ratings are based on four stroke diesel, petrol or gas engines and although the standard form comes with bare shaft and foot mounting, some models can be prepared for direct connection by SAE flange and coupling to an engine.

Forward, neutral and reverse are achieved by moving a lever through 30 degree steps. There is no possibility of "crashing" the gears as all wheels are in constant mesh. The change in direction is effected by applying one brake band and releasing another on an epicyclic gear train and can be done without any hesitation to speak of. It is claimed that "frequency of gear changing is unlimited".


Each transmission also embodies a reduction gear of approx 3:1 in both forward and reverse.

The design is said to be compact, robust, simple in construction and easily field serviceable.

Information: 01558 823757.

From gardens to golf courses and rockeries to racetracks, Watermation has a new range of gear drive sprinklers to suit the job. This extensive new range which covers everything from small shrub heads to long range turf sprinklers suitable for sports grounds and golf courses have various options such as turf top, high speed and high pop on many models.

Watermation has always provided reliable, high quality irrigation equipment and this new range is certainly no exception. All the sprinklers in the range can be used as full or part circle operation by simple, visual arc adjustment, without using any key. They are vandal resistant, so that should the arc be forced outside of its pre-set position, the memory arc will return to its original pattern after only one turn. The entire gear drive range have exceptionally good sealing tops to keep out sand and a thick rubber cover to minimise damage



Looking from the top the Verti-Brush can look much like any other system for incorporating top dressings into fine turf. However, when viewed from underneath – as our picture shows – the discerning greenkeeper can see the unique "tear-drop" system which has been perfected for its special sweeping action. The gentle brushing action causes the top dressing to be moved both in a rotary and in a lateral way at the same time. This gives the sand the maximum movement and opens up the turf to receive the top dressing. As David Jenkins, Managing Director of Charterhouse Turf Machinery Ltd., said, "you have to see the top and bottom of the Verti-Brush in order to appreciate its full benefit." Information: 01428 661222.

from mowers.

Watermation's impact drive sprinklers are in use world-wide and with the introduction of the new gear drive range customers expressing a preference for gear drive sprinklers will have a real choice.

Information: 01252 336838.

Lempro has added pressure controlled variations of its established 'Sprayrider' range of ATV sprayers, pictured below. This allows operators to control the pressure of spray to suit the job in hand, the conditions and the spraying speed. These variants are available on the 100 litre Sprayrider models and give operators total control over the pressure of the spray. The new units are designated SR1 OOP (with 8002 pump) and SR1 O3P (with 8003 pump) and are suit-



able for spraying widths from one to four metres. An additional feature of the SR1 OOP is the re-circulation of chemicals achieved through the pressure regulator which provides some agitation.

The tanks on the new sprayers are manufactured from a high grade UV stabilised polyethylene and feature a low centre of gravity design which, when combined with an internal anti-surge baffle, enables their safe use on difficult terrain.

A left to right balance pipe enables the pump to draw liquid from either side and also allows the tank to be totally evacuated of chemicals.

Information: 01953 605151.

Turfmech Machinery has added a new higher velocity, tractor-mounted blower to its three model Tornado range of leaf, litter and debris blowers.

Known as the TM360 XL, the latest model is three-point linkage mounted and suitable for tractors of at least 40hp. It has been introduced in response to requests from customers wanting even greater air speeds and volumes to shift heavy, damp and stubborn material further distances.

Ideal for work in wide, open spaces such as parks, sports stadiums, golf courses, airfields

and landscaped sites, the machine has a 505mm (20in) deep fan housing, boosting significantly the rate, volume and breadth of air discharged from its delivery outlet. The high air flow moves more material further while extended exposure to the blast helps shift those really stubborn, sticky and damp materials.




Supported by two height-adjustable castor wheels, the Tornado TM360 XL can be set to produce an air blast up to 128mm (5in) above the ground to suit the depth and quantity of debris to be moved. Twin skids are welded to the base of the fan housing and there is an anti-scalp roller to prevent scuffing over uneven surfaces.

At almost twice that of the powerful TM360 model, the air volume produced by the TM360 XL will be of major assistance to professional users having to clear-up large quantities of leaves, litter, grass, twigs, hollow cores, small stones and so on. Price is £2,950.

Information: 01889 271503.

**THE BIGGEST MISTAKE I'VE EVER MADE AND WOULD ADMIT TO IS:**



"Confronting a fourball which had played to a green before the group in front had finished and seeing 'Cleveland Constabulary' on the back of their sweatshirts. One of them was in the traffic division, too!"

**Ian Holoran, Middlesbrough Municipal Golf Centre**