

# Saltex - new products

## THE WHOLE PACKAGE

It has been a busy summer for John Deere, as the company have been busy unveiling their new range of ground care products across Europe. Saltex was the official UK public launch, and the exhibition allowed the company to show off its new choice of ground care products.

The range comprises two new Gator utility vehicles, two zero turn mowers and the new 20 Series compact tractor, which consists of five models.

The CX Gator is intended for lighter capacity work in confined areas, while providing the same Gator performance. The HPX is especially designed for heavy duty haulage and for rough terrain.

Powered by a 20hp Yanmar diesel engine the HPX is available with two or four wheel drive, and is equipped with all wheel suspension as standard, front and rear hydraulic disc brakes and a two speed high-low continuously variable transmission.

The 20 Series compact tractor is the major focus for John Deere. Their slogan is 'The power to make it happen', and power is certainly what these tractors possess.



The horse power of the five models range from 31hp to 52hp, and the lower emissions engine features up to 30 percent more torque and lower fuel consumption, which all combine to provide an improved performance.

"We have designed the compact tractors with many of the features of our larger agricultural models, thus the operator gets the best of both worlds.

"The compacts are very user friendly and we have deliberately

designed them to make it easier for the user to get the maximum power out of the tractor," stated Howard Story, European Golf and Turf Market Manger.

Like the whole range, the 717 and 997 zero turn mowers made their public debut at the Saltex exhibition.

Zero turners mower have been slower to catch on in the UK than the major manufacturers expected, but times are changing.

"In the US zero turn mowers are

now used by the majority of superintendents. Their sale figures have soared, while other models have fallen.

"Once people are trained on zero turn mowers they realise just how easy they are to use, and because of that we are confident that we'll see similar sale increases in the UK as we did in the US," said David Hart, C&CE Divisions Sales Manager.

For further information Tel: 01949 860491.

## RADIO CONTROLLED SLOPE MOWER

The new Ransomes Spider is a remotely controlled rotary mulching mower specifically designed for mowing slopes up to 40°.

It has four-wheel drive and four-wheel steering and can mow in any direction. The rotary unit has an 81cm (32") cutting width and can mow sloping ground with up to a 40° incline.

It is remotely controlled, using a radio frequency transmitter with a range of 50 metres and can offer up to six times greater productivity than a petrol driven string trimmer.

Safety features have been designed in. If the machine moves out of signal range or the signal becomes obstructed, the central STOP command is generated and it stops immediately. If another machine with the same frequency is working in the vicinity, again it stops immediately.

There are two emergency stop buttons, one on the transmitter and one on the body of the mower. Also it cannot be started if the mowing blade clutch is engaged; if the hydrostatic gear is not set to neutral or if the transmitter is more than 50 metres from the machine.



There are significant health and safety benefits to the operator. It is no longer necessary to stand with a string trimmer or walk with a mower on steep slopes putting excess pressure on hip, knee and ankle joints which can lead to joint stress in later life.

The potential danger of roll over associated with ride-on mowers in marginal areas can now be eliminated. Also, the operator is not subjected to any vibration, as there is no physical contact with the machine, and there is no exposure to the constant noise levels inherent with a pedestrian or ride-on machine.

For further information Tel: 01473 270000.

## NEW TOTAL HERBICIDE

The non-selective, residual herbicide is designed for control of annual and perennial weeds on land not intended to bear vegetation and in amenity situations.

The first of the actives in the formulation works via a unique 'barrier activity' which inhibits the germination of weeds coming up to the surface. The second active controls weeds already at the surface.

The product will be capable of being applied via either knapsack or hydraulic sprayers, post-emergence of weeds, with the main period of control being from March through to September.

This will be the first new residual total herbicide on the Amenity Marketplace for a number of years.



# Saltex - new products


## NEW AERIAL PHOTOGRAPHY SYSTEM

Tonick Watering have announced a new, unique aerial photography camera system to augment the comprehensive range of services for golf course mapping.

The new system, the only one of its kind in the UK and Ireland, provides a "birds eye view" for photography missions; this technique is complementary to traditional, costlier aerial photography methods using helicopters and light aircraft.

A professional, remotely controlled captive balloon system, the S30 provides an aerial platform for high resolution cameras and offers an unparalleled capability in ecologically or environmentally sensitive sites. Non polluting, and totally silent, the S30 can be manoeuvred into position by a pedestrian operator, providing non-intrusive access in difficult locations.

One very key advantage of this exciting new system is the ability to produce high quality digital photographs immediately on site. This provides the clients with the opportunity to acquire 'exactly' the images they want, and for them to have a direct and immediate input to the photography session. This eliminates the frustration of discovering at the end of a very expensive helicopter photography detail that the final results



are less than perfect. The S30 system allows a re-shoot of the subject almost immediately and with minimal expense.

For further information Tel: 01269 832325



## BE SET TO BE BLOWN AWAY

This Tirlo BL960 three-point linkage mounted blower unit is designed to exceed expectations, making it one of the most powerful available.

The size and design of the fanhouse, along with the unique nine-bladed 960mm fan, gives a maximum airflow and optimum airspeed.

The result is impressive and combined with the 4" antiscalping roller and the low-pressure, line-profiled front castor wheels gives good flotation not only on sport fields, but also on undulating areas.

The blower BL 960 is easily operated behind a tractor of a minimum of 45hp and has low maintenance.

The air outlet is on the left hand side, with an adjustable flap to arrange your optimum airflow and airspeed.

Being a TRILO product, it is of course, built to their usual high standard, making the BL960 durable with years of reliable service.

For further information Tel: 01638 720123

## THE NEW PROFESSIONAL BRUSHCUTTERS

Joining the respected range of outdoor power tools from STIHL, the new STIHL FS 480 brushcutter is a powerful yet light weight professional.

The engine produces an impressive 2.2 kW power and its 2.8 Nm torque effortlessly drives the range of cutting heads available through tough grass, weeds or brambles, even gnarled bushes and thin tree trunks.

The new models STIHL FS 480 and STIHL FS 480 K have a powerful 48.7 cc engine fitted with electronic ignition and a carburettor compensator for easy starting, plus smooth and consistent performance.

The long-term air filter system and robust construction ensure long service life, and from start-up to switch-off the machines are designed to be pleasant, comfortable and easy to use.

The STIHL decompression system and ElastoStart grip for example, considerably reduce the effort needed to pull the starter rope and the four point anti-vibration system further promotes comfortable use.


Equally significant in the contribution to user comfort, the new STIHL FS 480 may deliver a powerful 2.2kW performance, but it weighs only 8 kilos - making it one of the lightest machines in its displacement class.

STIHL's professional brushcutters and clearing saws are versatile machines and the choice of shaft-mounted cutting tools available enables a range of clearance tasks in both expansive and hard-to reach areas.

The new STIHL FS 480 for example, is supplied with an AutoCut line head as standard and with its special contoured handlebars is ideal for continuous mowing operations.

Its small brother, the new STIHL FS 480 K has an identical engine and power unit; the primary difference being its shaft length, which is reduced to ensure comfortable operation by shorter users.

For further information Tel: 0800 137574





# Saltex - new products

## NEW HEIGHTS REACHED

The new JCB HI-TIP Dumpster will feature all the class leading benefits of the existing tracked dumper range with the added capability of tipping to a height of 1.65 metres, ideal for unloading into a high-sided skip or drop-sided truck.

It also has the option of a variable width undercarriage, which retracts to allow access to narrow or restricted areas, but widens to give greater stability when working.

Ideal for transporting earth, debris, building or landscaping materials, the new model - as with the existing TDIOSL Dumpster - can reduce the physical effort required for landscaping and earthmoving projects with the added benefit of a self-loading shovel.

The JCB Groundcare Dumpsters can also be used to stockpile excavated material ready for an excavator to dump what has been collected into a skip.

Alternatively, they can be used to transport materials such as ready mixed concrete to its destination before releasing it into place.

The optional self-loading shovel has a specially constructed scoop on the front, which can be controlled by the operator to gather material directly into the skip.

This eliminates the need for the operator to leave the controls and manually fill the machine, increasing productivity and reducing operator fatigue.

With low ground bearing pressures of 0.19kg/cm<sup>2</sup>, JCB Groundcare Dumpsters can work in wet ground conditions where wheeled machines could not.

The new HI-TIP Dumpster features a powerful 13HP engine and a load capacity of 400Kg, while the TD10SL has a load capacity of 750kg.

For further information Tel: 01889 590312.



## ENVIRONMENTALLY FRIENDLY HAYTER MOWER

Being shown for the first time at Saltex was the LT324G four wheel drive triple mower. Developed from the highly successful diesel powered LT324, the new machine uses LPG and will satisfy the current demand for environmentally friendly grass cutting machinery.

Outwardly similar to the LT324, with the new engine cover redesign and other styling changes made to give the machine a more aesthetically pleasing appearance, the LT324G has all the benefits associated with Hayter ride on products.

These include a comfortable operating position, hinged or removable panels for easy access to all components for maintenance and common parts across the range wherever practical.

The obvious visible difference between the LT324 and the new machine is the two LPG tanks, one on either side of the engine behind the operator. These carry enough fuel to operate at full load for 10 hours of continuous cutting, more than will ever be required on the most demanding grass cutting rounds. The power unit fitted is a 4 cylinder 1600 cc engine built by General Motors. This develops 40 hp at normal operating speed and ensures the machine has more than enough power to cope with demanding applications and yet is quiet and smooth in operation.

For further information Tel: 01279 723444.

## TURF RENOVATION

Completely renovating 18 golf greens in one day may sound like a tall order, but that is what can be achieved with the Koro Field Top Maker Unit, when fitted with a special scarifying reel.

The Koro Field Top Maker is available in 1.2m and 2m wide versions. Fitted with the scarifying reel, it can treat fine turf at spacings of 20mm or 40mm, using 1.5m or 3mm carbide tipped blades. Its integral conveyor simultaneously removes material directly into a trailer alongside for operational efficiency.

Depth of operation is easily adjusted via screw jacks on each roller, from 1-50mm. A mid-mounted anti-scalp roller allows the machine to float over undulations. The Koro Field Top Maker requires a tractor of 27hp or more to power it, with hydrostatic drive or a creep gearbox.

The Field Top Maker comes from a broad line-up of Koro attachments developed to maximise the playing potential of sports turf.

For further information Tel: 01260 224568



## EXPANDED PESTICIDE RANGE

TANGENT, Headland's newest addition to their pesticide range, highlights an expanding portfolio of weed and pest control products for the UK amenity market.

The 450 g/l glyphosate formulation features "Envision Technology" - a unique surfactant system that increases reliability of total weed control as well as providing both user and environmental benefits.

The product is classified as non-hazardous, and may be used in aquatic situations.

TANGENT joins the selective herbicides BLASTER - used on woody and difficult-to-kill weeds in grassland, and RELAY TURF, the popular wide-spectrum, broad-leaved weed control for managed amenity turf.

TORDON 101 provides control of a wide range of deep-rooted perennial broad-leaved weeds and woody species including Japanese Knotweed, in amenity grassland such as roadsides, railway embankments and industrial sites etc.

Other products include CYREN, a soil insecticide for use in combating leatherjackets and Frit Fly, and SNARE, the recently launched turf fungicide active against a wide range of turf diseases.



# Saltex - new products

## THE S600 COMPACT LOADER

Vermeer has unveiled the new S600 Compact Mini Skid Steer Loader, which is a multifunctional machine.

Whether landscaping, utility work, fencing or materials handling, the compact skid steer loader offers excellent versatility and user friendly features. Its ride-on design coupled with high manoeuvrability provides a superior alternative to traditional methods, particularly when utilising the base unit with the wide range of attachments.

A universal mounting plate and auxiliary hydraulic connection powers various attachments including bucket, forks, land leveller, tiller, auger and trencher. High hydraulic flows – 45l/min – to the attachments allows the S600 to carry out its duties with power and efficiency.

The ride-on design with cushioned operator platform gives the operator excellent visibility and protects him/her from poor site conditions. The 25hp Kubota diesel engine is a proven unit and, coupled with a 60 litre tank capacity, offers long operating times.

Simple multi-function controls allow both machine and attachment operation with both hands whilst still holding onto the handlebars.

Safety features are always at the forefront of any Vermeer machine. The



S600 has excellent mounting plate visibility, boom and tilt lockout, operator presence including auxiliary hydraulics, neutral start interlocks, built-in lift-hook and tie-down locations and a parking brake.

The S600 has an oil cooler and offers easy battery access.

For further information Tel: 01933 274400.



## SETTING A SHARPER STANDARD

Grinding specialist Bernhard and Company have introduced the new Express Dual 5000 cylinder grinder to the UK.

Renowned the world over for superb grind quality and lightening speed, the Express Dual range combines simplicity of use with tremendous reliability.

This 5000 model sets new standards in cylinder spin grinding. A unique auto-cut provides an accurate finish, which eliminates the need for lapping and relief grinding. This dramatically reduces maintenance costs and significantly improves turf health through a sharper cut.

Reducing labour costs, mowers are ground in-situ which completely eliminates the need to remove the bottom blade or rollers.

Greenkeepers will find the 5000 a real boon as the grind cycle can be completed unattended and finished in as little as five minutes for a greens unit and 12 minutes for a fairway unit.

Additional benefits of the new Express Dual 5000 grinder include: Up-rated control and feed system, grinding totally enclosed in a safety cabinet for environmental control and operator comfort, remote set-up, selectable automated grind cycles and manual operation via a remote handset.

## COMPLETE INDUSTRIAL ENGINES RANGE

With more than 80 years engine production experience, Kubota is the global leader for industrial engines under 100hp, with well over 21 million units already supplied for an extensive range of industries and OEM applications, including the agricultural, construction, industrial and marine sectors.

Kubota now leads the way in industrial engines with a seamless range of high quality, light, compact and highly durable models from 6.5hp to 97hp, including the new V3 series and Super Mini series. All designed to provide maximum performance and fuel efficiency, minimal noise and vibration, together with enhanced working life and unbeatable reliability.

The two latest additions to the V3 series of liquid-cooled, low emission diesel models, the 3.8 litre V3800 DI-E and the V3800 DI-E (Turbo) versions, incorporate Kubota's unique Centre Direct Injection System (E-CDIS).

"We are already well established in the under-50hp range and these new engines will help us expand in the industrial sector up to 100hp; making us a one-stop engine source with a comprehensive range to match individual power requirements", said Kubota (UK) Ltd – Engine Division Sales & Marketing Manager, Ian Darler.


Two lightweight but powerful additions to its Super Mini series of diesel engines have also recently been introduced. Thanks to major design improvements, the new 2 cylinder .6 litre Z602 and the 3 cylinder .9 litre D902 models pack a big punch despite their compact size. This is due to their larger bore and stroke sizes, with a shallower, higher capacity oil pan also helping to reduce engine size.

The net intermittent power output of the Z602 at 3200 rpm is 13.5hp, and the D902 is 20.6hp.

They join the .48 litre Z482 and the .72 litre D722 in an extended Super Mini series of engines designed for an extremely wide range of applications.

With its technical improvements the new D902 has the same power as the far heavier D905 model in Kubota's 'next size up' 05 range, despite being 60.6mm lower in height and 30.7mm shorter in length.

Both new Super Minis share many of the features to be found in larger Kubota engines.



► More new products from Saltex 2004 will be featured in our November issue.