

MORRISON GIVES YOU MORE QUALITY FOR YOUR MONEY

Quality costs money. So Morrison gives you more bold designs, more features, more value in a mower. Take the new improved 11 hp Honda engine Triplex Mark III (35 acres in eight hours) with electric lift control.

Or the Morrison Olympic 600 Cylinder Mower with its unbeatable finish and clip rate of 85 cuts per metre (78 cuts per yard). Then there's the new rugged Rapier 710-28" cut 11 hp Honda engine, three forward,

one reverse gear with non-slip drive and separate disengagement.

And the Morrison 3'N'1 Rotary. It's a rear discharge mower, a catcher mower and a mulcher.

Just some of the new mowers in the outstanding range of Morrison products. Built to a standard of quality with a promise of value at highly competitive prices every time.



3'N'1 Rotary



Olympic 600



Triplex Series

MORRISON PUTS MORE INTO A MOWER

- All designed and built with precision gearing for superior cutting quality.
- Excellent clip rate per yard.
- Economy of power to operate cutters and independent rollers.
- Many optional attachments and accessories.
- Full technical back-up and spares always available. Delivery Ex-Stock.



MORRISON INDUSTRIES LTD

Main Road, Thornham, Hunstanton, Norfolk PE36 6LX
Telephone (Thornham) 048526-234/228 (24 hours) Telex 818861

This issue

JANUARY/FEBRUARY 1985



Front cover: Royal Dornoch is on the south-east coast of Sutherland. The golf club was formed in 1877 and, soon after, Old Tom Morris was commissioned to lay out the first official nine holes—it is thought that various forms of golf were played on the same site as long ago as the mid-17th century. Today, Royal Dornoch still embraces all that is good in traditional links golf.

DIARY OF A GREENKEEPER	7
We welcome David Jones, course manager at Ipswich GC, to <i>Greenkeeper's</i> editorial team	
STILL GOING STRONG	14
Company profile—Stewarts of Edinburgh	
EIGGA NEWS & VIEWS	18
SIGGA NEWS & VIEWS	19
INDIGENOUS TURF RECLAMATION	22
A diagnosis and prognosis by Eddie Park	
NOTEBOOK	25
Our regular news review	
BUYERS' GUIDE	35

Publisher: A. Quick & Co Ltd

Managing Director: Michael Coffey

Editor: Robin Stewart

Contributors: Jim Arthur, John Campbell, David Jones, Jack McMillan, Eddie Park, Donald Steel, Peter Wisbey and Walter Woods

All advertising matter, editorial copy and correspondence should be sent to: *Greenkeeper*, 121-123 High Street, Dovercourt, Harwich, Essex CO12 3AP. ☎ 0255 507526

Subscription rates:

UK—£12 Continent and USA—£20 Eire—IR £17.50

Greenkeeper is published ten times a year. Printed in England by J.B. Offset, Marks Tey, Colchester, Essex.

Copyright: A. Quick & Co Ltd 1985

Things ain't what they used to be!

I RECENTLY played a round of golf at a club in East Anglia. It was my first visit there for some ten years, but it had changed out of all recognition. To be fair, in early December it was not a mud bath but, although a sunny shirt and sweater day, the greens were soft and spongy, with thatch to a depth of four inches. The fairways were mown like fluffy motorways, straight down each side, and a collar of 'semi' surrounded each green, even between the putting surface and greenside bunkers.

Bunkers were only partially raked; all the greens were the same oval shape with a second hole cut in the front of each, as well as signs of the temporaries to come. This was definitely not the course I had enjoyed before and, with the customary reaction of someone who likes to think he has a little knowledge of the subject (a highly dangerous state), I dismissed the greenkeeper as being less than perfect.

A greater shock awaited me when I walked into the bar, where a prize-giving ceremony was in progress. The captain, after complimenting himself on the weather, went on to say how marvellous the course was and asked that the chairman of the greens committee pass on the club's thanks for the course's condition to those responsible. I could not believe my ears—he must have played a different 18 holes.

I was so appalled I did a little digging and asked my host his opinion. "Well," he said, "golf really boomed here in the early 1970s and, while this is a club with traditions, nearing its centenary, equally there was an influx in our membership of mainly middle-aged men, who had not played the game before.

"Although the majority are as keen as mustard, they have not been brought up on golf and they do not have a feel for the game or course. They rarely play away from home, apart from trying some of the overplayed 'hotel' courses, and would certainly never venture on to any of the 'championship' courses."

With a sigh, my friend added: "They have seen it all on TV and listened to the commentators—now a medal round takes four hours and if the captain (18 handicap) can't stop his four-wood in the middle of the green in August, questions are asked! God forbid if a green ever turns brown."

Apparently, few members complain and view the clubhouse being decorated annually as a priority. The better golfers hibernate to other courses during the winter months if the going gets heavy.

I asked about the head greenkeeper—a nice chap, who has been there ages and doesn't want to move and equally doesn't want to lose his job, preferring to give the majority what is wanted.

Sadly, I have come to the conclusion that there must be many such clubs and I pity the poor greenkeepers who have to work at such places. Maybe what this magazine strives for is not applicable to some clubs, but I pray that *Greenkeeper* devotees are still in the majority. For the life of me, I fail to see the logic of golfers who pay for and demand playing conditions that will not, in most years, give them golf all the year round.

The Editor



WITH

FISONS

YOU

ONLY

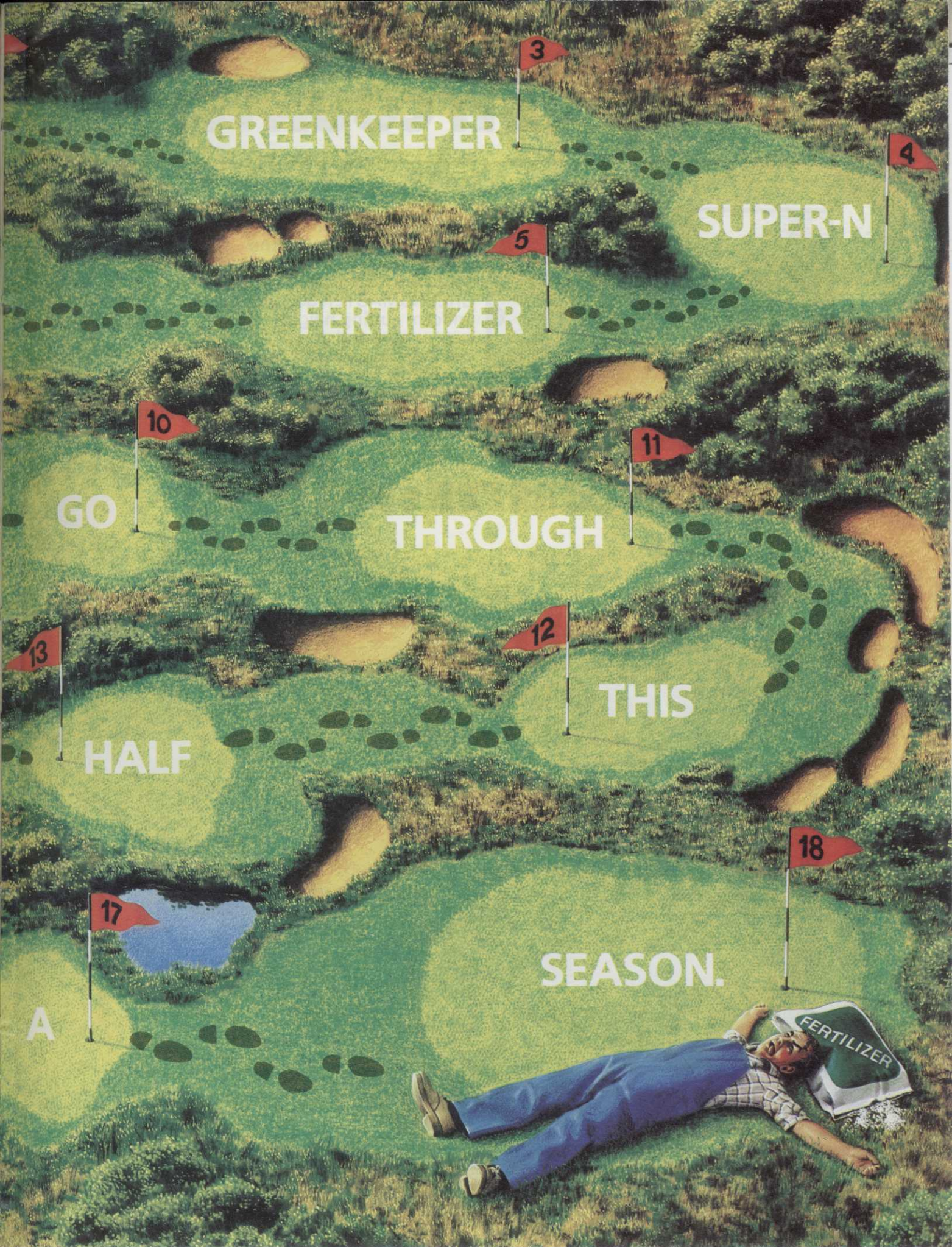
HAVE

TO

AS

MANY

TIMES



GREENKEEPER

SUPER-N

FERTILIZER

GO

THROUGH

THIS

HALF

SEASON.

A

FERTILIZER

Fisons Greenkeeper* Super-N nitrogen-only fertilizer feeds your greens steadily for 12 weeks. Because it contains a unique mix of fast and slow-release nitrogen.

*GREENKEEPER IS A TRADE MARK OF FISON'S plc. FISON'S plc, HORTICULTURE DIVISION, PAPER MILL LANE, BRAMFORD, IPSWICH IP8 4BZ.



FISON'S
Horticulture

IT'S ON THE GREEN ...WHERE IT COUNTS!




... of all the mowing jobs on a golf course, mowing the greens requires the most delicate touch of all. The new GREENSMaster 300 ensures a uniform cutting height, appearance and playing characteristic while manoeuvring in a tightly defined area. Why not see this exceptional mower in action ... the GREENSMaster 300 has so much more to offer!

NEW GREENSMaster 300

TORO®

**THE PROFESSIONALS
THAT KEEP YOU CUTTING.**



Please send details of complete TORO RANGE
 NEAREST DEALER TRIAL DETAILS
 Name
 Address
 Telephone

G/1/85

UK DISTRIBUTORS: LELY IMPORT LIMITED STATION ROAD / ST NEOTS / CAMBRIDGESHIRE Tel (0480) 76971 Telex 32523

Diary of a greenkeeper

IN the flaming June of 1976, I arrived at Ipswich Golf Club to take up my new post as course manager. Ipswich GC, or Purdis Heath as it is known locally, is one of the premier clubs in East Anglia—a 27-hole golf course set in heathland that has to be seen to be appreciated.

When I arrived, one of the first things I remember was walking with the club professional across the 18th green. He asked me: "How can people be expected to play good golf on such soft, slow greens?" In fact, the green was so soft that I could see my footprints in the turf behind me and this was in the middle of a severe drought!

Mind you, the members loved the greens. They could hold a ball on them, never mind how it was struck or, for that matter, with what. So, as a newcomer, this was no time to upset the natives! However, I did risk turning the watering system controller down from an application time of 30-40 minutes per green, per night, to six minutes. (Besides, I hadn't yet unpacked my wellies!)

My thoughts on greenkeeping were, at that time, somewhat different to what they are now. I think it fair to say that I was a three times a year NPK man, with the usual higher phosphate feed for the winter applied in late October.

Jim Arthur was, to me, some lunatic who had lost his marbles and had run away from Bingley with the crazy notion that if you starved your lovely greens of all water and fertiliser and slit-tined them as deep as possible once a week, they would be better to play on. Worse still, he was making a living because some people believed it!

No wonder, I thought, some greenkeepers hated having this man inflicted upon them and their courses by committees. How my thoughts have changed!

The next two years were spent trying to show my new employers that I could keep their course in the manner to which they were accustomed and, judging from the comments of members and visitors alike, my staff and I seemed to be doing OK. But, deep down, I felt things were not all they should be. The thatch layer was still there, the greens were not draining as quickly as you would expect of a heathland course and it was still necessary to use frost holes in the winter because of greens holding so

By David Jones

much water. Was I over fertilising? Perhaps I ought to try cutting back on phosphates to see what happened?

Over the next two to three years, we used a phosphate-free fertiliser on the greens and tees and stopped using anything at all on the fairways, except the aerator and gang mowers. The results were remarkable—the deterioration was becoming an embarrassment. I continued with this policy until the autumn of 1981 with no apparent reduction in the thatch levels that was present in the greens. Winter frost holes were still the norm, despite the change in direction.

During the first couple of months of 1982, I attended a lecture given by Jim Arthur, on behalf of the PGA European Tour, at Wentworth. The title was Course Preparation For An Open Championship and I soon realised that this man wasn't a lunatic. He wasn't saying, "don't water, don't use fertiliser." He was saying, "do so in moderation, with the minimum amounts required to sustain the grass species that are required to enable the game to be played 365 days a year."

With regard to phosphate, tests were proving that most golf course greens already had far too much. At last, all the pieces seemed to come together and I realised that I had been going in the right direction, but had been trying to build the jigsaw without all the parts and that I was walking the wrong way, too slowly up the escalator to achieve my goal, which was to return Purdis Heath to the heathland character members had not seen for some 20 years or more.

The first obvious step in getting such a policy adopted by a club is to approach your committee for its support. Without their backing and confidence, make no mistake, you will be out on your proverbial ear! Memories are painfully short and it's no use saying that the course was alright last year. It's now that interests most members. To obtain my committee's support, I decided to put my thoughts down on paper and the finished document was then circulated to the captain and committee. The report—dated March 13, 1982—went as follows:

TO ACHIEVE FINER GREENS AT PURDIS

What Is A Good Golf Green?

It must surely be one that when a ball is struck on it towards the hole, the ball moves quickly across its surface hugging the grass cover, following its contours, finally dropping into the cup with the nice rattle that some people hear in less shots from the tee by one player than others—that is, if the green has been read correctly in the first place. This same fast green must also be capable of allowing a correctly struck ball to pitch and stop on its surface without causing a large crater. On the other hand, it must allow a badly struck shot to remain a bad shot, by letting it skid through the back.

Our Present Situation

Annual meadow grass is in the majority of golf greens throughout the British Isles and is known as a weed grass. On our course, it dominates our greens by some 85 per cent. The remaining 15 per cent is made up of some of the desirable species and other weed grasses such as Yorkshire Fog, etc.

Our other enemy, which goes hand in hand with *poa annua*, is thatch. Thatch can be briefly described as a layer of dead and living grass stems and roots between the soil and the green surface. The thatch at Purdis is approximately two inches thick. Unfortunately, these two problems have been brought about by a lack of understanding concerning the kind of management required to encourage the right type of grasses. In our experience, if the records are looked into, how often have our fairways been covered with chalk on instruction from well-meaning advisors because the soil ph level had, on analysis, been too acid? Too acid for what? Not too acid to sustain the fescue and *agrostis* grasses, as they are capable of tolerating wide variations in ph values, but perhaps the intention was to cause the heather to decline, because that was its main achievement.

Getting back to the greens, which I would guess have been given a healthy coat of chalk now and then in the past 20 years, after the testing of soil samples revealed a soil condition unsuitable to grow grass for agricultural

Continued overleaf...



The short 10th before bracken removal.

standards, what else has brought about the invasion of meadow grass? Undoubtedly, over generous fertilisation, greater compaction of the surface from an increase of play and, lastly, over enthusiastic watering to give the greens the expected 'green' appearance, which are the three prime ingredients for poa annua to thrive over all-comers and to encourage the accumulation of thatch. The species known as fescue and bent grass provide the best turf for an all-year-round putting surface—their requirements for survival being uncompacted, well-drained soil and poverty with regard to nutritional value.

Before going on to explain how the survival of these two species can be encouraged, I think we should examine the reason why poa annua is an undesirable species. Poa has a

short life span, its process of germinating, growing, flowering to seed and dying taking just a few weeks. Poa's shallow root system makes it capable of surviving on compact or fibrous surfaces and survival during drought conditions is assisted by being able to rapidly set down seed, which will germinate when the drought ends. Its colour is normally very good in the summer, as long as it is kept well-supplied with fertiliser and water but, during the winter months, it becomes a sickly yellow, prone to fungal attack. As the dying off and seeding process continues, the putting surface is often bumpy.

The average club golfer wanting, or should I say, expecting, his thin, badly struck shot to stop on impact with the green cries out for the greens to receive more water, the addition of

which helps close any space within the surface, which normally would contain air and bacteria. The bacteria is required to break down cut leaves and dead vegetation just below the surface (thatch). Without aerobic activity, we build up more thatch. This thatch acts like a sponge in wet weather, oozing out water around the feet and causing footprints and deep pitch marks to disturb the surface. When the weather becomes dry, it hardens like cork, leaving a bumpy, uneven surface. The recognised solution? Water to soften it again! This situation has gone on for years, not just at Purdis, but on the majority of golf courses and sports turf all over the country and now people more or less accept it as a cross to be borne.

The Remedy

Some greenkeepers, like myself, believe this situation need not be. To achieve the goal, which must be to regain fescue and agrostis domination on the greens, we have to replace the correct environment for these species to thrive. One important and encouraging factor in our favour is that we are a heathland course, which favours fine grasses as its indigenous species.

With thatch, introduction of air through deep-slitting at weekly intervals will soon ease water retaining areas and assist with the entry of bacteria to break the layer down, effectively, improving soil structure. This is what would be known as The Initial Period Of Pain!

It would be a pain for the members, because to have a deep-slitting machine pass over their greens on a weekly basis would seem like the end of the world and their golf course as they know it, but this weekly aeration is important to drain the surface, to

farmura

The Liquid Organic Fertiliser

For information, literature
and supplies contact your
local merchant or

Farmura Ltd, Stone Hill,
Egerton, Ashford, Kent
Tel: Egerton (023376) 241



*If you want an inexpensive natural
fertiliser that will:*

- * Encourage a deep hard-wearing turf
- * Help the growth of fine grasses
- * Assist deep root development
- * Maintain the natural greens and colours of the turf
- * Mix with weedkillers for 'Feed and weed' and
- * Will not scorch
- * Is safe and non-toxic
- * Does not produce a flush of growth (and so cuts mowing costs)
- * Is low cost
- * As used by many courses including championship

begin and continue to break down the thatch layer and improve the soil structure, as well as stated earlier, to allow bacteria into it. To improve surface levels, frequent top dressings of a suitable mixture will be applied at 2-3lb per sq yard during the growing season—these disappearing very quickly and being fairly light in quantity.

As we are looking for soils that would be classed as impoverished, it will not be necessary to use phosphates in any fertilisers, (phosphates being an encouragement for poa annua) the prime ingredient being nitrogen, which will replace that leached out by rainfall and, if the soil becomes more acid, it will assist in locking up any available phosphate remaining in the soil. The surface of the green will also be improved by regular verticutting on at least a fortnightly basis, the blade being set just to flick through the top growth of the sward. Water should be applied in small amounts, sufficient to keep the grass alive.

It is most important that, if a policy for a return to heathland greens is to succeed, members of the greens committee should be familiar with what is happening and why, as it will have to be explained frequently to many irate members! Once the programme has begun, it *must* be continued and not abandoned in order to follow the wishes of amateurs. After all, if 85 per cent of our putting surface is poa, they have to be told that the intention is to kill off 85 per cent of the grass and replace it with something better over at least a two-year period, possibly longer. I think it fair to say that, after two years, there should be a great improvement in the water-shedding capability.

It is a well-known fact that the request for 'green' greens and soft

pitching surfaces has brought about the situation we are facing today. Soft pitching greens in a dry summer will be bogs in winter. The final result of a determined policy of deep regular aeration, more frequent top dressing and verticutting, with a decrease in water and fertilisation, will lead to finer-grassed greens, which allow a gently tapped putt to roll on and on, as opposed to a hard-hit ball, which bobbles along as if on coconut matting and screeches to a halt two yards short of the hole!

The final point to consider is how the aeration programme could be carried out. With the machinery available within the club at present, to slit all 27 greens once a week would take one man approximately one week and that only being to a depth of two and a half inches—a long way short of the six to eight inches I believe to be necessary to achieve the required results. ●

One thing I have always been fortunate with at Ipswich is a clear-sighted committee open to suggestion. Unlike one of my previous clubs where, during a drought, the captain requested that more water be put on the greens "to fill 'em up" in case a restriction was imposed!

After due consideration, the Purdis Heath committee supported my policy plan and we bought the machinery to make regular top dressing and, most important, regular aeration possible.

In the follow-up article, which will cover the results, trials and tribulations of going through a period of 'Arthritus' for some two and a half years, I will attempt to give those of you who are thinking of taking The Step some examples of what system we operated at Purdis Heath and what to expect from your turf and, worse still, your dear members!




The 2nd Hole.

Whether it be construction, drainage or **TORO** irrigation

GOLF LANDSCAPES LTD.

ASHWELLS ROAD
BENTLEY, BRENTWOOD
ESSEX CM15 9SR.

Coxtie Green (0277) 73720



The proven experience in the field

FOR RELIABLE MACHINERY MAINTENANCE

We offer you a personal service with high quality reliable workmanship tailored to your needs for ALL professional turfcare machinery.

Allett	★	Massey-Ferguson
Sisis	F & M	Ford
Ransomes		Toro
Nickerson		Jacobsen
Ferrari		Lloyds
		★

Extensive parts stock and workshop facilities.

★
All work carried out to quotation.

Contact:

Richard Knifton or Robin Noble
FABRICATIONS AND MOWERS LTD.
THE WHITE HOUSE
DANCERS HILL ROAD
BENTLEY HEATH
BARNET, HERTS. EN5 4RY
01-440 6165
01-440 5462

Our reputation is growing.

GET ON COURSE WITH

C M W

equipment

BUNKER RAKE BARGAINS

22" WIDE PLASTIC RAKE £5.25
(One year guarantee against fair wear and tear)

19" WIDE ALUMINIUM RAKE £6.50
(Very light, weighs fractionally over 11lb.)

15" WIDE METAL RAKE £3.30
(Low cost — 14 tine)

ALL RAKES SUPPLIED WITH HANDLES
ORDER 10 OF A TYPE—RECEIVE 1 RAKE
ABSOLUTELY FREE

ORDER TODAY FROM—

C.M.W. EQUIPMENT CO.,
TOTMAN CRESCENT,
RAYLEIGH,
ESSEX.
TEL: (0268) 770311



THE ROYAL DUBLIN GOLF CLUB

Applications are invited for the position of

HEAD GREENKEEPER

of the above 18 Hole Championship Links

Applicants must have a sound knowledge of all aspects of Greenkeeping and experience in modern golf course management techniques.

A practical working knowledge of the use and maintenance of modern greenkeeping machinery, together with the ability to motivate and lead staff is essential.

CONDITIONS NEGOTIABLE.

Apply in writing, giving age, qualifications and full career experience, to:—

THE SECRETARY/MANAGER,
THE ROYAL DUBLIN GOLF CLUB,
DOLLYMOUNT,
DUBLIN 3.