

lowest labour cost



TORO 70" Professional — mows 14 acres a day

Three easily adjustable 25" self-sharpening 5-bladed cutting cylinders. It has large, low pressure tyres to avoid the risk of damaging the turf. The machine which is powered by 6.25 hp, 4-stroke Kohler engine, can mow $1\frac{3}{4}$ acres per hour. And it's fitted with forward and reverse gears. Recommended for areas up to 20 acres. Power to weight ratio: 1.5 h.p. per cwt. Turning circle: 12" to inside wheel.



Mr. S. T. McNeice,
Head Greenkeeper,
Leicestershire Golf Club,
talking about the Toro 70",
said —

"The machine saves 50% on time and is improving the standard of turf on the approaches. It is the best machine we have had yet and I am delighted we bought it. Every Golf Club will get one when the machines are more widely known."

**Institutional Division,
Flymo Limited, Greycaine Road, Watford, Herts.**

Earthworm Control continued

than previously. Many clubs have tended to let fairways carry on without any treatment with fertiliser, lime or anything else but with the advance of time and the demand for better conditions (coupled with increasing wear) clubs have had to face fairway treatment more and more. In this country most fairways tend to get more acid in course of time and this, together with poor supplies of plant foods, has resulted in very suitable swards often mainly of bentgrass. However, ultimately the conditions become too poor even for bentgrass and application of lime and/or fertiliser becomes necessary. Unfortunately these treatments sometimes result in the incidence of earthworms and also disease. Expert advice can usually minimise these risks though not entirely eliminate them.

A treatment which has never been used extensively and has possibly been used even less in recent years is that involving finely ground sulphur. On wet, clay soils with a reasonable lime status treatment with sulphur can dry up fairways quite a lot and have the further effect of reducing weed and worm infestation. Sulphur treatment can cause a great deal of damage if used badly or under the wrong circumstances and before using it extensively small-scale trials are suggested. On these trials finely ground sulphur at rates of $\frac{1}{2}$, 1 and 2 oz. per sq. yd. can be spread in the spring and the effects noted over the following 12 months.

The sulphur should be well mixed with a large proportion of slightly damp compost or similar to facilitate spreading and minimise scorch risk (the latter being of a delayed action type, damage occurring on patches receiving excess application possibly several months after treatment).

MISCELLANEOUS

PROFESSIONALS AND GREENKEEPERS having stocks of used golf balls contact Sparkbrook Golf Ball Co., 295 Highgate Road, Stony Lane, Birmingham, with a view to filling export orders.

Get on to
GIBBS
FOR THE

RANSOMES AUTO-CERTES



The 18" Auto-Certes is specially designed for the highest quality turf on bowling greens, putting and golf greens. It is powered by a 119 c.c. British four-stroke engine and has a ten-knife cylinder giving 106 cuts per yard. Precision adjustment for height of cut is variable between $\frac{1}{8}$ " and 1", and separate landroll and cylinder clutches assist manoeuvrability and give perfect 'dual control'.

Get on to Gibbs for a demonstration or details — TODAY!

J. GIBBS LTD

Bedfont, Middlesex Tel: Feltham 5071
Ripley, Surrey Tel: Ripley 3101 and
Bracknell, Berks Tel: Bracknell 4222

TREAD CAREFULLY, STRANGER

Start Right — From the 1st to the 19th

The experienced Duffield Sims continues to explain etiquette to novice Roger Green.

THE fourball which Roger Green was watching played to the seventh green and Dick's ball landed in a bunker close to the green. He prepared to play it and shuffled his feet in taking his stance.

After playing the ball he took a lot of trouble in smoothing the holes his feet had made and that made by his club. He then walked carefully out of the bunker smoothing his footmarks with his club.

"See that," said Duffy to Roger, "that is something you must always do. A hole left can trap a ball later and this is unfair. You must, to use a popular phrase, always leave a bunker as you would wish to find it."

On the green, Tommy was busy using a peg (the kind used on a tee) to repair a hole caused when his ball had hit the green which was rather soft. He carefully pushed the turf back into place and then gently patted it level with the bottom of his putter.

"Always repair your pitch-marks, Roger," said Tommy, "we must all do our share in keeping the green in good condition. If players didn't do it, you can imagine how the greens would suffer."

"You can do this after holing out but don't hang around unnecessarily. Someone may be waiting to play to the green."

"My turn to putt," said Duffy. "Roger, make yourself useful and take the flagstick out, please."

Roger did so but stepped very close

to the hole and then dropped the flagstick rather heavily on the green.

Duffy said nothing but when they had finished the hole, spoke to Roger. "You did three things wrong then. You stepped on John's line, that is, the line from his ball to the hole and you could have left a footmark there."

"Always go round behind a ball if you can or take care to step clear of anyone's line."

"The other two things concern the care of the green. You should try to keep your feet as far away from the hole as you reasonably can and the flagstick should be laid down gently."

"And, incidentally, never, never, take your trolley on to a green but keep it a reasonable distance away."

"Some players will take a trolley between the green and a bunker very close to the green, but the good golfer and good club member take it round the outside of the bunker."

"Quite a lot to it," said Roger, "but I'll leave you now — I've disturbed you enough. Thank you all for being so helpful."

"Right," said Duffy, "we'll talk more about etiquette later. It cannot be stressed too much. And please watch how you go walking back to the clubhouse."

"Don't walk across fairways if someone is playing that hole and don't walk close to anyone playing a shot. In other words, don't get in anybody's way."

(With grateful acknowledgments to the "Bristol Evening Post")

EIGHTEEN HOLES

WITH

HAWTREE

No. 2

by Fred Hawtree

From the first tee of the Old Course at Sunningdale, the big, well-shaped bunker sets the scene, irrespective of its function in play. One is tackling a golf course in the grand manner. There is another, still shorter, on the left of No. 1 at Fairhaven, and an elegant little clutch of bunkers under the tee shot on the first hole (West Course) at Moor Park. Useless, strategically, they may be, but their landscape value has preserved them so far. Apart from personal views, this group is a happy memorial to the talents of Mr Harry Colt. He began his career in golf, probably by no coincidence, as secretary at Sunningdale, and knew more than most of us how to get the best golf out of any given piece of land.

But, if the design of the first hole is strongly governed by extraneous factors

and its effect on the player is limited by his subjective reactions, the tee shot at No. 2 must command his full attention.

Ideally, a par-3 or par-5 might still be considered premature, so I put forward a par-4 of 440 yards as the next element in the pattern we are building up. An ideal pattern could, admittedly, be a very great bore on a dull site where an unexpected combination of lengths might itself stimulate interest. Moreover, few championship golf courses are conformist. The land itself always has the last word. But if the layout is well fitted to it, the pattern of lengths on the card is as much part of the total effect as the quality of the holes individually. In the same way a game of chess has a certain coherent design, even if more dependent on the opening. The individual moves

R. C. CRAIG

AND CO. LTD.

SPECIALISTS IN THE REPAIR AND
MAINTENANCE OF ALL TYPES OF MOWERS

★ Agents for: RANSOMES SIMS &
JEFFERIES Ltd.

★ LLOYDS & Co. Ltd.
WEBBS LAWN MOWERS

★ Distributors: DENNIS BROS Ltd.

★ GANG MOWERS FOR HIRE

We will gladly call on you to advise on your grass cutting equipment or arrange demonstrations. Ring us now.

★

**153 Arch Stamford Brook
Station, LONDON, W.6.**

RIVERSIDE 5415

have a separate existence, determined either by immediate considerations (bunkered) or future gain (no difference).

The par-4 is particularly apt for this analogy because it normally demonstrates at least one elementary principle of bunkering, and we had better tackle this question before you make up your mind how to play the hole.

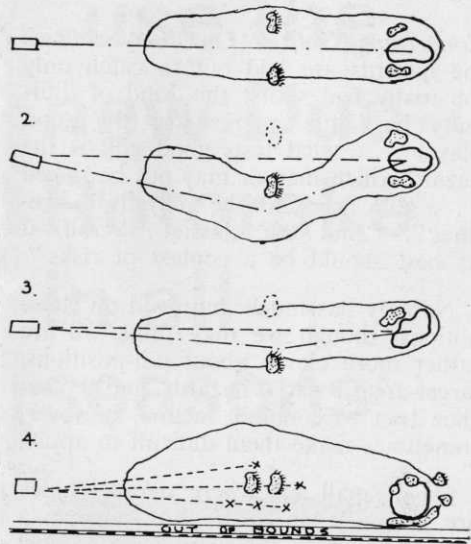
The broad view of bunkers has generally divided them into those which are "penal" and those which are "strategic". These terms are not ideal, because they are not mutually exclusive, so we will describe them as negative and positive. Figure I illustrates the penal or negative type of design. The player is invited to hit a straight shot and no special advantage or disadvantage results after a reasonable deviation from the central line. Thus no forward thinking to the second shot is demanded, and the hole degenerates into a series of isolated incidents concerned with striking the ball.

Strategic or positive design (Figure II) allows the same or even wider margin for error but halves or quarters the area from which the second shot can comfortably be played. In principle all we have done is move the fairway to one side, though, where space is limited, the same effect must be achieved by angling the green (Figure III).


Now the player is invited to sail as close as he deems prudent to the single fairway bunker if he hopes to place his second shot close to the flag-stick. He must therefore think forward, thus uniting the business of making shots with the mental process involving a whole series of shots.

There are infinite variations on this theme which we shall discuss later. Clearly the basic notion is eventually related to the dog-leg (No. 5 in our round) but that, as we shall see, needs space which some sites do not allow.

None of this is new. In 1903, John L. Low was saying in his book,



CLEAN CLUBHOUSES



"MUNROTA" £59 10s. EX WORKS
ELECTRIC SHOE CLEANER

STEWART & CO.,

FINE TURF SPECIALISTS

EDINBURGH, 2

Eighteen Holes with Hawtree continued

Concerning Golf: "On many courses the hazards are laid out to catch only the really bad shots; this kind of difficulty has little interest for the good player . . . what tests good golf is the hazard which may or may not be risked . . . golf need not be played in bee-lines". And the classic: "Golf at its best should be a contest of risks".

Nobody has much improved on those notions, though we may think we are rather more clever about pin-positions, target-areas, water hazards and horse-shoe tees. Economic factors, however, sometimes make them difficult to apply.

On a small site where parallel holes are frequent in order to achieve a standard length, their application must be tentative. If the bunkering or green orientation is too aggressive, there will be too little margin left of the fairway to give a reasonable tolerance. Discussions about whether the rough should be short or long then become more complicated. Even worse, the wrong fairway can become the right line for a hole.

Figure IV is probably about as far as anyone can go in both presenting and limiting choice at a straight hole. John Low himself, with the help of Stuart Paton, embodied his ideas in the Woking Golf Course, and No. 4 is 340 yards long. The comfortable left-hand line from the tee brings problems beyond those seen, because the green slopes from left to right. The hole is downhill and presents itself without guile on the tee. Apart from an increase in length, it has not altered since the first bunker was made, at 180 yards in those days.

If you are in doubt about how to play it, one professional golfer well known for his teaching confesses to taking aim exactly on the first bunker and hoping to slide by on one side or the other.

We may as well admit that neither playing the game nor designing for it are yet exact sciences. If only they were! We could walk in now.

R

and

K

✱ The letters that represent
the highest ever standards
of mower selection and
service

*(No wonder—the showrooms are
packed with top-name machinery)*

RELF AND KENDALL
406 BRIGHTON ROAD, SOUTH CROYDON, SURREY. CR0 0578
11 STATION ROAD, NEW BARNET. BARNET 8228



SPORTS TURF RESEARCH INSTITUTE

The 17th A.G.M. of THE SPORTS TURF RESEARCH INSTITUTE was held at Bingley on Monday, 29th April, under the Chairmanship of Mr Alan Sowden.

(1) In the annual report for 1967 reference was made to:—

(a) *Research*

Much useful work was accomplished, including assessment of grass varieties, seeking new weed-killers suitable for seed bed work, etc. Although various factors, mostly financial, have prevented any expansion of research in recent years it is hoped that an additional appointment to be made in 1968 will improve the position.

(b) *Advisory Work*

There was once again an increase in the number of subscribers to the advisory service and visits were made to sports grounds, school playing fields, etc., throughout the British Isles to advise on both construction and maintenance. The Institute continued to advise a large number of continental clubs and to visit a high proportion of them.

(c) *Finance*

Despite earlier fears as to the possible effects of the Government's economic measures the Institute came through 1967 less financially scathed than in the previous year. Although there was a deficit this was sufficiently small as to be of little consequence and the Institute continues to be sound financially.

(d) *Other Matters*

As the national centre for sports turf the Institute is continuously consulted by organisations having allied interests and also by Government Departments and Universities. The Director, Mr J. R. Escritt, served throughout the year as a member of the Herbage Seed Supplies Committee set up by the Minister of Agriculture and chaired its Amenity Grasses Sub-Committee. The Institute also co-operated with the British Standards Institution in the drafting of standards relating to amenity turf.

(2) A message of loyal greetings was sent to H.R.H. The Duke of Edinburgh, Patron of the Institute.

(3) The following elections were made:—

Presidents, The Duke of Norfolk; Vice-Presidents, Mr Carl Bretherton, Sir William Worsley and Mr R. B. Dawson; Chairman, Mr Alan Sowden; Vice-Chairman, Mr Carl Bretherton.

use the new Duo- Rotorake in all seasons



The vertical blades of the new Sisis Duo-Rotorake turf fibre cutter can be set to contra-rotate when your fine turf needs full surface treatment in the autumn. Swing the handle over when you want mower rotation for surface scarifying in summer when greens are dry or need more gentle surface treatment. Replace the blades with the wire tine reel for rotary scarification to lift stolons and surface growth in dry weather. The Duo-Rotorake runs easily on flat, wide wheels placed at the four corners of the machine. Depth of cut adjustment is simple with the micro-adjuster. The reels are powered by a 3 bhp four-stroke engine.

The Duo-Rotorake complete with cutting and scarifier tine reels costs £95. Please contact **Sisis Equipment (Macclesfield) Ltd.**, Macclesfield, Cheshire, telephone Macclesfield 6363, or ask your dealer for a demonstration.

it's made

by **sisis**

News



from the Sections

SOUTHERN

Chairman:
J. K. GLASS
(Thorpe Hall)

F. W. Ford
Hon Secretary:
68 Salcombe Gardens
Mill Hill, N.W.7
Tel: 01-959 2847

Annual Dinner

TO THE SOUND OF BAGPIPES played by kilted W. B. Mackean, the South Beds Highlanders, 66 members and guests assembled for the Annual Dinner at Dulwich and Sydenham Golf Club. Grace was said by our president, J. Wallis-Arthur, and before eating began the Section chairman, J. K. Glass, gave the results of the afternoon's 18-hole stableford competition.

The winners, Bob Plain and Mr Woodall of Beaconsfield, with 38 points, were presented with a bottle of Scotch each and the runners-up, D. Major and E. Folkes on 37, each received a bottle of gin. The prizes were bought with the sweepstakes and a £5 donation from the Dulwich and Sydenham Golf Club. Bottles of wine adorned the turkey dinner and these were very generously provided by the captain of the club, Mr Talbot. Thanks also to Pat Kirkpatrick for getting the course into such good shape for us to play on and the professional, Len Rowe, for the free trollies.

Introduced by our president, Mr Talbot welcomed and proposed the Association. Replying, the Association chairman, Mr C. A. Moore, thanked everyone who had helped to make the day such a success and talked at length on the beginnings and history of the B.G.G.A.

J. K. Glass congratulated C. A. Moore on being the first chairman of the Association from the Southern Section to get a free dinner. He then proposed the visitors.

Jimmy Adair, the secretary of the Association of Club Secretaries, replied and said how much he had enjoyed the golf, the weather, the dinner and the good company.

This concluded the speechmaking and Mr Ridley, the secretary of the club, invited us to stay on at the bar or watch the international golf on their coloured television set as we wished.

New Members

We welcome to the Section the following new Members:—F. C. Boatfield and C. G. Vickery.

SHEFFIELD

Chairman:
G. HERRINGTON
(Lindrick)

By H. Gillespie
63 Langsett Avenue
Sheffield, 6

Lecture

THE LECTURE, "AUTOMATIC IRRIGATION by Pop-up Sprinkler," held at the Brunswick Hotel on 28th March and given by Mr G. C. Wilkins of the British Overhead Irrigation Ltd., was not as well attended as it deserved to be. It is most disappointing when lectures of an interesting, informative and very topical nature are arranged, and the lecturer has travelled a very long distance only to see 20 members turn up on a perfect evening. These lectures, there are only six from October to March, are for your benefit.

We thank Mr Wilkins and B.O.I.L. for an interesting lecture. This is a subject that is sure to play a very important part in our trade in future years. The questions raised were very constructive and must have given food for thought.

Exhibition

As you are no doubt aware, Messrs Fearnco Ltd. are proposing to arrange an outing to the National Association of Groundsmen's Annual Exhibition at Motspur Park on Wednesday, 18th September 1968. Seats are available at a cost of 10s. each. Two coaches will leave Sheffield at approx. 6.30-7 a.m. and travel via the M.1 motorway to arrive at Motspur Park by lunch time. The return arrangements are for one coach to leave the show at approx. 6.30 p.m. and call for a meal en route and arrive home in time to catch the last buses from town. The other coach will stay on in London for those who desire it and will leave at midnight.

I will be pleased to reserve you a seat or seats should you wish, but you are asked to do so immediately, enclosing 10s. for each seat required and stating by which coach you wish to return.

Congratulations

We send our congratulations and best wishes to Mr J. Lomas on the occasion of his recent marriage. Jack is one of our

longest serving members and has for many years been on the staff of the Beauchief Golf Club.

NORTHERN

Chairman:
D. ROBERTS
(West Bowling G.C.)

By J. Parker
Hon. Secretary:
8 Goit Stock Terr., Harden,
Bingley, Yorks.

Annual Dinner

THE THIRD ANNUAL DINNER OF the Section was held in the clubhouse of the Horsforth Golf Club on Wednesday, 27th March. Though the attendance was somewhat disappointing, 36 being present, a most enjoyable evening was spent. Our thanks are due to Ron Hartley, steward of the club, for a first-class meal and the club committee for granting us the facilities of the clubhouse.

Tragic Loss

I am sure that all members will be deeply sorry to hear of the death, as a result of an accident, of Marcus, the son of our vice-chairman, Adrian Robertshaw. A floral tribute from the Section was sent to the funeral expressing our sympathy.

New Members

We welcome to the Section the following new members: C. Martin (Fulford G.C.), G. Hodgson (Headingley G.C.), J. Doull (Keighly G.C.), R. Lambert and K. Barton of Wetherby G.C.

WELSH

Chairman:
M. GEDDES
(Royal Porthcawl)

By S. A. Tucker
Hon. Secretary:
36 Clase Road,
Morriston,
Swansea, Glam.


I AM PLEASED TO SAY THAT DAVID Lord is coming along quietly. He has now gone to stay with his son for a few weeks and we all hope that the change will do him a lot of good. The best of luck Dai.

Mr Hooper of the Glamorganshire Golf Club has just retired after 40 years with the club. We all join in wishing him a long and happy retirement. We also hope to see him at our meetings.

Our Annual General Meeting takes place at the Southerdown Golf Club on 2nd July. I would like all members to make an effort to attend and please make sure of letting me know in plenty of time so that I can make all the arrangements with the secretaries whom we join in the evening for supper.

Every week another golf club decides to install

BOIL Pop-Up Sprinklers



Will your club be next?

Forget the idea that pop-up's are a luxury! Every week another club decides to install a B.O.I.L. pop-up system because they acknowledge that pop-up's are essential to any club wanting to provide its members with the best possible playing conditions. Not only do pop-up's improve the holding and putting qualities of greens, fairways benefit too. Pop-up's water automatically, at night, so play can commence as early as the earliest bird—even before the greenkeeper arrives! Pop-up sprinklers are the modern way to water greens—once installed (there's no interference with play) they save time and labour costs and enhance the reputation of **your** club. Write for details now—the queue is growing!



BOIL

British Overhead Irrigation Limited
Upper Halliford · Shepperton · Middlesex
Telephone 09-327-85177 Telex 917220

Mrs Greenkeeper's Own Corner

with Ann Mawson

Dates are always a good standby for your storage cupboard, and there are so many different ways you can use them. Dates may be stuffed in so many ways, and they make delicious little desserts for cocktail, luncheon or dinner parties.

Stuffed Dates

Wash and dry the dates and cut them through on one side to remove the stones. Fill with any of the following fillings; roll them in icing sugar.

Fillings

Chopped or quartered walnuts, chopped glace or crystallized ginger, mixed with whipped marzipan coloured in various shades; rolled in a shape to fill the dates and topped with half a blanched almond, brazils, skinned and mixed with a little icing sugar, moistened with orange juice, glace pineapple mixed with lemon-flavoured fondant.

The uncooked marzipan and fondant are excellent for these and very easy to make.

Plain Fondant

1 lb. fine icing sugar, the white of one egg, pinch of cream of tartar, 1 teaspoonful lemon juice, 1 dessert-spoonful water.

Turn the sugar on to a large sheet of white paper and roll it until it is free from all lumps, rub it through a fine sieve, put it into a basin, add the cream of tartar and mix well. Stir in the water and lemon juice and continue stirring until evenly distributed. Thoroughly whip the white of a very fresh egg, and work it in gradually until it is a pliable paste which can be kneaded as you would bread. More white of egg may be needed; it depends on the size of egg you use. Put the paste on a board which has been well dusted with icing sugar, and knead it for a few minutes until it is very pliable. Leave it to "settle" for one hour. If you want a cream fondant add two tablespoonfuls

of cream to the sugar, just before adding the egg white.

Coconut Fondant

To the cream fondant add 1 oz. of fine desiccated coconut, form them into small rough pieces and roll them in coconut.

Fruit Fondant

These are made by adding 1 oz. chopped glace cherries, or any glace fruits and 1 oz. blanched almonds, finely chopped.

Coffee Fondant

Work as many drops of coffee essence into the cream as necessary to colour it, and a few drops of vanilla essence to flavour.

Marzipan

4 oz. ground almonds, 2 oz. icing sugar, 2 oz. castor sugar, enough egg to mix to a stiff paste.

Mix together. Roll out and cut pieces to the size you require.

All these will make fillings for your stuffed dates.

Date Cream

2 tablespoonfuls hot water, 1 level tablespoonful powdered gelatine, grated rind of half lemon, 1 pint milk, 1 tablespoonful of castor sugar, 2 eggs, 1 lb. dates, $\frac{1}{2}$ oz. butter.

Generously butter a mould. Wash and stone the dates, cut them into halves, line the buttered mould with them. Divide the whites from the yolks of the eggs. Beat the yolks with the sugar, scald the milk, and add to the beaten yolks together with the grated lemon rind. Stir over a gentle heat until very hot, but do not let this boil. Set aside to cool. Dissolve the gelatine in the hot water and stir into the warm milk. Strain into a bowl. Beat the egg whites until stiff and fold them in. Turn into the prepared mould; spoon it in carefully so as not to disturb the dates. Leave until set.

To serve four people.

—Until June . . .