

MSU Extension Publication Archive

Archive copy of publication, do not use for current recommendations. Up-to-date information about many topics can be obtained from your local Extension office.

Sewing Hooks and Eyes on Your Clothes
Michigan State University
Cooperative Extension Service
Home and Family Series

September 1966
2 pages

The PDF file was provided courtesy of the Michigan State University Library

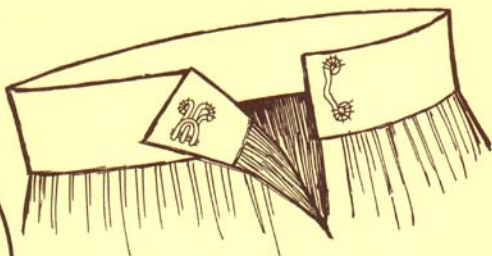
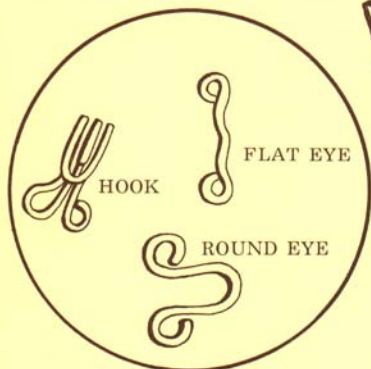
Scroll down to view the publication.



SEWING HOOKS and EYES on YOUR CLOTHES

"SP-142a" — Extension Bulletin 548
Home and Family Series

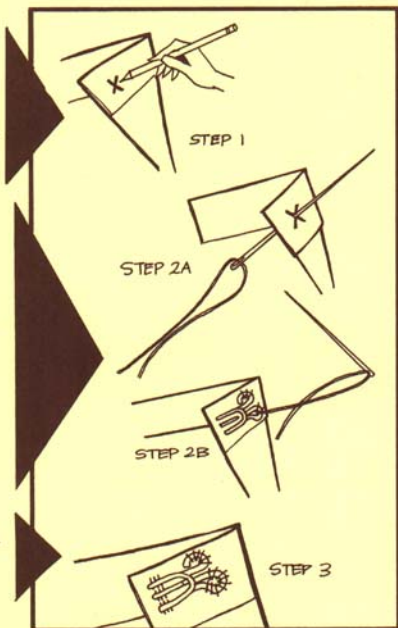
Cooperative Extension Service
Michigan State University
East Lansing, Michigan 48823

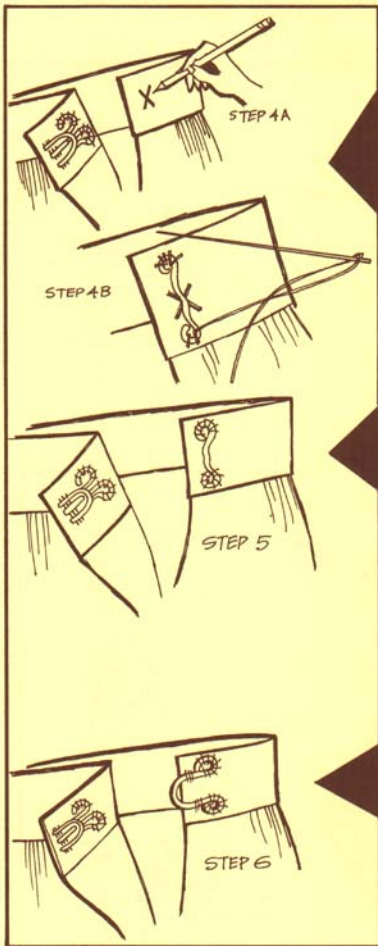


Mark spot on garment with pencil where hook is to be sewn.

Take a stitch in garment. Then sew on hook with several over and over stitches.

When hook is sewed on garment, it will look like this.





With a pencil mark spot on garment across from the hook. Sew the eye on this mark with several over and over stitches.

When flat eye is sewed on garment, it will look like this.

When round eye is sewed on garment, it will look like this.

1P-20M-9:66-X

Issued in furtherance of cooperative extension work in agriculture and home economics, acts of May 8, and June 30, 1914, in cooperation with the U.S. Department of Agriculture.

N. P. Rolston, Director,
Cooperative Extension Service, Michigan State University, E. Lansing, Mich. 48823