Michigan Corn Production Hybrids Compared
Michigan State University Extension Service
Kurt D. Thelen, Keith Dysinger, William D. Widdicombe, Crop and Soil Science, Jeff Andresen, Geography
Issued December 2003
48 pages

2003 Michigan Corn Hybrids Compared

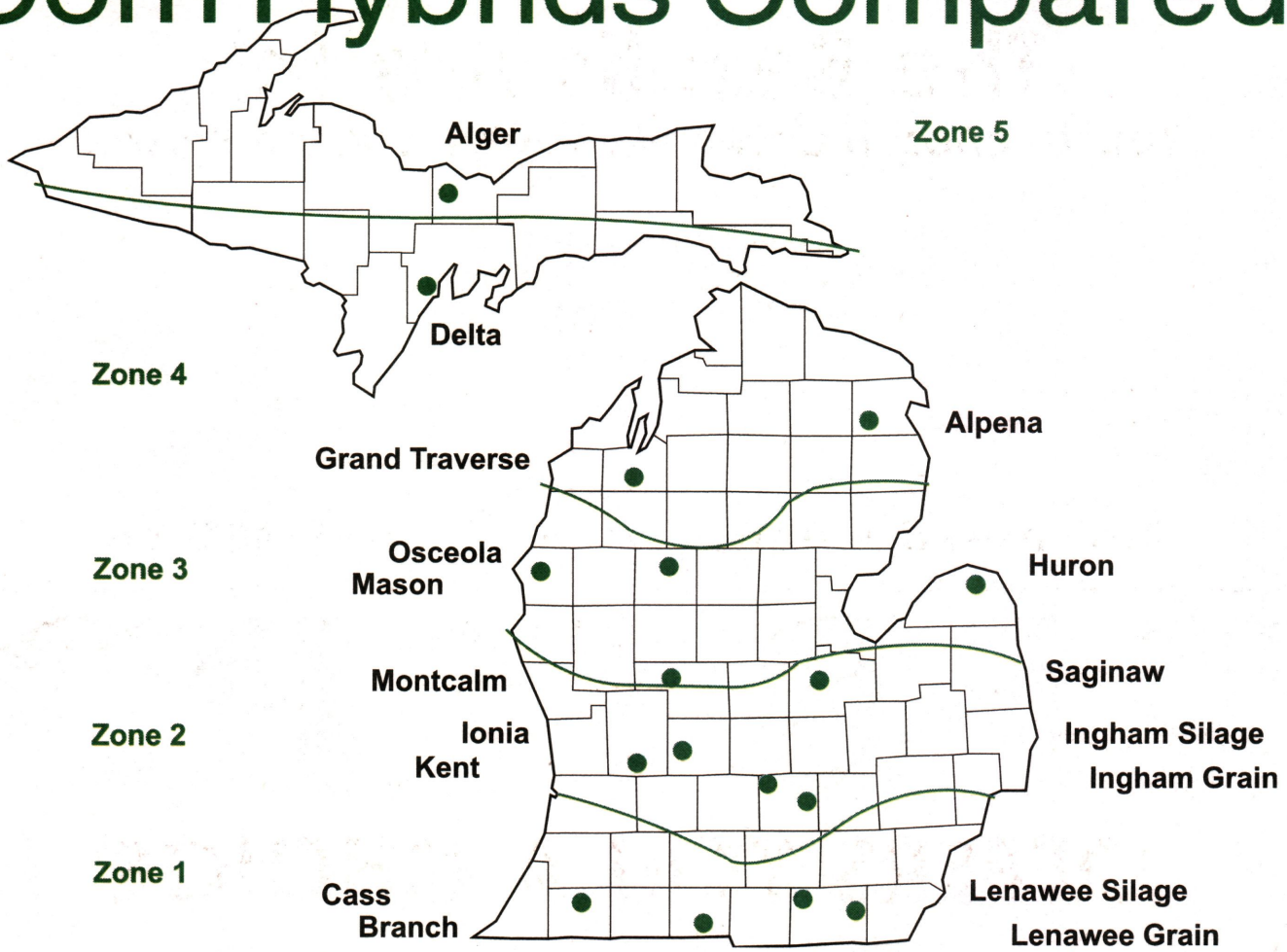

2003 Trial Locations

MICHIGAN STATE UNIVERSITY EXTENSION

Extension Bulletin E-431 December 2003

Table of Contents

MICHIGAN STATE UNIVERSITY EXTENSION

Michigan State University County Extension Offices

Alcona County
320 S. State
Harrisville 48740-0800
989-724-6478

Alger County
101 Court Street
Munising 49862-1103
906-387-2530

Allegan County
Human Services Building
Allegan 49010-9511
269-673-0370

Alpena County
603 South 11th Avenue
Alpena 49707-2645
989-354-9870

Antrim County
County Building
Bellaire 49615-0427
231-533-8818

Arenac County
County Building
Standish 48658-0745
989-846-4111

Baraga County
Courthouse Annex
L'Anse 49946-1002
906-524-6300

Barry County
220 West Court Street
Hastings 49058-1824
269-945-1388

Bay County
515 Center Avenue
Bay City 48708-5124
989-895-4026

Benzie County
Government Center
Beulah 49617-0349
231-882-0025

Berrien County
1737 Hillandale Road
Benton Harbor 49022
269-944-4126

Branch County
Courthouse Annex
Coldwater 49036-1990
517-279-4311

Calhoun County
County Building
Marshall 49068-1518
269-781-0784

Cass County
201 East State Street
Cassopolis 49031-1352
269-445-8661

Charlevoix County
319B North Lake Street
Boyne City 49712-1101
231-582-6232

Cheboygan County
County Building
Cheboygan 49721-0070
231-627-8815

Chippewa County
300 Court Street
Sault Ste. Marie 49783
906-635-6368

Clare County
County Building
Harrison 48625-0439
989-539-7805

Clinton County
County Courthouse
St. Johns 48879-2347
989-224-5240

Crawford County
County Building
Grayling 49738-1743
989-344-3264

Delta County
2840 College Avenue
Escanaba 49829-9591
906-786-3032

Dickinson County
Community Services Ctr.
Iron Mountain 49801-2765
906-774-0363

Eaton County
Suite One
Charlotte 48813-1047
517-543-2310

Emmet County
3434 Harbor-Petoskey Rd.
Harbor Springs 49740
231-348-1770

Genesee County
County Building #2
Flint 48504-2376
810-244-8500

Gladwin County
County Library Building
Gladwin 48624-2025
989-426-7741

Gogebic County
104 South Lowell
Ironwood 49938-2044
906-932-1420

Grand Traverse County
Suite A
Traverse City 49684-2208
231-922-4620

Gratiot County
214 East Center Street
Ithaca 48847-1446
989-875-5233

Hillsdale County
20 Care Drive
Hillsdale 49242-5039
517-439-9301

Houghton\Keweenaw
1500 Birch Street
Hancock 49930-1062
906-482-5830

Huron County
99 W. Soper Road
Bad Axe 48413-8272
989-269-9949

Ingham County
121 East Maple Street
Mason 48854-0319
517-676-7207

Ionia County
100 Library Street
Ionia 48846-1605
616-527-5357

Iosco County
P Box 599
Tawas City 48764-0599
989-362-3449

Iron County
2 South 6th Street
Crystal Falls 49920-1400
906-875-6642

Isabella County
200 North Main Street
Mt. Pleasant 48858-2306
989-772-0911-302

Jackson County
1699 Lansing Avenue
Jackson 49202-2296
517-788-4292

Kalamazoo County
Room 302
Kalamazoo 49007-3777
269-383-8830

Kalkaska County
County Government Ctr.
Kalkaska 49646-9436
231-258-3320

Kent County
775 Ball Avenue, NE
Grand Rapids 49503
616-336-3265

Lake County
Route 3
Baldwin 49304-2235
231-745-2732

Lapeer County
287 W. Nepessing St.
Lapeer 48446-1138
810-667-0341

Leelanau County
116 East Philip Street
Lake Leelanau 49653
231-256-9888

Lenawee County
Suite 2020
Adrian 49221-3867
517-264-5300

Livingston County
820 East Grand River Av.
Howell 48843-2432
517-546-3950

Luce County
County Building, Room 26
Newberry 49868-1208
906-293-3203

Mackinac County
Courthouse
St. Ignace 49781-1495
906-643-7307

Macomb County
Verkuilen Building
Clinton Township 48036
586-469-5180

Manistee County
8840 Chippewa Hwy.
Bear Lake 49614-9400
231-889-4277

Marquette County
200 West Spring Street
Marquette 49855-4630
906-226-4370

Mason County
Suite 4
Scottville 49454-1221
231-757-4789

Mecosta County
14485 Northland Drive
Big Rapids 49307-2368
231-592-0792

Menominee County
S904 U.S. Highway 41
Stephenson 49887-0157
906-753-2209

Midland County
220 West Ellsworth Str.
Midland 48640-5194
989-832-6640

Missaukee County
6180 West Sandborn Rd.
Lake City 49651-9330
231-839-4667

Monroe County
963 South Raisinville Rd.
Monroe 48161-9754
734-240-3170

Montcalm County
211 W. Main St.
Stanton 48888-0308
517-831-7500

Montmorency County
Courthouse Annex
Atlanta 49709-0415
989-785-8013

Muskegon County
635 Ottawa Street
Muskegon 49442-1016
231-724-6361

Newaygo County
817 South Stewart Avenue
Fremont 49412-9201
231-924-0500

Oakland County
Dept 416
Pontiac 48341-1032
248-858-0885

Oceana County
210 Johnson Street
Hart 49420-0151
231-873-2129

Ogemaw County
205 S. Eighth
West Branch 48661-1207
989-345-0692

Ontonagon County
Courthouse
Ontonagon 49953
906-884-4386

Osceola County
301 W. Upton Avenue
Reed City 49677-0208
231-832-6139

Oscoda County
Courthouse Annex
Mio 48647-0069
989-826-1160

Otsego County
800 Livingston Boulevard
Gaylord 49735-8321
989-731-0272

Ottawa County
333 Clinton Street
Grand Haven 49417
616-846-8250

Presque Isle County
151 East Huron Avenue
Rogers City 49779-0110
989-734-2168

Roscommon County
Courthouse Annex
Roscommon 48653-0507
989-275-5043

Saginaw County
One Tuscola Street
Saginaw 48607
989-758-2500

Sanilac County
37 Austin Street
Sandusky 48471-1244
810-648-2515

Schoolcraft County
Room 218
Manistique 49854-1485
906-341-3688

Shiawassee County
701 South Norton
Corunna 48817-1209
989-743-2251

St. Clair County
Room 102
Port Huron 48060-4015
810-989-6935

St. Joseph County
612 E. Main St
Centreville 49032
269-467-5511

Tuscola County
362 Green Street
Caro 48723-1910
989-672-3870

Van Buren County
Suite A
Paw Paw 49079-1077
269-657-7745

Washtenaw County
705 N. Zeeb Rd.
Ann Arbor 48107-8645
734-997-1678

Wayne County
640 Temple Street
Detroit 48201-2558
313-833-3412

Wexford County
401 N. Lake St.
Cadillac 49601-1891
231-779-9480

MSU - Bulletin Office
117 Central Services Bldg.
Michigan State University
East Lansing 48824

Phone for Copies:

Single Orders:
517-353-6740

Fax:
517-353-7168

For more information about MSU Extension refer to their website:
www.msue.msu.edu

2003
Michigan Corn Performance Trials

K. Thelen, K. Dysinger and W. Widdicombe,
Department of Crop and Soil Sciences
Michigan State University

Introduction

The Michigan State University Department of Crop and Soil Sciences conducts hybrid corn trials each year in cooperation with MSU Extension, seed corn companies, and farmers.

Entries

Seed companies are invited to enter hybrids in the trials. A fee is charged to cover expenses.

Separate indexes for grain and silage present a list of all hybrids entered in the 2003 trials (pg. 28 and 46 respectively). At 13 grain and 9 silage locations, 305 hybrids from 33 seed companies (35 brand names) making the 508 entries. This translates to 1,456 separate county entries. Company names used in association with hybrid numbers refer to the brand. The numbers are the companies' designations. Numbers in parentheses refer to the tables in which each hybrid appears. Hybrids that have a seed-applied insecticide that may enhance yield are marked with an asterisk (*).

How to Use This Bulletin

Tables list hybrids alphabetically. Tables contain yield results for each location and zone averages. Complete one-, two-, and three-year yield results are listed in tables for each zone where data is available. One-year single-site results are less reliable than multi year and multi location averages and should be interpreted with more caution. Confidence in corn performance data increases as the number of years and the number of testing locations increase. Results are also listed on our Web site:

http://www.css.msu.edu/varietytrials/

The results shown are the average of four replications grown in close proximity to one another. Two or more plots of the same hybrid in the same field may produce somewhat different results because of uncontrolled variability in the soil and other environmental factors. Replication and randomization of the entries are two methods used to reduce this variation. Because these methods do not eliminate all variables, the magnitude of difference necessary for statistical significance has been calculated for yield, moisture content, and test weight. The value calculated as the least significant difference (LSD) is the amount that an individual hybrid would have to differ from another hybrid in the same test to be considered significantly different from that hybrid. The CV, or coefficient of variability, is indicative of a trial's precision. Trials with low levels of error variation have lower CV values.

Hybrids that are not significantly different from the highest yielding hybrid are marked with an asterisk (*) in each table (highest yielding hybrid is marked with **). Other agronomic information relative to each trial is given in tables B and C. Fertilizer amounts are shown as total pounds per acre of nitrogen, P_2O_5 and K_2O applied during the season.

Growing Conditions in 2003

All trials were planted between April 26 and May 23. Silage harvest began Sept. 8 and ended Oct 8. Grain harvest was completed between Oct. 17 and Nov. 15.

Excellent field conditions in late April allowed for the planting of six trials before May 1. Wet weather starting May 1 delayed planting for the next week. Planting resumed May 7 but wet field conditions across Michigan resulted in sporadic planting throughout the remainder of the planting season while we tried to find trial locations suitable for planting.

Michigan again saw extended dry weather patterns in June and early July that slowed crop development. Cooler temperatures further delayed the crop's development. Timely rainfall in late July saved most of the Michigan crop from disaster. In early August the dry weather patterns returned with precipitation in most areas well below the .5 inch level over a three-week period. Early-planted corn (April) remained fairly healthy and pollinated in good manner partly because of the cooler temperatures and the crop not burning up. The crop remained about a week to ten days behind normal development. Some areas of the state saw adequate rainfall which resulted in above average yields. Because of the lack of moisture, much of the crop died prematurely, resulting in slightly higher harvest moistures than were experienced the last couple of years, which were lower than normal. Later planted corn (late May) had a much harder time reaching maturity and dry down in the field. The resulting delayed harvest was further troubled by the return of excess rainfall during November.

2003
Growing Season Weather Summary

Jeff Andresen, Extension Agricultural Meteorologist
Michigan State University

Overall, the 2003 growing season will be remembered meteorologically for persistently cool temperatures, delayed crop growth and development, and abnormal dryness during the latter half of the season. Late winter and early spring of 2003 was cooler than normal across most sections of the state and was accompanied by extreme low temperatures in late March which damaged some overwintering crops just coming out of dormancy. Soil moisture at the beginning of the season was at below normal levels in most areas of the state due to drier than normal conditions during the preceding winter, but still sufficient for planting and early crop establishment. Relatively dry, warm conditions allowed fieldwork to commence by mid-April and continue into early May, with significant progress in summer crop planting in many areas. In early May, however, a persistent wet and cool weather pattern began which led to major fieldwork and planting delays that continued for much of May into early June.

The month of June averaged out among the coolest observed in Michigan since the (infamous) 1992 'year without a summer'. As a result, summer crop growth and development lagged well behind normal, with nitrogen deficiencies and weed problems also common due to the abnormally cool and wet soils. By mid July, the jet stream pattern across North America shifted temporarily to a more southwesterly orientation, allowing a return of warmer than normal temperatures that continued into late August. Precipitation totals, which had been much above normal during May into early June, dropped off to below normal levels by late June and over most of the state continued into September. During this prolonged period, some sections of central Lower Michigan received less than half the normal totals. The dryness led to moisture stress problems and yield declines in some areas, especially for later-planted crops and on lighter soils. In stark contrast, rainfall was much heavier across the southern 2-3 tiers of counties in the Lower Peninsula, leading to major differences in crop condition across the state. By mid-August, NOAA's Palmer Drought Index, an indicator of long term hydrological deficits and surpluses, categorized some central and northern sections of the state under 'severe' drought conditions (Michigan was on the eastern edge of a large area of abnormal dryness that stretched westward back to the northern Great Plains), while extreme southern sections of the state were considered 'abnormally moist'.

Temperatures during September averaged out at above normal levels over almost all of the state. Given the delayed nature of many crops, this was fortunate timing, as the first killing freeze of the season (along with snow in some areas) ended the growing season for the majority of the state during the first few days of October, which was near to or earlier than normal in most spots. The freezing temperatures did result in the failure of some crops to reach maturity (and subsequent grain quality problems), mainly in central sections of Lower Michigan where growing degree day deficits were greatest. Overall, for the 5-month May-September period, mean temperatures and growing degree day accumulations were generally well below normal statewide. In some central sections of the state, growing degree day totals were more than 15% below normal. The seasonal precipitation totals were highly variable, ranging from much above normal in some southern sections to much below normal in central and northern sections of the state.

TABLE A. GROWING SEASON SUMMARY - TEMPERATURE, PRECIPITATION AND GROWING-DEGREE-DAY ACCUMULATIONS

	COUNTY		MAY			JUNE			JULY			AUGUST			SEPTEMBER			SEASON		
			OBS	NORM	DEV	OBS	NORM	DEV	OBS	NORM	DEV	OBS	NORM	DEV	OBS	NORM	DEV	OBS	NORM	DEV
Zone 1	MONROE	TEMP	56.9	58.3	-1.4	66.0	67.8	-1.8	71.3	71.7	-0.4	71.3	69.9	1.4	61.4	62.6	-1.2	65.4	66.1	-0.7
	(Lenawee)	PPT	5.29	3.04	2.25	2.77	3.30	-0.53	2.89	3.73	-0.84	5.09	3.20	1.89	3.91	2.62	1.29	19.95	15.89	4.06
		GDD	273	353	-80	492	542	-50	662	658	4	660	616	44	381	432	-51	2468	2601	-133
	ST. JOSEPH	TEMP	55.9	59.2	-3.3	64.7	68.4	-3.7	69.7	71.9	-2.2	71.9	70.1	1.8	62.0	63.3	-1.3	64.8	66.6	-1.7
	(Branch & Cass)	PPT	8.55	3.12	5.43	1.67	3.95	-2.28	3.59	3.79	-0.20	4.42	3.16	1.26	5.06	3.01	2.05	23.29	17.03	6.26
		GDD	298	381	-83	465	564	-99	607	670	-63	669	628	41	417	454	-37	2456	2697	-241
Zone 2	KENT	TEMP	54.9	57.4	-2.5	64.7	67.1	-2.4	70.1	71.2	-1.1	71.2	69.5	1.7	61.1	61.9	-0.8	64.4	65.4	-1.0
		PPT	5.68	2.86	2.82	1.72	3.68	-1.96	3.56	2.95	0.61	3.75	3.14	0.61	2.24	3.24	-1.00	16.95	15.87	1.08
		GDD	248	335	-87	457	530	-73	623	654	-31	661	610	51	380	412	-32	2369	2541	-172
	INGHAM	TEMP	53.9	57.5	-3.6	63.5	67.0	-3.5	69.0	70.7	-1.7	69.7	69.0	0.7	60.6	62.0	-1.4	63.3	65.2	-1.9
		PPT	3.97	2.73	1.24	1.88	3.54	-1.66	1.81	3.02	-1.21	1.27	3.12	-1.85	1.80	2.50	-0.70	10.73	14.91	-4.18
		GDD	252	338	-86	445	530	-85	601	640	-39	612	598	14	391	418	-27	2301	2524	-223
	SAGINAW	TEMP	53.7	58.6	-4.9	64.6	68.2	-3.6	69.3	72.1	-2.8	69.4	70.2	-0.8	60.8	62.9	-2.1	63.6	66.4	-2.8
		PPT	3.63	2.49	1.14	2.23	3.09	-0.86	2.57	2.83	-0.26	0.96	3.29	-2.33	1.73	2.76	-1.03	11.12	14.46	-3.34
		GDD	211	367	-156	449	555	-106	603	670	-67	601	623	-22	392	438	-46	2256	2653	-397
Zone 3	HURON	TEMP	52.3	55.2	-2.9	62.1	64.9	-2.8	68.6	69.3	-0.7	70.1	67.8	2.3	61.7	61.0	0.7	63.0	63.6	-0.7
		PPT	5.52	2.58	2.94	3.03	2.88	0.15	3.31	2.93	0.38	0.96	3.01	-2.05	3.69	2.67	1.02	16.51	14.07	2.44
		GDD	188	298	-110	393	479	-86	579	602	-23	626	569	57	386	387	-1	2172	2335	-163
	MONTCALM	TEMP	54.9	57.7	-2.8	64.7	67.1	-2.4	70.2	71.0	-0.8	71.3	69.3	2.0	61.6	61.6	0.0	64.5	65.3	-0.8
		PPT	4.42	2.88	1.54	0.98	3.43	-2.45	2.82	2.50	0.32	2.34	3.84	-1.50	1.47	3.12	-1.65	12.03	15.77	-3.74
		GDD	262	351	-89	466	536	-70	626	646	-20	653	603	50	415	414	1	2422	2550	-128
	MASON	TEMP	55.7	54.4	1.3	64.0	63.6	0.4	69.5	68.5	1.0	71.5	67.2	4.3	63.2	60.2	3.0	64.8	62.8	2.0
		PPT	2.92	2.48	0.44	1.98	2.93	-0.95	4.29	2.18	2.11	1.56	3.79	-2.23	2.69	3.25	-0.56	13.44	14.63	-1.19
		GDD	291	273	18	454	450	4	612	587	25	664	552	112	436	365	71	2457	2227	230
Zone 4	ALPENA	TEMP	50.0	52.0	-2.0	60.3	61.7	-1.4	66.6	66.6	0.0	67.5	64.9	2.6	57.5	57.2	0.3	60.4	60.5	-0.1
		PPT	3.05	2.78	0.27	2.45	3.12	-0.67	4.68	3.11	1.57	1.70	3.23	-1.53	2.59	3.08	-0.49	14.47	15.32	-0.85
		GDD	164	251	-87	375	413	-38	524	534	-10	562	496	66	304	317	-13	1929	2011	-82
	GRAND TRAVERSE	TEMP	51.9	53.5	-1.6	61.1	63.7	-2.6	67.8	68.8	-1.0	68.9	67.3	1.6	60.0	59.3	0.7	61.9	62.5	-0.6
		PPT	1.89	2.48	-0.59	1.88	3.15	-1.27	3.05	2.88	0.17	2.97	2.93	0.04	2.03	3.60	-1.57	11.82	15.04	-3.22
		GDD	219	273	-54	382	454	-72	560	587	-27	589	552	37	352	348	4	2102	2214	-112
	MENOMINEE	TEMP	52.1	53.6	-1.5	61.0	62.7	-1.7	66.9	67.4	-0.5	68.3	65.5	2.8	58.2	57.0	1.2	61.3	61.2	0.1
	(Delta)	PPT	2.49	3.57	-1.08	3.63	3.72	-0.09	3.25	3.63	-0.38	3.92	3.86	0.06	4.22	3.60	0.62	17.51	18.38	-0.87
		GDD	258	285	-27	414	438	-24	538	559	-21	580	513	67	327	319	8	2117	2114	3

TEMP = Mean temperature (°F)
PPT = Precipitation (inches)
GDD = Growing Degree Day calculated at base 50°F, with an 86°F cutoff

OBS = Totals observed in 2003
NORM = Normals calculated over 30 year period (1951-1980)
DEV = Deviation of observed from normal

Table courtesy of MSU Agricultural Weather Office (517-355-0231)

2003
Grain Performance Trials

Introduction

Thirteen locations (see map) containing 29 grain trials were planted and harvested. The grain index (pg.28) contains a list of all hybrids planted in the 2003 silage trials.

Yield data for Zone 1-, Lenawee, Branch, and Cass counties- are reported in **Tables 1E** and **1L**. Yield data for Zone 2-, Kent, Ingham, and Saginaw counties- are reported in **Tables 2E** and **2L**. Zone 3 trials- Huron, Montcalm and Mason counties- are reported in **Tables 3E** and **3L**. Zone 4 data- Alpena, Osceola and Delta counties- are reported in **Table 4**. Zone 5 data- Delta (early) and Alger counties- are reported in **Table 5**. The Round-up Ready Trial conducted in Saginaw County (Zone 2) and Huron and Montcalm Counties (Zone 3), are reported in **Tables 6E** and **6L**. Hybrids are reported in alphabetical order in each of the tables.

Methods

Three trial locations were planted in each of four maturity zones. Zone 5 had two locations. These zones are based on available growing degree-day units established from long-term weather records. Hybrids entered in a zone were tested in each of the three designated locations. Entries for zones 1, 2 and 3 are divided into two maturity groups (early and late) on the basis of maturity ratings provided by the seed companies. (In zones 4 and 5, all hybrids were tested in one group.)

Four-row plots were used at all grain locations. The two center rows were harvested for yield. Plots were 22 feet long with 30-inch row spacing.

Experimental design, data acquisition, analysis of variance and data summarization were facilitated in part by AGROBASE Generation 11™ (Agronomix Software, Inc., Winnipeg, Canada). The experiment layout is a four-replication, lattice design. Hybrid performance is reported as the adjusted mean averaged together from four replicated plots.

Variety trials were conducted on farmers' fields. All hybrids in a location were managed the same, with the same fertilizers, population, date of planting and other management practices. In the field, hybrids were identified only by a plot number to assure unbiased comparisons. Trials in Branch, Cass, Montcalm and Mason counties were irrigated. The Grand Traverse County Trial has yields listed for both the Low and High Population Trials that were conducted.

Stand counts were recorded in June. Plots with stand counts higher than the desired population were thinned at this time. The desired population rates are listed in Table B (grain page 25) and Table C (silage page 31). Lodging measurements were made at harvest. All plants broken below the ear and/or leaning more than 45 degrees were counted. Plots were harvested mechanically. Moisture content and field weight were measured by a GrainGage™, a HarvestMaster System™ mounted on the plot combine. Grain yield is reported at a standard 15.5 percent moisture. Grain test weight is reported at harvest moisture. Automated test weight equipment loses some accuracy as harvest moistures increase. Test weight values should be used to determine relative rank and not as a precise weight.

Replicated grain samples were collected from one location in each zone and were tested for protein, starch and oil content using near infrared reflectance (NIR) quality analysis. The results are presented in each table.

The tables report the following information about the hybrids tested:

1. Moisture content at harvest (%H20).
2. Yield (in bushels per acre) of shelled corn corrected to 15.5 percent moisture (bu/A)
3. Test weight at harvest moisture (Twt).
4. Percent of stalk lodging (plants broken below the ear and/or 45 degrees off vertical at harvest) (%SL).
5. Percent stand of target population (%Std).
6. Percent protein (Prot), oil (Oil) and starch (Strch) content are reported at 15.5 percent grain moisture.

How to Choose a Hybrid

Adaptation

The map on page 7 shows the locations of the grain trials and divides Michigan into four generalized maturity zones. Local variations in weather, soil type and fertility, time of planting and other conditions all affect adaptation. Corn hybrids are often adapted to more than one zone.

In selecting a hybrid, there is no real substitute for observing individual characteristics while plants are growing. The best time to compare plants is usually in late August or early September as they approach maturity. Each year, demonstration plantings of each hybrid are planted at a limited number of test locations. In 2003, the public was invited to view the hybrids at three locations at scheduled field days. Examining plant and ear characteristics can help you select hybrids suitable for your production system. (Yield results are not taken from the demonstration plot.)

Planting Rate

The number of seeds sown per acre in Michigan has increased steadily over the past several years. In general, modern corn hybrids can withstand the stress of higher plant populations better than earlier hybrids. However, increased planting rates are not a guarantee of increased yield. Check with your seed dealer for information on which hybrids perform better at higher populations when grown on your soil type.

Maturity

Early-maturing hybrids are generally lower in moisture content than later-maturing hybrids at harvest. Differences among hybrids in rate of dry down in the field also affect moisture content at harvest.

It generally requires two days for grain moisture to fall 1 percent. Corn is considered physiologically mature when a black layer of cells forms at the base of the kernel. This black layer is an indication of the end of active growth processes. At this time, kernel moisture will be between 32 and 35 percent.

For Grain

When you are selecting a hybrid, yield should not be the only consideration. A hybrid with lower moisture but above average yield will often have higher net returns than a top-yielding hybrid with higher moisture. A one-point increase in moisture requires about 2 more bushels in yield to break even. It is often better to choose earlier hybrids (below average moisture content) than later hybrids for grain. Data in the tables show that good yields do not necessarily depend on later maturity.

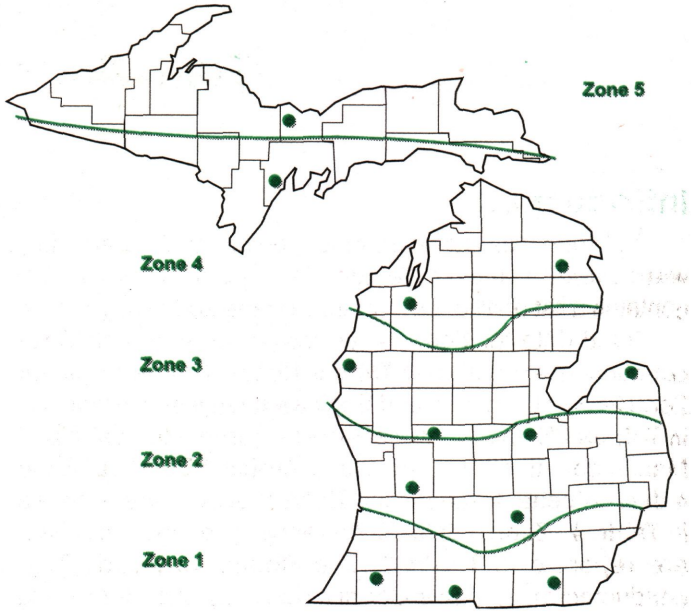

2003 Grain Trial Locations

Seven Advantages of Early-Maturing Hybrids:

1. They usually mature before killing frost.
2. Adapted early hybrids can generally yield as much as late hybrids in most areas of Michigan.
3. Early hybrids with lower moisture content at harvest reduce drying time and market discounts for high grain moisture.
4. Grain test weights are generally higher, resulting in reduced market discounts.
5. Mature, dry corn makes a superior feed grain when used in swine or poultry rations.
6. Harvest can take place earlier in the fall, when weather conditions are most favorable. Early harvest may reduce corn losses resulting from broken stalks and dropped ears.
7. Fall tillage of corn stubble can be completed on land not subject to erosion.

TABLE 1E. LENAWEE, BRANCH & CASS COUNTY GRAIN TRIALS - EARLY (107 Day and Earlier) ZONE 1

2003		LENAWEE						BRANCH						CASS						TRIAL AVERAGE						QUALITY		
Brand / Hybrid	RM	%H2O		Bu/A	Twt	%SL	%Std	%H2O		Bu/A	Twt	%SL	%Std	%H2O		Bu/A	Twt	%SL	%Std	%H2O		Bu/A	Twt	%SL	%Std	Prot	Oil	Strch
AGRIGOLD A6391	106	22.5	*	216.8	50.7	3.3	98	19.4		206.2	55.1	2.9	100	24.0	*	179.7	51.9	1.5	97	22.0		200.9	52.6	2.6	98	7.4	3.5	59.5
AGRIGOLD A6395	106	25.5	*	217.5	47.7	1.7	98	21.5		218.1	53.5	1.3	100	26.4		161.7	49.0	0.8	100	24.5		199.1	50.1	1.3	99	7.7	4.1	58.0
BAYSIDE 2104	104	23.8		210.3	51.8	2.1	97	21.6		185.2	55.6	2.4	98	24.5		159.9	52.7	1.9	96	23.3		185.1	53.4	2.1	97	7.3	3.1	61.3
BAYSIDE Super 105	105	24.7		201.2	49.2	3.5	93	20.1		203.4	53.6	1.0	99	24.3		159.6	50.7	2.6	91	23.0		188.1	51.2	2.4	94	7.7	3.9	59.5
BECK 5125CB	105	27.1		210.0	47.5	0.4	99	23.3	*	235.9	52.5	1.0	100	27.2		159.1	49.1	0.2	99	25.9		201.7	49.7	0.5	99	7.8	3.5	59.4
BECK 5166	105	22.6	*	216.9	51.5	3.0	99	19.5		213.4	55.7	3.3	100	25.4	*	178.7	50.9	1.0	91	22.5		203.0	52.7	2.4	97	7.4	3.6	59.4
BECK 5283Bt 1	107	24.7	**	224.6	50.0	0.0	100	20.5		221.2	54.4	0.7	100	24.0	*	178.8	51.9	0.1	99	23.1	*	208.2	52.1	0.3	100	7.8	4.0	58.8
BIO GENE BG1075	107	22.9	*	219.7	50.6	2.7	100	19.9		205.2	55.0	1.3	99	24.3		165.9	50.8	2.1	99	22.4		196.9	52.1	2.0	99	7.4	3.7	59.2
BIO GENE BT1071	107	26.8	*	221.3	48.0	0.7	97	23.8	*	231.3	52.3	1.0	100	27.5		157.5	49.5	1.2	95	26.0		203.4	49.9	1.0	97	8.0	3.6	59.2
DAIRYLAND STEALTH-1507Bt	107	26.5		210.8	47.8	1.4	98	23.6	*	230.4	52.2	0.3	100	27.3	*	171.8	49.6	1.1	96	25.8		204.3	49.9	0.9	98	8.2	3.8	58.5
DAIRYLAND STEALTH-1606	106	23.2	*	213.5	51.0	4.7	97	19.5		206.7	55.3	2.3	99	24.1	*	187.7	51.7	0.4	98	22.3		202.6	52.7	2.5	98	7.6	3.8	59.0
DAIRYLAND STEALTH-5104	104	23.5	*	220.2	51.9	0.7	100	21.2		222.8	55.4	0.0	100	20.6		146.1	53.7	2.2	96	21.8		196.4	53.7	1.0	99	7.9	3.6	59.3
DEKALB DKC51-43	101	20.7		207.9	54.0	2.4	96	18.6		167.6	56.7	10.9	100	20.3	*	171.6	55.7	0.3	100	19.9		182.4	55.5	4.5	99	7.3	4.1	59.6
DEKALB DKC52-45 (YGCB)	102	20.5	*	216.1	54.3	0.7	100	17.2		181.5	54.9	2.7	98	19.2	*	186.5	54.4	0.0	99	19.0		194.7	54.5	1.1	99	7.9	4.3	58.9
DEKALB DKC53-33 (RR)	103	23.0		202.4	52.6	2.4	94	19.1		181.3	55.6	8.2	100	19.5		137.8	54.6	1.7	96	20.5		173.8	54.3	4.1	97	7.4	3.8	59.6
DEKALB DKC57-01	107	22.7		202.2	50.8	1.7	96	20.9		210.3	54.9	2.6	100	20.9	*	175.0	54.0	3.0	89	21.5		195.8	53.2	2.4	95	7.9	4.2	58.6
DEKALB DKC57-84 (YGCB)	107	25.0	**	224.6	50.8	0.4	95	23.9	**	240.6	54.8	0.3	100	25.6	*	183.6	52.6	2.4	100	24.8	**	216.3	52.7	1.0	98	7.8	4.0	59.7
DYNAGRO DG-5440	106	23.9	*	218.5	50.7	2.4	97	19.5		210.8	55.5	1.3	100	24.5	*	185.5	51.8	0.5	95	22.6		204.9	52.7	1.4	98	7.6	3.6	59.0
GARST 8461	107	26.1	*	224.5	48.5	3.3	99	21.9		210.3	53.7	1.3	100	26.4	*	170.1	50.3	1.3	100	24.8		201.6	50.8	2.0	100	7.5	4.1	59.1
GARST 8545	107	26.3	*	219.3	49.8	3.7	98	21.5		216.2	55.7	5.0	99	26.2	*	170.7	51.5	1.3	99	24.7		202.1	52.3	3.3	99	7.9	3.9	59.0
GENESIS 2C05YG	105	27.0	*	216.9	47.9	0.3	94	23.8	*	234.7	52.3	0.7	100	27.4	*	172.2	49.2	0.8	100	26.1	*	207.9	49.8	0.6	98	8.1	3.7	58.7
GOLDEN HARVEST H-8562	106	23.3		211.5	49.0	2.7	95	20.7		219.6	53.5	3.9	100	24.4		164.0	50.9	2.6	99	22.8		198.4	51.1	3.1	98	8.4	3.9	58.0
GOLDEN HARVEST H-8618Bt	106	26.8	*	219.8	47.9	0.4	96	24.0	*	228.7	52.5	3.3	99	27.4	*	170.0	49.3	1.1	97	26.1	*	206.2	49.9	1.6	97	8.5	3.7	58.3
GRIES 5306	106	25.2		205.1	48.9	4.2	93	23.0		215.4	53.4	4.3	100	26.7		166.8	49.9	0.1	99	25.0		195.8	50.7	2.9	98	8.2	3.8	58.5
HIGH CYCLE HC7698Rb	107	25.6	*	218.3	48.7	0.4	94	22.3		218.0	54.0	0.0	100	26.2	*	174.2	49.8	0.5	97	24.7		203.5	50.8	0.3	97	7.8	3.8	59.5
JUNG 6545Bt	106	23.2	*	223.5	52.3	0.3	99	20.8		214.6	55.5	0.7	99	20.1	*	175.6	54.3	2.0	97	21.4		204.6	54.0	1.0	98	7.7	3.5	59.7
JUNG 6580Bt	104	22.8	*	212.7	52.9	0.3	97	21.2		201.6	57.2	0.7	99	22.3		130.7	54.9	1.6	100	22.1		181.7	55.0	0.9	99	7.7	3.7	60.0
LEGACY EX460	106	28.0		196.2	47.2	0.4	95	23.8	*	227.0	52.1	1.0	100	27.7	*	175.6	49.5	1.9	93	26.5		199.6	49.6	1.1	96	8.3	3.8	58.6
MYCOGEN 2652	106	23.0		211.7	50.1	3.7	98	19.4		212.7	53.7	4.3	100	23.8	*	176.4	51.8	1.4	93	22.1		200.3	51.9	3.1	97	8.5	3.8	58.0
NEW CENTURY NC1107	107	24.6		198.3	51.0	2.2	90	20.5		176.2	55.1	3.9	100	25.0		151.6	51.5	0.5	84	23.4		175.4	52.5	2.2	91	7.9	4.4	58.2
NK Brand N50-P5	104	24.5	*	223.5	50.6	0.0	99	20.8		220.7	55.5	2.0	100	22.3		144.4	53.0	2.5	100	22.5		196.2	53.0	1.5	100	7.9	4.2	58.6
NK Brand N51-Z7	104	23.2	*	223.2	51.7	0.4	99	20.9		217.6	55.3	0.7	99	22.5	**	189.1	52.9	0.9	99	22.2	*	210.0	53.3	0.7	99	6.2	4.2	61.2
NK Brand N58-D1	107	24.9	*	219.5	50.7	0.4	96	24.1		209.0	53.7	1.0	100	23.8		167.5	51.6	1.2	99	24.3		198.7	52.0	0.9	99	7.9	4.0	59.0
NK Brand N59-Q9	106	24.3	*	213.0	51.0	2.1	93	22.6		209.2	54.5	2.0	100	24.8	*	171.2	51.7	2.9	99	23.9		197.8	52.4	2.3	97	7.7	3.1	60.1
PIONEER 35Y55	106	23.9	*	215.2	50.7	0.4	97	21.2		213.2	54.0	1.0	100	24.5		153.3	52.1	0.7	94	23.2		193.9	52.3	0.7	97	7.8	4.1	58.5
PIONEER 36B08	103	22.7	*	213.8	54.0	2.7	99	21.6		213.2	56.9	2.3	100	22.3	*	177.9	56.0	1.8	96	22.2		201.6	55.6	2.3	98	7.8	3.3	59.5
RENK RK633YGCB	103	22.2	*	217.8	53.4	1.1	98	20.1		219.1	57.6	0.4	97	21.4	*	173.8	54.9	3.3	100	21.2		203.6	55.3	1.6	98	7.6	4.3	59.4
RENK RK700YGCB	105	23.9	*	213.2	51.4	0.7	99	21.2		202.3	55.7	0.3	100	24.6		167.6	52.9	0.0	98	23.2		194.4	53.3	0.3	99	8.3	3.8	59.0
RENK RK772YGCB	106	22.3	*	216.6	52.3	0.4	99	18.2		190.9	54.6	2.7	100	21.2	*	180.4	53.8	2.1	100	20.6		196.0	53.6	1.7	100	7.7	4.6	58.0
RUPP XR1708	106	22.8	*	215.2	51.0	3.6	92	19.5		205.1	55.3	2.6	100	24.0	*	179.4	51.7	1.6	92	22.1		199.9	52.7	2.6	95	7.3	3.6	60.1
VIGORO V4530	105	24.8	*	213.2	51.8	1.7	96	20.0		180.9	56.3	1.3	100	23.7	*	172.4	53.2	1.6	98	22.8		188.8	53.8	1.5	98	7.1	3.4	61.4
VIGORO V45D37	105	23.4		211.8	52.6	2.3	98	20.4		201.7	56.5	2.0	100	23.6	*	172.2	53.3	0.6	91	22.5		195.2	54.1	1.6	96	7.2	3.1	61.4

Average		24.2	214.5	50.6	1.7	97	21.1	210.2	54.7	2.2	100	24.1	168.9	52.0	1.4	97	23.1	197.9	52.4	1.7	98	7.7	3.8	59.2
Highest		28.0	224.6	54.3	4.7	100	24.1	240.6	57.6	10.9	100	27.7	189.1	56.0	3.3	100	26.5	216.3	55.6	4.5	100	8.5	4.6	61.4
Lowest		20.5	196.2	47.2	0.0	90	17.2	167.6	52.1	0.0	97	19.2	130.7	49.0	0.0	84	19.0	173.8	49.6	0.3	91	6.2	3.1	58.0
CV (%)		2.4	4.1	1.1			2.7	4.8	1.0			3.5	9.0	1.5			3.0	5.9	1.2			4.6	5.8	1.1
LSD (.05%)		0.8	12.5	1.5			1.6	14.1	0.7			1.2	21.3	1.1			0.5	7.9	0.4			0.5	0.3	0.9

2002 & 2003 Averages		LENAWEE					BRANCH					CASS					TRIAL AVERAGE					QUALITY		
Brand / Hybrid	**RM**	**%H2O**	**Bu/A**	**Twt**	**%SL**	**%Std**	**%H2O**	**Bu/A**	**Twt**	**%SL**	**%Std**	**%H2O**	**Bu/A**	**Twt**	**%SL**	**%Std**	**%H2O**	**Bu/A**	**Twt**	**%SL**	**%Std**	**Prot**	**Oil**	**Strch**
AGRIGOLD A6391	106	19.7	190.7	52.5	2.2	98	18.6	211.3	55.2	2.3	100	21.2 *	201.0	53.4	1.2	97	19.8 *	201.0	53.7	1.9	98	7.0	3.6	60.1
AGRIGOLD A6395	106	22.2 *	197.7	51.2	2.4	98	20.9	212.1	53.7	1.5	90	22.9	176.1	51.5	0.9	95	22.0	195.3	52.1	1.6	94	6.9	4.1	59.4
BAYSIDE Super 105	105	21.2	190.3	51.8	3.4	94	19.4	202.5	53.8	1.9	97	21.1	180.3	52.5	3.4	93	20.6	191.0	52.7	2.9	95	7.0	4.0	60.6
BECK 5166	105	20.2	190.1	53.2	2.1	96	18.7	210.7	55.7	3.1	99	22.1 *	200.2	52.6	0.5	95	20.3 *	200.3	53.8	1.9	97	7.0	3.8	59.8
BECK 5283Bt 1	107	21.9 *	200.0	52.7	0.5	95	20.1 *	220.8	55.1	0.7	96	21.5 *	194.8	53.6	0.2	96	21.2 **	205.2	53.8	0.5	95	7.3	4.0	59.8
DAIRYLAND STEALTH-1507Bt	107	22.5	193.5	51.3	0.9	98	22.0 **	222.3	53.8	0.5	97	23.0	180.8	52.2	1.2	98	22.5	198.9	52.4	0.9	98	7.3	3.8	60.2
DAIRYLAND STEALTH-1606	106	20.5	192.4	53.1	3.6	98	18.8	207.8	55.2	2.6	99	21.2	184.9	52.9	1.0	95	20.2	195.0	53.7	2.4	97	6.8	3.7	60.0
DEKALB DKC51-43	101	18.4	184.6	55.7	2.1	96	17.8	187.1	57.3	8.1	99	18.7	174.4	56.4	0.8	98	18.3	182.0	56.5	3.7	98	6.6	4.1	60.4
DYNAGRO DG-5440	106	20.4 *	195.4	53.3	2.1	97	18.8	204.0	55.3	1.0	95	21.7 **	201.7	53.4	0.9	96	20.3 *	200.4	54.0	1.3	96	7.2	3.6	60.0
MYCOGEN 2652	106	20.5 *	195.8	52.8	3.5	98	18.8 *	216.3	54.8	2.8	99	20.9 *	196.6	53.1	1.7	96	20.1 *	202.9	53.6	2.7	98	8.0	3.8	59.1
NK Brand N51-Z7	104	21.7	187.9	53.0	0.2	99	19.4 *	216.5	55.2	0.7	99	19.7 *	196.9	53.7	0.6	97	20.3 *	200.4	54.0	0.5	98	5.9	4.1	61.8
NK Brand N58-D1	107	22.1 **	203.7	53.1	0.2	94	21.8	208.3	54.9	0.5	99	21.0	182.4	54.1	1.3	98	21.6	198.1	54.0	0.7	97	7.4	3.9	59.8
NK Brand N59-Q9	106	21.4 *	195.7	53.3	2.1	96	20.5	207.3	55.0	2.6	99	21.6	187.5	53.7	2.4	99	21.2	196.8	54.0	2.4	98	7.0	3.1	61.2
PIONEER 35Y55	106	21.7	192.0	52.1	0.4	94	19.8	207.4	53.4	0.5	96	21.7	178.5	53.1	0.7	93	21.1	192.6	52.9	0.5	94	7.5	3.9	59.3
PIONEER 36B08	103	21.4	190.5	55.7	2.7	95	20.3	200.3	57.2	2.0	99	20.3	159.5	56.6	1.5	96	20.7	183.4	56.5	2.1	97	7.5	3.4	60.1
RUPP XR1708	106	20.1 *	195.4	53.4	2.7	94	19.0	201.9	55.3	2.1	99	21.1	182.9	52.8	1.4	95	20.1	193.4	53.8	2.1	96	6.6	3.8	60.5
VIGORO V4530	105	22.1	191.3	54.4	1.6	97	19.0	186.9	56.4	1.3	98	20.6	175.9	54.7	0.8	97	20.6	184.7	55.2	1.2	97	6.2	3.5	62.2
Average		21.1	193.4	53.1	1.9	96	19.6	207.3	55.1	2.0	98	21.2	185.6	53.5	1.2	96	20.6	195.4	53.9	1.7	97	7.0	3.8	60.2
Highest		22.5	203.7	55.7	3.6	99	22.0	222.3	57.3	8.1	100	23.0	201.7	56.6	3.4	99	22.5	205.2	56.5	3.7	98	8.0	4.1	62.2
Lowest		18.4	184.6	51.2	0.2	94	17.8	186.9	53.4	0.5	90	18.7	159.5	51.5	0.2	93	18.3	182.0	52.1	0.5	94	5.9	3.1	59.1
CV (%)		0.9	5.0	1.1			0.6	4.8	0.7			0.7	9.0	1.0			0.8	6.4	0.8			9.1	6.2	3.2
LSD (.05%)		0.9	8.3	0.7			0.6	8.3	0.4			0.6	13.2	0.6			0.4	6.0	0.3			0.4	0.2	0.6

2001 - 2003 Averages		LENAWEE					BRANCH					CASS					TRIAL AVERAGE					QUALITY		
Brand / Hybrid	**RM**	**%H2O**	**Bu/A**	**Twt**	**%SL**	**%Std**	**%H2O**	**Bu/A**	**Twt**	**%SL**	**%Std**	**%H2O**	**Bu/A**	**Twt**	**%SL**	**%Std**	**%H2O**	**Bu/A**	**Twt**	**%SL**	**%Std**	**Prot**	**Oil**	**Strch**
AGRIGOLD A6391	106	20.2	169.0	53.8	2.2	99	21.6	211.9	53.3	2.5	99	23.6 **	211.8	53.6	1.9	98	21.8	197.6	53.6	2.2	99	7.7	3.9	63.5
BAYSIDE Super 105	105	21.7	168.9	53.5	8.1	96	21.3	194.0	52.8	3.0	96	22.3	194.7	53.2	3.8	94	21.8	185.9	53.2	5.0	95	7.6	4.2	63.9
BECK 5166	105	20.8	171.5	53.8	2.1	95	21.0	211.4	53.9	3.0	98	24.2 *	208.9	53.0	1.3	93	22.0	197.3	53.6	2.1	95	7.6	3.9	63.4
BECK 5283Bt 1	107	21.9 **	185.0	53.5	0.5	96	21.5 *	219.1	54.0	0.9	97	22.7 *	208.8	54.3	0.9	95	22.0 **	204.3	53.9	0.8	96	8.1	4.4	62.9
DAIRYLAND STEALTH-1507Bt	107	22.5	171.6	52.7	2.0	98	23.2 **	220.1	52.6	0.7	98	23.6	198.2	53.2	1.2	98	23.1	196.6	52.8	1.3	98	8.1	4.0	63.5
DAIRYLAND STEALTH-1606	106	21.3	165.6	53.4	2.6	99	21.1	205.2	53.6	2.5	99	23.7	200.2	53.2	2.1	96	22.0	190.3	53.4	2.4	98	7.7	3.9	63.3
GOLDEN HARVEST H-8562	106	21.5	165.6	53.5	3.9	96	23.1	207.4	52.0	3.1	100	23.4	189.8	53.2	2.4	96	22.7	187.6	52.9	3.1	97	9.3	4.1	63.4
NK Brand N58-D1	107	22.6 *	178.6	53.5	0.4	96	23.4	212.0	53.3	0.7	99	22.1	197.4	54.9	1.3	98	22.7	196.0	53.9	0.8	98	8.2	4.1	63.1
NK Brand N59-Q9	106	21.3	177.1	54.1	2.1	97	21.0	206.5	54.7	3.9	99	22.4 *	202.2	54.6	2.4	99	21.6	195.3	54.5	2.8	98	7.7	3.4	64.7
Average		21.5	172.5	53.5	2.7	97	21.9	209.7	53.3	2.3	98	23.1	201.3	53.7	1.9	96	22.2	194.5	53.5	2.3	97	8.0	4.0	63.5
Highest		22.6	185.0	54.1	8.1	99	23.4	220.1	54.7	3.9	100	24.2	211.8	54.9	3.8	99	23.1	204.3	54.5	5.0	99	9.3	4.4	64.7
Lowest		20.2	165.6	52.7	0.4	95	21.0	194.0	52.0	0.7	96	22.1	189.8	53.0	0.9	93	21.6	185.9	52.8	0.8	95	7.6	3.4	62.9
CV (%)		0.9	5.0	1.1			0.7	5.4	0.8			0.7	8.3	1.0			0.8	6.4	0.8			8.0	6.6	3.1
LSD (.05%)		0.7	6.5	0.5			0.6	7.7	0.4			0.5	10.3	0.5			0.3	4.8	0.3			0.3	0.2	0.5

** Highest Yielding Hybrid * Not Significantly Different from Highest Yielding Hybrid

TABLE 1L. LENAWEE, BRANCH & CASS COUNTY GRAIN TRIALS - LATE (108 Day and Later) ZONE 1

2003		LENAWEE						BRANCH						CASS						TRIAL AVERAGE						QUALITY		
Brand / Hybrid	RM	%H2O		Bu/A	Twt	%SL	%Std	%H2O		Bu/A	Twt	%SL	%Std	%H2O		Bu/A	Twt	%SL	%Std	%H2O		Bu/A	Twt	%SL	%Std	Prot	Oil	Strch
AGRIGOLD A6445	109	26.3	*	221.7	48.8	2.4	97	22.9		208.4	52.2	2.6	100	25.2	*	188.7	51.0	0.8	99	24.8		206.3	50.7	1.9	99	7.8	4.2	58.4
AGRIGOLD A6466Bt	112	24.5	*	211.3	50.0	0.7	99	22.3		198.5	53.5	0.7	100	24.0		154.8	51.7	1.1	100	23.6		188.2	51.7	0.8	100	8.3	4.2	58.4
ASGROW RX702YG	110	27.6	*	225.6	50.1	0.7	98	27.4	*	229.2	51.2	0.0	100	29.2		164.0	49.7	1.0	99	28.1		206.3	50.3	0.6	99	8.6	3.9	59.1
BECK 5322CB	109	27.6	*	219.1	47.6	0.7	96	22.9	*	229.0	52.1	0.7	100	25.2		157.0	49.6	0.6	96	25.2		201.7	49.8	0.7	97	7.6	4.0	58.9
BECK 5538	110	25.7		207.9	52.0	2.8	94	20.8		199.0	56.2	4.0	100	26.0	*	166.7	53.1	2.5	93	24.2		191.2	53.8	3.1	96	7.7	3.3	59.8
BIO GENE BG1111	109	26.0	*	220.7	49.0	4.6	100	21.8		209.0	52.7	1.6	100	24.4	*	167.9	51.6	0.1	90	24.1		199.2	51.1	2.1	97	7.4	4.3	58.8
BIO GENE BG1119	109	24.9	*	217.0	49.6	2.0	98	22.9		218.4	52.5	5.3	100	25.5	*	181.4	50.6	2.9	97	24.4		205.6	50.9	3.4	98	7.2	3.6	60.3
BROWN 7044	109	26.6	*	223.4	49.1	3.6	100	22.7		209.1	52.5	2.0	100	24.0		164.1	51.7	0.8	99	24.4		198.9	51.1	2.1	100	7.5	4.2	59.0
BROWN 7044YGCB	110	26.3		206.8	50.2	1.0	95	23.6		215.8	53.0	1.0	99	23.1		162.1	52.5	1.7	90	24.3		194.9	51.9	1.2	95	7.8	4.2	58.6
CORN BELT C599	109	25.5	*	222.6	49.2	1.3	100	22.3		213.7	52.8	1.9	100	25.0		166.0	50.4	1.3	100	24.3		200.8	50.8	1.5	100	7.6	4.1	58.8
CORN BELT C599Bt	110	28.1	*	228.6	47.6	0.4	97	25.5	*	232.6	50.8	0.0	100	27.6		158.6	48.8	1.0	99	27.1		206.6	49.1	0.5	98	7.3	3.6	59.4
CROW'S 4911B	110	28.3		209.7	48.5	0.4	94	22.9	*	226.4	52.1	0.0	100	25.8	*	187.6	50.5	1.5	100	25.7	*	207.9	50.4	0.6	98	7.6	4.2	58.6
DAIRYLAND STEALTH-1611	111	26.4	*	217.5	48.2	4.3	99	21.8		206.7	52.8	1.0	100	25.3	*	174.2	50.6	1.0	100	24.5		199.5	50.5	2.1	99	7.8	4.3	58.6
DEKALB DKC58-24 (RR/YGCB)	108	24.3	*	216.0	52.2	0.3	100	22.8		219.2	53.7	0.3	100	23.0	*	177.3	54.0	0.6	100	23.4		204.2	53.3	0.4	100	7.7	3.9	59.7
DEKALB DKC58-78 (YGCB)	108	23.5	*	221.2	51.4	0.3	99	22.3		218.8	52.9	0.6	100	21.7	*	183.8	53.5	1.3	89	22.5	*	207.9	52.6	0.7	96	7.9	4.0	58.4
DEKALB DKC59-08	109	23.9		199.5	54.0	3.3	99	23.5		212.9	55.3	1.3	100	22.7	*	169.5	55.5	1.3	100	23.4		194.0	54.9	2.0	100	7.5	4.0	59.8
DEKALB DKC60-09 (RR/YGCB)	110	25.8		204.1	52.4	3.3	100	25.3		218.9	53.7	0.3	100	23.0		137.1	53.3	7.1	99	24.7		186.7	53.1	3.6	100	7.6	4.0	59.1
DEKALB DKC61-42	111	28.1	*	221.3	49.1	3.0	97	24.5	*	224.0	51.7	2.3	100	26.5	*	173.1	50.2	1.4	98	26.4		206.1	50.3	2.2	99	7.7	3.6	60.0
DYNAGRO 56N42	109	24.9		206.8	51.0	1.8	92	22.8		205.9	53.9	2.0	99	23.7		162.6	53.2	1.4	95	23.8		191.8	52.7	1.7	95	8.5	4.2	57.7
DYNAGRO DG-5324Bt	108	26.3	*	233.7	49.0	0.0	100	23.1	*	233.1	51.6	0.6	100	25.7		143.3	49.5	0.9	93	25.0		203.4	50.0	0.5	98	7.7	3.8	59.2
DYNAGRO DG-5467	109	26.6	*	220.1	49.2	2.2	91	22.3		213.6	52.4	1.4	99	24.1	*	170.5	51.5	1.6	98	24.3		201.4	51.0	1.7	96	7.9	4.3	58.1
GARST 8484Bt/IT	111	27.4	*	218.4	48.5	0.7	97	23.8		210.4	53.0	1.0	100	27.3		141.6	50.7	0.3	98	26.2		190.1	50.7	0.7	99	7.7	4.2	58.6
GENESIS 2D08CRW	108	24.8		207.3	49.6	2.8	96	21.1		215.7	53.3	2.3	98	23.7		154.2	51.9	0.6	97	23.2		192.4	51.6	1.9	97	8.0	4.0	58.3
GOLDEN HARVEST H-8906	111	25.5	*	226.3	49.1	2.0	100	22.1		212.6	52.5	1.3	101	24.3	*	177.0	51.2	0.0	100	24.0		205.3	50.9	1.1	100	7.7	4.2	58.7
GOLDEN HARVEST H-9148Bt	112	29.1	*	228.2	47.7	0.4	95	26.8	*	227.1	48.4	0.3	99	27.8	*	172.1	50.2	2.4	95	27.9	*	209.1	48.8	1.0	96	7.7	4.2	58.4
GRIES 6310	110	26.8	*	220.1	49.7	4.0	99	22.2		211.2	52.9	1.3	100	24.5		147.3	50.4	0.6	96	24.5		192.9	51.0	2.0	98	7.7	4.2	58.5
HIGH CYCLE HC7743Bt	109	26.4	*	224.2	50.6	1.0	99	25.3		221.2	52.5	0.0	98	24.7		160.3	52.0	3.6	96	25.5		201.9	51.7	1.5	98	7.6	3.9	59.2
HIGH CYCLE HC7748Bt	109	26.0	*	228.6	49.3	0.7	100	23.1		213.7	52.4	0.7	100	25.4	*	176.2	50.8	1.3	100	24.8		206.2	50.8	0.9	100	7.4	4.4	59.9
HIGH CYCLE HC7807Bt	112	29.5	*	223.5	47.5	1.0	97	27.3	*	230.4	48.5	0.3	99	28.3		153.3	48.3	0.9	100	28.4		202.4	48.1	0.7	99	7.7	4.1	58.3
LEGACY EX385	106	22.3	*	214.5	50.8	4.3	99	19.6		214.1	53.0	4.6	100	23.4	*	168.8	51.6	0.6	98	21.8		199.1	51.8	3.2	99	8.2	3.8	58.8
LG SEEDS LG2540	108	24.7	*	235.5	48.3	3.7	97	21.8	*	223.9	52.5	1.3	100	24.3	*	176.8	50.0	1.2	99	23.6	*	212.1	50.3	2.1	98	7.5	4.1	58.2
MIDWEST GENETIC G7716B	110	27.8	*	217.6	48.8	0.3	92	23.3	*	231.5	52.0	0.7	101	24.4	*	168.3	50.8	1.6	98	25.2		205.8	50.5	0.9	97	7.9	4.1	58.4
MYCOGEN 2784	112	25.8	*	225.5	49.5	2.7	99	21.5		209.8	53.3	3.3	100	26.4		166.0	50.5	0.2	98	24.6		200.4	51.1	2.1	99	7.7	4.0	60.0
NEW CENTURY NC106	107	23.2	*	233.5	51.6	2.0	96	19.2		197.0	54.4	2.6	100	22.7	**	195.0	52.4	0.1	97	21.7	*	208.5	52.8	1.6	98	7.6	3.7	59.3
NEW CENTURY NC1109	110	26.2	*	221.4	48.8	1.4	96	21.7	*	224.0	52.9	1.6	100	25.2		164.0	51.1	2.1	96	24.4		203.1	50.9	1.7	97	7.7	4.3	58.3
NK Brand N65-M7	109	26.6	*	220.8	48.2	3.7	98	22.4		222.0	52.8	2.0	100	23.7	*	168.6	51.8	1.7	100	24.2		203.8	50.9	2.5	99	7.3	4.2	59.1
NK Brand N70-A2	110	24.1		202.4	51.6	2.3	99	23.3		206.6	53.3	0.7	100	26.1	*	168.7	52.4	2.0	92	24.5		192.6	52.4	1.7	97	8.2	4.3	58.4
NK Brand N70-T9	111	27.4	**	239.2	48.3	0.3	100	24.9	*	227.4	51.3	0.0	100	26.9		158.4	49.3	2.2	99	26.4	*	208.3	49.6	0.8	100	7.3	3.9	59.5
PIONEER 34D72	108	22.6	*	231.8	51.8	1.0	98	21.6	*	232.6	54.1	0.3	100	21.0		152.3	54.3	1.4	97	21.7		205.6	53.4	0.9	98	7.6	3.6	59.2
PIONEER 34H32	109	25.3	*	217.7	54.9	2.3	100	23.6		216.5	56.3	0.6	99	24.3		149.4	56.1	0.8	99	24.4		194.5	55.8	1.2	99	7.3	3.6	60.2
PIONEER 34M95	110	25.1	*	227.8	51.8	0.0	98	23.3	**	235.8	54.0	0.3	100	23.2	*	187.8	55.2	2.1	96	23.9	**	217.1	53.7	0.8	98	8.8	4.5	57.3
RENK RK789YGCB	110	25.7	*	218.2	50.1	0.7	97	23.6		222.7	52.9	0.3	96	24.3		156.2	52.1	2.8	91	24.5		199.0	51.7	1.3	95	7.5	3.9	59.3
RENK RK870YGCB	112	27.7	*	224.9	48.2	0.7	95	22.7	*	232.3	52.2	1.3	99	23.9		127.0	50.7	1.8	94	24.8		194.7	50.4	1.3	96	7.7	4.2	58.8
RUPP XR1744	108	26.2	*	218.5	49.2	3.3	93	22.2	*	224.9	52.6	1.6	99	23.8	*	185.7	52.0	2.1	96	24.1	*	209.7	51.3	2.3	96	7.7	4.2	58.5
RUPP XR8544RR	108	25.2	*	224.9	50.0	2.0	98	21.4		215.1	53.4	2.9	100	24.1	*	175.0	51.5	0.9	100	23.6		205.0	51.6	1.9	99	7.7	4.3	58.6

VIGORO V5020	110	25.6	*	216.9	49.6	2.7	98	22.5		220.1	52.5	4.0	99	26.8	*	183.4	50.3	1.8	93	25.0		206.8	50.8	2.8	97	7.3	3.7	60.3
VIGORO EX652004	109	25.5	*	212.4	51.9	2.8	94	21.9		190.6	54.5	2.7	98	24.1	*	181.8	53.1	1.4	98	23.8		194.9	53.2	2.3	96	7.6	3.5	60.1
WELLMAN W1661	110	26.3	*	220.9	48.5	3.4	98	21.8		217.0	52.5	2.3	100	24.7	*	180.6	50.7	3.5	99	24.3		206.2	50.6	3.1	99	7.5	4.3	58.7
Average		26.0		219.9	49.8	1.9	97	22.9		217.7	52.8	1.5	100	24.8		166.8	51.5	1.5	97	24.6		201.5	51.4	1.6	98	7.7	4.0	58.9
Highest		29.5		239.2	54.9	4.6	100	27.4		235.8	56.3	5.3	101	29.2		195.0	56.1	7.1	100	28.4		217.1	55.8	3.6	100	9.1	4.6	61.5
Lowest		22.3		199.5	47.5	0.0	91	19.2		190.6	48.4	0.0	96	21.0		127.0	48.3	0.0	89	21.7		186.7	48.1	0.4	95	6.7	3.2	56.4
CV (%)		3.0		4.5	1.3			2.8		4.0	0.8			5.0		12.4	1.8			3.9		7.1	1.4			4.0	5.0	1.1
LSD (.05%)		1.1		27.6	0.9			0.9		12.1	0.6			1.7		28.9	1.3			0.6		9.6	0.5			0.4	0.3	0.9

2002 & 2003 Averages		LENAWEE						BRANCH						CASS						TRIAL AVERAGE						QUALITY		
Brand / Hybrid	**RM**	**%H2O**		**Bu/A**	**Twt**	**%SL**	**%Std**	**%H2O**		**Bu/A**	**Twt**	**%SL**	**%Std**	**%H2O**		**Bu/A**	**Twt**	**%SL**	**%Std**	**%H2O**		**Bu/A**	**Twt**	**%SL**	**%Std**	**Prot**	**Oil**	**Strch**
BROWN 7044	110	22.9		200.5	52.8	3.2	100	21.2		215.8	53.8	1.5	99	22.0	*	179.5	52.7	1.0	99	22.0		198.6	53.1	1.9	99	7.0	4.2	59.7
CORN BELT C599	110	22.4		205.3	52.8	1.7	98	21.3		214.1	53.7	1.5	94	22.5		174.3	52.0	0.6	92	22.1		197.9	52.8	1.3	95	7.1	4.0	59.8
DAIRYLAND STEALTH-1611	111	22.6		201.2	52.2	3.4	99	21.1		210.7	53.8	1.8	98	22.1		177.9	52.3	2.8	97	21.9		196.6	52.8	2.7	98	7.1	4.2	59.7
DEKALB DKC58-78 (YGCB)	108	21.7		193.6	53.5	0.7	96	20.7		211.2	54.1	0.5	94	19.8		167.7	53.9	1.2	93	20.7		190.8	53.8	0.8	94	7.1	3.9	59.5
DYNAGRO DG-5324Bt	108	23.4		203.5	52.4	0.9	100	21.6		219.0	53.6	0.5	97	22.4		166.1	52.0	0.9	95	22.5		196.2	52.7	0.8	97	7.2	3.7	60.5
DYNAGRO DG-5467	109	23.0		203.0	52.8	2.0	93	21.2		223.0	53.7	3.2	96	21.3	*	187.4	52.4	1.4	97	21.8		204.5	53.0	2.2	95	7.1	4.2	59.5
GOLDEN HARVEST H-8906	111	22.4	*	208.7	52.7	2.2	99	21.0		217.1	53.7	1.4	93	22.4		185.6	52.7	0.2	95	21.9		203.8	53.0	1.3	96	7.2	4.2	59.6
LG SEEDS LG2540	108	22.1	*	208.1	52.1	3.5	98	21.1		213.3	53.3	1.8	95	21.4		172.1	51.8	1.9	96	21.5		197.8	52.4	2.4	96	6.8	4.2	59.1
NEW CENTURY NC1109	110	23.2	*	207.8	52.5	1.9	97	20.6		224.2	53.9	1.7	95	22.3	*	181.7	52.4	1.4	96	22.0		204.6	52.9	1.7	96	7.0	4.3	59.5
NK Brand N65-M7	109	23.4		203.8	52.4	2.7	99	20.9	*	230.9	53.9	3.1	100	21.6	*	184.3	52.7	0.9	98	22.0	*	206.3	53.0	2.2	99	6.6	4.1	60.4
PIONEER 34M95	110	23.7	*	212.1	54.5	0.0	98	23.3	**	237.4	54.0	0.3	99	20.6	*	187.1	55.8	1.7	98	22.5	**	212.2	54.8	0.7	98	7.7	4.3	59.2
RUPP XR1744	108	22.8		200.7	52.9	3.1	95	20.9		225.2	53.8	2.5	98	21.5	*	190.7	52.8	2.5	97	21.7		205.5	53.2	2.7	97	7.0	4.2	59.8
RUPP XR8544RR	108	22.5	**	213.9	53.1	1.4	99	20.5		219.7	54.1	2.6	100	21.9	**	193.6	52.4	1.0	96	21.6	*	209.1	53.2	1.7	98	7.1	4.2	59.6
VIGORO V5020	110	23.0		201.6	52.9	2.6	99	21.9		219.1	53.6	3.2	98	23.2	*	180.6	51.5	1.6	94	22.7		200.4	52.7	2.5	97	6.9	3.7	60.7
Average		22.8		204.5	52.8	2.1	98	21.2		220.1	53.8	1.8	97	21.8		180.6	52.7	1.4	96	21.9		201.7	53.1	1.8	97	7.1	4.1	59.8
Highest		23.7		213.9	54.5	3.5	100	23.3		237.4	54.1	3.2	100	23.2		193.6	55.8	2.8	99	22.7		212.2	54.8	2.7	99	7.7	4.3	60.7
Lowest		21.7		193.6	52.1	0.0	93	20.5		210.7	53.3	0.3	93	19.8		166.1	51.5	0.2	92	20.7		190.8	52.4	0.7	94	6.6	3.7	59.1
CV (%)		0.9		4.7	0.8			0.6		4.9	0.6			1.0		10.9	1.2			0.9		7.0	0.9			8.7	5.4	3.4
LSD (.05%)		0.9		8.2	0.5			0.6		8.8	0.4			0.9		15.5	0.7			0.5		6.6	0.3			0.4	0.2	0.6

2001 - 2003 Averages		LENAWEE						BRANCH						CASS						TRIAL AVERAGE						QUALITY		
Brand / Hybrid	**RM**	**%H2O**		**Bu/A**	**Twt**	**%SL**	**%Std**	**%H2O**		**Bu/A**	**Twt**	**%SL**	**%Std**	**%H2O**		**Bu/A**	**Twt**	**%SL**	**%Std**	**%H2O**		**Bu/A**	**Twt**	**%SL**	**%Std**	**Prot**	**Oil**	**Strch**
AGRIGOLD A6445	109	25.3	*	191.7	50.7	3.2	98	24.1		210.8	51.0	3.2	99	26.2	**	204.3	52.0	1.9	98	25.2	*	202.3	51.2	2.8	99	8.3	4.6	64.1
BROWN 7044	110	23.6		177.1	52.6	3.2	98	22.8	*	217.5	52.4	2.5	99	23.2	*	198.0	53.3	1.7	99	23.2		197.5	52.8	2.5	99	7.7	4.4	62.9
CORN BELT C599	110	22.4	**	194.2	53.3	3.5	99	22.6		213.4	52.5	1.8	96	23.6	*	194.3	53.0	1.8	94	22.9	*	200.6	52.9	2.4	96	7.5	4.3	63.4
DAIRYLAND STEALTH-1611	111	22.9		167.5	52.9	3.5	100	22.7		214.1	52.4	2.3	98	23.5	*	196.5	52.8	2.9	98	23.0		192.7	52.7	2.9	99	7.8	4.5	62.8
DYNAGRO DG-5467	109	23.9		181.7	52.7	2.6	94	22.7	*	220.6	52.4	2.8	96	22.9	*	202.5	52.9	1.8	97	23.2	*	201.6	52.7	2.4	96	7.6	4.4	63.2
GOLDEN HARVEST H-8906	111	22.5	*	193.5	53.2	4.5	96	22.3	*	219.1	52.5	2.5	95	23.7	*	203.5	53.2	1.5	97	22.8	**	205.4	53.0	2.8	96	7.9	4.5	63.0
RUPP XR1744	108	23.0		185.1	53.0	3.8	97	22.4	**	222.2	52.4	2.8	99	23.0	*	203.8	53.2	2.8	97	22.8	*	203.7	52.9	3.1	97	7.7	4.4	63.3
Average		23.4		184.4	52.7	3.5	97	22.8		216.8	52.2	2.6	97	23.7		200.4	52.9	2.1	97	23.3		200.5	52.6	2.7	97	7.8	4.4	63.2
Highest		25.3		194.2	53.3	4.5	100	24.1		222.2	52.5	3.2	99	26.2		204.3	53.3	2.9	99	25.2		205.4	53.0	3.1	99	8.3	4.6	64.1
Lowest		22.4		167.5	50.7	2.6	94	22.3		210.8	51.0	1.8	95	22.9		194.3	52.0	1.5	94	22.8		192.7	51.2	2.4	96	7.5	4.3	62.8
CV (%)		0.9		5.0	1.0			0.6		5.0	0.7			1.0		9.6	1.1			0.9		6.7	1.0			8.6	6.4	3.5
LSD (.05%)		0.7		7.0	0.5			0.5		7.3	0.4			0.7		11.5	0.5			0.4		5.2	0.3			0.3	0.2	0.6

** Highest Yielding Hybrid * Not Significantly Different from Highest Yielding Hybrid

TABLE 2E. KENT, INGHAM & SAGINAW COUNTY GRAIN TRIALS - EARLY (101 Day and Earlier) ZONE 2

2003		KENT					INGHAM					SAGINAW					TRIAL AVERAGE					QUALITY		
Brand / Hybrid	RM	%H2O	Bu/A	Twt	%SL	%Std	%H2O	Bu/A	Twt	%SL	%Std	%H2O	Bu/A	Twt	%SL	%Std	%H2O	Bu/A	Twt	%SL	%Std	Prot	Oil	Strch
BAYSIDE 1700	100	22.8	199.9	54.8	0.4	97	19.6 *	204.6	56.1	0.5	98	21.3	186.7	54.0	1.8	95	21.2	197.1	55.0	0.9	97	8.8	4.0	59.0
BAYSIDE 1795	95	21.8	204.1	55.1	0.4	92	18.2	195.2	56.3	3.0	95	18.6	192.3	55.4	1.0	96	19.5	197.2	55.6	1.5	94	8.7	3.9	59.5
BAYSIDE 1797	97	23.0	208.0	55.4	1.6	96	18.8 *	200.6	56.0	1.0	100	18.8	171.1	56.3	4.8	99	20.2	193.2	55.9	2.5	98	7.6	3.7	60.7
BAYSIDE 1899	99	25.1	189.0	53.0	0.7	87	20.3 *	203.6	55.8	1.0	99	22.2	181.9	53.8	1.8	94	22.5	191.5	54.2	1.2	93	8.7	3.5	59.1
BAYSIDE 2099	99	21.2	200.2	55.1	2.7	100	18.2 *	205.4	57.3	2.3	98	18.8	177.4	54.9	5.1	97	19.4	194.3	55.8	3.4	98	9.4	4.0	57.4
BAYSIDE NorthGro NG5545RR	95	23.3	189.9	54.5	0.7	83	18.1 *	200.8	56.5	1.0	91	18.6	176.7	55.3	2.5	93	20.0	189.1	55.4	1.4	89	8.7	3.7	59.4
BAYSIDE NorthGro NG5633RR	99	21.5	199.3	53.4	1.0	100	18.3 *	199.4	56.2	1.4	98	17.9	174.2	54.9	1.7	96	19.2	191.0	54.8	1.4	98	8.5	3.6	59.5
BAYSIDE Super 93	93	21.0 *	212.1	54.9	2.5	100	17.6 *	198.9	56.2	2.5	99	18.3	186.4	55.4	2.0	97	19.0 *	199.1	55.5	2.3	99	7.7	3.8	60.3
BIO GENE BG940	91	21.8	202.8	55.4	0.4	92	17.5	193.9	56.0	8.0	99	20.2 *	199.9	54.9	3.1	98	19.8	198.9	55.4	3.8	97	7.9	4.6	57.9
BIO GENE BG991	99	21.8	205.1	55.2	2.0	89	17.7	189.8	56.4	1.7	94	18.9	181.7	55.3	0.6	94	19.5	192.2	55.6	1.4	92	8.4	3.8	59.9
BROWN 5130YGCB	99	25.9	203.2	53.2	0.2	94	20.6 *	199.8	54.4	0.4	98	23.7	184.4	53.3	1.3	95	23.4	195.8	53.6	0.6	95	8.8	3.6	58.8
BROWN 5636	98	25.2	157.0	52.7	0.1	59	20.4	176.4	54.4	1.0	77	23.8	172.7	52.1	0.4	77	23.1	168.7	53.1	0.5	71	8.6	3.4	59.6
BROWN 6079	100	26.2	181.8	51.3	0.8	82	19.1 *	196.1	54.2	2.0	93	18.8	171.4	52.4	3.4	88	21.4	183.1	52.6	2.1	88	8.3	3.7	59.1
BROWN 6220	100	26.5 *	211.5	52.2	0.6	99	21.5	191.3	54.1	0.5	99	23.3	184.5	52.9	2.0	98	23.8	195.8	53.1	1.0	99	7.9	3.5	60.5
CORN BELT C510Bt	100	22.7	194.0	54.5	0.1	93	19.2 *	201.1	56.6	1.0	96	19.7	180.1	55.2	3.6	94	20.5	191.7	55.4	1.6	94	8.3	4.3	59.1
CROW'S 2105B	100	25.5	202.4	53.4	0.3	94	20.3 *	199.3	55.6	1.5	100	23.7	178.1	53.6	2.1	94	23.2	193.3	54.2	1.3	96	8.4	3.6	59.4
DAIRYLAND STEALTH-1497	97	20.9	195.8	55.6	0.4	95	17.6 *	195.8	56.5	2.9	100	19.2	190.1	55.4	2.2	97	19.2	193.9	55.8	1.8	97	8.0	4.6	57.9
DAIRYLAND STEALTH-1598	98	22.6	194.4	53.9	1.7	84	17.9 *	213.3	55.8	0.8	94	18.3	184.8	55.8	2.3	90	19.6	197.5	55.2	1.6	89	8.7	3.7	59.2
DAIRYLAND STEALTH-5497	98	20.7	196.6	55.2	1.4	89	17.8 *	197.4	56.6	5.8	98	20.3 *	197.5	54.9	1.9	95	19.6	197.2	55.6	3.0	94	7.7	4.3	58.6
DEKALB DKC46-28 (RR)	96	20.5	195.2	55.8	1.4	97	18.4 *	203.0	57.6	4.6	100	19.3 *	196.1	56.3	3.0	99	19.4	198.1	56.6	3.0	99	7.7	4.0	59.8
DEKALB DKC47-10 (RR/YGCB)	97	19.3	196.8	57.2	1.1	99	18.9 *	202.4	58.4	3.2	100	18.9	193.4	57.1	2.1	95	19.0	197.5	57.6	2.1	98	7.8	4.0	59.0
DEKALB DKC50-18 (YGCB)	100	21.5 *	217.3	55.3	0.7	99	19.6 *	200.7	56.3	2.6	100	18.9 *	202.1	55.8	1.0	97	20.0 *	206.7	55.8	1.4	98	8.0	4.0	58.9
DEKALB DKC51-43	101	21.0	205.4	55.3	1.6	99	19.0 *	209.6	56.4	2.3	100	18.5	186.8	56.0	1.8	97	19.5 *	200.6	55.9	1.9	99	7.7	4.0	59.5
DYNAGRO 53F09	94	22.3	196.7	54.6	0.4	82	18.3	195.4	56.1	2.2	94	20.1 *	196.4	55.2	1.8	90	20.2	196.2	55.3	1.5	89	8.2	4.6	57.5
DYNAGRO 53F49	93	20.4	193.7	56.0	1.2	94	17.2 *	201.5	57.8	3.4	98	19.1	188.7	56.3	2.8	98	18.9	194.6	56.7	2.5	97	7.8	4.4	58.3
DYNAGRO 55F16	101	23.4	208.4	53.0	0.5	96	20.5 *	206.8	54.7	1.0	100	20.4 *	198.4	53.3	0.7	98	21.4 *	204.5	53.7	0.7	98	8.6	4.1	57.8
DYNAGRO DG-5240Bt	96	23.1	198.2	54.1	0.1	91	18.1	186.5	57.3	2.5	95	19.5	187.1	55.6	0.7	96	20.2	190.6	55.7	1.1	94	8.5	4.0	59.1
DYNAGRO DG-5295Bt	100	24.5	204.2	54.3	1.1	91	20.9 *	197.7	55.0	1.6	96	22.4	185.9	54.7	1.0	92	22.6	195.9	54.7	1.2	93	8.8	3.6	58.6
GARST 8787YG1	100	24.6	187.6	54.7	0.0	94	20.7	192.4	57.7	0.9	100	21.2	176.5	55.5	1.3	98	22.2	185.5	56.0	0.7	97	8.1	3.5	60.0
GARST ND876RR	95	22.1	196.7	55.0	0.8	94	18.1	186.7	56.2	7.2	100	18.9 *	194.9	56.4	0.3	100	19.7	192.8	55.9	2.8	98	8.0	4.2	58.8
GENESIS 2D100RRYGCB	100	25.4	194.4	53.2	0.0	96	20.5 *	210.3	55.4	1.1	99	24.2	186.0	52.8	1.1	95	23.4	196.9	53.8	0.7	97	8.5	3.8	58.9
GENESIS 3C96YG	96	20.5	205.5	56.8	0.1	100	17.8	192.0	58.5	1.9	100	18.5	181.8	57.6	0.7	97	18.9	193.1	57.6	0.9	99	8.9	3.3	58.6
GENESIS 3C100YG	100	25.4 *	219.2	53.6	-0.1	99	20.2	191.0	55.7	1.0	99	23.3	182.6	53.8	1.4	96	23.0	197.6	54.4	0.8	98	8.6	3.5	59.0
GENESIS 4B100	100	21.6	190.4	54.7	1.8	92	18.6	186.0	57.1	5.3	99	18.6	183.8	55.5	6.1	100	19.6	186.7	55.8	4.4	97	9.7	4.2	56.9
GOLDEN HARVEST H-7267Bt	97	21.7	185.5	54.4	1.2	89	18.2	176.5	56.1	2.5	89	18.4	183.7	55.4	2.2	90	19.4	181.9	55.3	2.0	89	9.0	4.0	58.5
GOLDEN HARVEST H-7287	97	21.6 *	211.5	54.4	1.0	93	18.0	184.7	56.8	1.5	97	19.8	176.8	54.1	1.8	91	19.8	191.0	55.1	1.4	94	8.8	3.9	59.1
GOLDEN HARVEST H-7298RR	98	22.6 *	213.3	56.2	1.3	86	18.3	195.1	56.7	4.6	97	19.3	185.0	55.1	1.2	95	20.1	197.8	56.0	2.4	92	8.5	3.6	60.1
HIGH CYCLE HC7525Bt	100	21.7	208.9	55.7	0.0	96	18.7 *	206.1	57.3	2.1	100	17.8	180.1	56.8	2.3	99	19.4	198.4	56.6	1.5	98	8.7	4.4	57.9
HYLAND SEEDS HLB292	98	22.5	207.8	55.1	0.5	90	18.3 *	208.0	56.2	1.6	100	18.5	182.2	55.5	0.7	98	19.8 *	199.3	55.6	0.9	96	9.2	4.1	57.9
HYLAND SEEDS HLB330	100	27.2	193.7	52.7	0.4	98	22.2 *	201.7	55.0	0.1	100	23.3	182.0	54.5	0.3	98	24.2	192.5	54.1	0.3	99	8.5	4.1	58.7
HYLAND SEEDS HL2368	90	20.7	190.9	55.2	2.7	98	17.5	185.2	55.9	4.5	100	18.4	184.6	55.9	3.5	94	18.9	186.9	55.7	3.6	97	8.1	4.6	57.6
HYLAND SEEDS HL2507	100	22.7	195.0	54.8	0.7	98	19.7 *	210.9	54.4	1.4	100	18.3	168.9	55.1	2.1	94	20.2	191.6	54.8	1.4	97	9.2	4.3	57.7
HYLAND SEEDS HL2730	99	26.3	198.7	54.2	2.0	93	21.7 *	199.2	54.7	1.4	99	23.4	188.6	54.6	1.7	98	23.8	195.5	54.5	1.7	97	8.8	3.9	58.0
HYLAND SEEDS HL2744	101	29.1	187.3	51.2	0.3	93	22.4 *	201.1	53.3	1.6	99	21.1	159.4	52.8	12.8	97	24.2	182.6	52.4	4.9	96	8.1	4.1	59.1
LEGACY EX585	98	24.4	208.0	53.7	0.2	95	19.4 *	210.4	56.3	0.9	90	20.8	192.2	54.7	2.9	88	21.5 *	203.5	54.9	1.3	91	7.7	3.8	59.5

LG SEEDS LG2463Bt	96	20.7	207.1	55.1	0.2	92	18.8	**	214.5	56.1	1.0	100	19.4	*	200.8	55.4	2.0	100	19.6	**	207.5	55.5	1.1	97	7.6	4.6	58.3
LG SEEDS LG2489	98	23.1	183.6	53.0	1.9	94	19.7	*	199.6	54.5	1.3	96	20.2		182.9	54.0	2.6	93	21.0		188.7	53.8	1.9	94	8.3	4.1	58.8
LG SEEDS LG2503RR	101	23.5	194.7	54.2	0.5	88	19.4		194.7	56.4	0.9	96	20.0		189.0	55.5	1.4	95	21.0		192.8	55.4	0.9	93	8.7	3.6	59.5
MIDWEST GENETIC G7221B	101	24.9	202.8	54.1	0.4	94	21.4		193.3	56.1	0.3	99	20.6		180.8	55.1	8.4	99	22.3		192.3	55.1	3.0	97	8.6	4.3	58.4
NEW CENTURY NC95	96	21.8	202.5	54.2	0.4	97	17.8		192.3	55.9	1.6	100	18.1		176.0	55.1	2.3	99	19.2		190.3	55.1	1.4	99	7.8	3.9	60.1
NEW CENTURY NC1101	100	23.3	194.6	54.9	0.0	99	18.8	*	210.7	56.6	0.7	100	20.4		177.3	54.8	0.7	97	20.8		194.2	55.4	0.5	99	8.5	3.7	59.4
NK Brand N43-C4	98	23.8	192.8	52.4	2.1	95	19.0	*	207.0	54.2	1.6	99	18.9		190.5	54.0	1.4	96	20.6		196.8	53.5	1.7	96	8.8	4.1	58.0
NK Brand N45-A6	101	21.5	206.2	53.9	0.4	94	18.4	*	204.4	54.1	2.0	100	17.7		179.2	54.7	7.7	96	19.2		196.6	54.2	3.4	97	7.8	4.5	57.8
PIONEER 37D25	97	20.9	**	227.6	55.4	1.5	95	18.1	*	201.5	57.0	5.6	99	18.0		185.1	56.8	1.3	97	19.0	*	204.7	56.4	2.8	97	8.8	4.0	58.0
PIONEER 37F16	98	23.2	201.0	54.4	0.4	86	19.2		179.9	55.0	1.8	99	18.8	**	206.5	55.8	0.7	96	20.4		195.8	55.1	1.0	94	9.0	4.4	56.8
PIONEER 38A25	96	24.0	185.3	55.9	0.4	88	19.3		178.8	58.1	1.9	97	19.7		179.5	57.7	1.8	93	21.0		181.2	57.2	1.4	93	8.6	4.3	57.8
PIONEER 38H67	98	22.2	178.9	54.3	0.7	90	18.4		195.0	55.1	1.4	99	19.7		188.9	54.9	0.7	97	20.1		187.6	54.8	0.9	95	7.9	3.7	59.7
RENK RK488YGCB	97	21.1	203.1	55.2	0.4	93	18.6	*	202.0	55.7	4.6	98	19.7	*	195.3	55.3	0.6	95	19.8	*	200.1	55.4	1.9	95	7.7	4.4	64.4
RENK RK556	97	22.0	*	213.4	54.5	2.3	98	18.1	*	200.8	56.3	1.5	99	18.1		189.5	56.0	1.7	97	19.4	*	201.2	55.6	1.8	98	8.1	3.6	60.1
RENK RK569YGCB	100	22.0		174.9	55.3	0.2	80	18.1		190.3	55.5	1.6	100	18.9	*	199.7	55.5	2.1	96	19.7		188.3	55.4	1.3	92	9.1	4.5	56.5
RENK RK645RRYGCB	100	20.6	206.8	53.8	0.4	95	17.5	*	205.9	56.4	1.3	98	18.5		172.8	53.2	1.7	95	18.9		195.2	54.5	1.1	96	8.3	3.9	59.3
RUPP XR1609	101	25.7	198.5	51.4	0.8	90	21.2		194.9	54.2	1.2	99	23.3		182.0	52.6	0.7	94	23.4		191.8	52.7	0.9	94	7.7	3.7	60.4
TRELAY 4200	95	21.9	198.5	54.2	0.8	84	18.7		191.1	56.5	1.4	96	19.3		182.6	55.1	2.0	94	20.0		190.7	55.3	1.4	91	8.5	3.8	59.7
Average		22.9	198.9	54.4	0.8	93	19.1		197.8	56.0	2.1	98	19.9		185.0	55.0	2.2	95	20.6		193.9	55.1	1.7	95	8.4	4.0	58.9
Highest		29.1	227.6	57.2	2.7	100	22.4		214.5	58.5	8.0	100	24.2		206.5	57.7	12.8	100	24.2		207.5	57.6	4.9	99	9.7	4.6	64.4
Lowest		19.3	157.0	51.2	-0.1	59	17.2		176.4	53.3	0.1	77	17.7		159.4	52.1	0.3	77	18.9		168.7	52.4	0.3	71	7.6	3.3	56.5
CV (%)		5.1	6.6	1.7			4.0		6.8	1.5			4.8		5.0	1.3			5.0		6.4	1.6			5.0	7.3	2.7
LSD (.05%)		1.6	18.3	1.3			1.1		18.7	1.2			1.3		13.0	1.0			0.7		8.4	0.6			1.2	0.4	2.2

2001 - 2003 Averages		KENT					INGHAM					SAGINAW					TRIAL AVERAGE					QUALITY		
Brand / Hybrid	**RM**	**%H2O**	**Bu/A**	**Twt**	**%SL**	**%Std**	**%H2O**	**Bu/A**	**Twt**	**%SL**	**%Std**	**%H2O**	**Bu/A**	**Twt**	**%SL**	**%Std**	**%H2O**	**Bu/A**	**Twt**	**%SL**	**%Std**	**Prot**	**Oil**	**Strch**
BAYSIDE 1700	100	20.2 *	187.3	56.4	1.4	97	18.5	177.3	57.6	3.0	97	19.8 **	163.4	56.9	3.5	94	19.5 **	176.0	57.0	2.6	96	9.5	4.1	62.5
BAYSIDE 1795	95	19.4	171.0	56.8	2.1	90	18.1 *	181.8	57.6	6.2	95	18.2 *	158.6	57.8	1.7	88	18.6 *	170.5	57.4	3.3	91	9.2	4.0	63.2
BAYSIDE 1899	99	21.1	178.3	56.1	1.8	92	19.7 **	187.9	57.4	6.3	98	20.9 *	161.8	56.9	5.2	96	20.6 **	176.0	56.8	4.4	96	9.2	3.8	62.8
BAYSIDE Super 93	93	19.3 **	196.3	56.4	2.9	99	17.4	169.4	57.4	12.0	99	17.9	155.0	57.2	5.0	98	18.2 *	173.6	57.0	6.6	99	8.6	4.0	63.7
BROWN 6079	100	21.8	176.6	53.7	7.6	88	18.4 *	187.7	54.7	20.3	95	19.5 *	160.2	55.3	5.3	90	19.9 *	174.8	54.6	11.1	91	8.5	3.8	63.8
GENESIS 4B100	100	19.8	175.1	56.3	2.7	95	18.5	172.0	57.5	16.3	99	18.7 *	160.1	57.3	7.9	99	19.0	169.1	57.0	9.0	98	10.1	4.4	61.1
NEW CENTURY NC95	96	19.6	181.9	56.4	1.7	97	17.3	168.5	57.3	9.6	97	18.3	153.8	56.7	5.1	96	18.4	168.1	56.8	5.5	97	8.8	4.3	63.3
NK Brand N43-C4	98	20.6 *	185.7	53.7	2.0	94	17.9	178.1	55.5	5.0	98	18.6 **	163.4	55.4	3.4	95	19.0 *	175.7	54.9	3.5	95	9.6	4.3	61.1
Average		20.2	181.5	55.7	2.8	94	18.2	177.8	56.9	9.8	97	19.0	159.5	56.7	4.7	95	19.1	173.0	56.4	5.8	95	9.2	4.1	62.7
Highest		21.8	196.3	56.8	7.6	99	19.7	187.9	57.6	20.3	99	20.9	163.4	57.8	7.9	99	20.6	176.0	57.4	11.1	99	10.1	4.4	63.8
Lowest		19.3	171.0	53.7	1.4	88	17.3	168.5	54.7	3.0	95	17.9	153.8	55.3	1.7	88	18.2	168.1	54.6	2.6	91	8.5	3.8	61.1
CV (%)		0.8	9.0	1.3			0.8	7.2	1.5			0.9	6.3	1.1			0.9	9.3	1.3			7.2	7.3	4.7
LSD (.05%)		0.6	11.2	0.6			0.5	9.2	0.7			0.6	7.6	0.5			0.3	6.6	0.4			0.3	0.2	0.8

** Highest Yielding Hybrid
* Not Significantly Different from Highest Yielding Hybrid

TABLE 2E. - Two year data continued on page 16.

TABLE 2L. KENT, INGHAM & SAGINAW COUNTY GRAIN TRIALS - LATE (102 Day and Later) ZONE 2

2003		KENT						INGHAM						SAGINAW						TRIAL AVERAGE						QUALITY		
Brand / Hybrid	RM	%H2O		Bu/A	Twt	%SL	%Std	%H2O		Bu/A	Twt	%SL	%Std	%H2O		Bu/A	Twt	%SL	%Std	%H2O		Bu/A	Twt	%SL	%Std	Prot	Oil	Strch
AGRIGOLD A6333Bt	106	28.0	*	228.9	50.5	0.4	96	22.4		190.3	52.2	1.3	100	26.4	*	198.8	49.9	0.4	97	25.6		206.0	50.9	0.7	98	8.3	3.9	58.5
AGRIGOLD A6391	106	27.1		203.6	51.7	0.0	93	21.0		212.8	54.2	0.7	98	22.3		180.5	51.6	3.9	94	23.5		199.0	52.5	1.5	95	7.8	3.8	59.6
AGRIGOLD A6395	106	27.5	**	230.5	49.8	0.7	98	23.3	*	219.9	51.6	4.3	99	25.8	*	198.7	49.8	3.2	97	25.5	*	216.4	50.4	2.7	98	7.7	4.2	58.4
BAYSIDE 2104	104	27.8		192.9	52.1	0.4	87	21.9		191.6	54.3	0.8	97	25.4		184.6	52.1	1.5	92	25.0		189.7	52.8	0.9	92	7.8	3.6	61.1
BAYSIDE Super 105	105	25.2	*	219.8	52.4	0.0	91	20.2	*	223.2	53.8	0.9	95	23.9		177.1	49.7	1.2	89	23.1		206.7	52.0	0.7	91	8.0	3.9	59.2
BROWN 5345YGCB	102	24.9		215.6	53.2	0.4	98	20.7	*	217.1	54.9	0.7	100	23.6		186.8	53.5	2.2	94	23.1		206.5	53.9	1.1	97	8.7	3.9	59.5
BROWN 6850YGCB	103	26.8	*	223.4	51.9	1.1	99	23.7	*	218.5	52.3	0.2	97	25.2		178.8	49.9	2.1	95	25.2		206.9	51.4	1.1	97	7.9	3.8	60.1
CORN BELT C57B8Bt	107	29.5	*	223.9	50.1	0.0	96	23.6		213.5	52.1	4.1	98	27.7		180.0	48.3	4.2	96	26.9		205.8	50.2	2.8	97	8.9	3.7	58.2
DAIRYLAND STEALTH-1606	106	25.1		212.1	53.8	1.8	97	21.5		207.6	53.4	1.3	100	22.0		186.0	52.5	2.1	98	22.9		201.9	53.2	1.7	98	7.9	4.0	59.2
DAIRYLAND STEALTH-5104	104	26.1		206.8	53.4	0.4	93	21.6		201.3	54.7	1.6	98	23.7	*	203.8	54.1	0.7	99	23.8		204.0	54.1	0.9	96	8.0	3.7	60.1
DEKALB DKC52-45 (YGCB)	102	20.7		214.2	54.5	0.4	95	18.3		206.9	55.5	2.2	99	20.3		193.5	53.7	1.4	97	19.8		204.9	54.6	1.3	97	7.9	3.8	59.5
DEKALB DKC53-33 (RR)	103	23.1		204.3	53.3	1.1	93	19.3	*	220.3	56.3	1.8	100	21.6		192.8	54.5	1.1	96	21.3		205.8	54.7	1.3	96	7.7	4.1	59.5
DEKALB DKC53-34 (RR/YGCB)	103	23.5		211.4	53.6	1.1	98	19.9		211.7	55.3	3.1	99	21.6		188.9	53.5	1.4	96	21.7		204.0	54.1	1.9	98	8.3	4.5	58.0
DEKALB DKC57-01	107	25.7		210.8	51.7	1.8	96	20.7		203.5	53.7	1.1	97	23.8	*	205.7	51.6	3.2	96	23.4		206.7	52.3	2.0	96	8.9	4.4	57.3
DEKALB DKC58-24 (RR/YGCB)	108	29.4		214.4	51.8	0.0	85	24.6		189.2	52.9	0.6	100	25.1		184.9	51.6	2.1	97	26.4		196.2	52.1	0.9	94	9.1	4.4	58.2
DEKALB DKC58-78 (YGCB)	108	27.7		215.3	50.7	0.0	92	23.2		208.1	53.2	0.6	98	26.5	*	199.6	50.6	0.4	98	25.8		207.7	51.5	0.3	96	8.2	4.0	58.4
DYNAGRO 55K29	103	26.9		196.5	52.8	0.9	85	21.2		197.8	54.7	1.2	98	25.8		190.1	50.9	2.5	97	24.6		194.8	52.8	1.5	94	7.9	4.0	60.1
DYNAGRO 55N37	103	26.1		215.8	52.9	0.0	96	20.4		195.4	55.5	0.7	99	25.6		192.0	51.9	0.0	99	24.0		201.1	53.4	0.2	98	7.6	3.6	60.9
GARST 8566YG1	107	29.2		208.8	51.0	0.0	93	23.0	*	216.9	52.2	2.3	100	27.2		195.0	50.2	6.1	100	26.5		206.9	51.1	2.8	97	7.7	4.2	60.0
GARST 8590IT	104	24.9		208.4	53.6	0.8	95	21.9	*	227.9	53.7	2.2	99	24.9		180.9	51.4	2.6	95	23.9		205.7	52.9	1.9	96	8.0	4.0	59.4
GARST 8590RR	103	24.9		214.1	52.9	0.4	93	22.1		193.1	53.8	7.2	98	23.8	*	195.8	51.7	1.1	97	23.6		201.0	52.8	2.9	96	8.2	4.2	59.0
GENESIS 2C02RR	102	27.1		217.2	53.4	1.5	97	21.8		206.1	53.9	0.4	97	25.5		187.4	53.0	1.1	94	24.8		203.6	53.4	1.0	96	7.8	3.7	60.6
GENESIS 2D03RR	103	26.4		197.2	53.3	0.8	88	21.7		211.7	52.9	1.6	76	24.0		189.8	52.3	1.9	89	24.0		199.6	52.8	1.4	84	8.4	3.7	59.7
GENESIS 3C02YG	102	25.6	*	218.9	52.9	0.4	98	20.2		186.2	55.5	2.8	100	22.2		194.8	53.2	2.8	97	22.7		200.0	53.9	2.0	98	9.2	4.2	57.9
GOLDEN HARVEST H-8618Bt	106	29.0		206.7	49.9	0.4	93	23.5		196.7	52.6	3.7	98	27.9		181.5	48.5	4.0	94	26.8		195.0	50.3	2.7	95	9.2	3.8	57.8
GOLDEN HARVEST H-8906	111	27.2	*	225.4	51.6	2.2	97	23.6	**	235.3	52.2	0.8	99	25.7		177.6	50.3	4.6	96	25.5	*	212.8	51.4	2.5	97	8.6	4.1	58.3
GREAT LAKES 5300Bt	103	25.1		201.2	53.3	0.0	96	20.9		212.8	55.1	0.3	99	23.5		192.9	52.8	1.4	96	23.2		202.3	53.7	0.6	97	8.8	4.0	59.4
GREAT LAKES 5377	103	25.9		214.6	53.4	0.0	99	21.0		209.6	54.0	0.3	99	25.7	*	198.6	52.1	1.4	99	24.2		207.6	53.2	0.6	99	7.5	3.6	61.0
GREAT LAKES 5961	109	28.1		215.2	50.0	0.0	89	23.0	*	221.5	52.1	4.0	100	27.0	*	196.0	49.2	1.7	98	26.0	*	210.9	50.4	1.9	96	8.0	4.0	58.1
GRIES 4402	102	27.1		194.6	52.3	0.4	90	20.4		193.1	54.2	1.3	99	26.3		184.3	51.2	1.4	94	24.6		190.7	52.6	1.0	94	7.7	3.9	60.8
HIGH CYCLE HC7560Bt	102	23.4		210.8	53.2	0.7	89	20.0		215.9	54.5	0.6	98	21.2	*	204.5	53.5	0.4	95	21.5	*	210.4	53.7	0.6	94	7.9	4.6	58.3
HIGH CYCLE HC7601Bt	103	26.0	*	227.3	53.8	0.4	99	21.3		211.0	55.4	0.1	100	22.9	*	197.6	54.0	0.4	99	23.4	*	212.0	54.4	0.3	99	8.1	3.7	59.9
HIGH CYCLE HC7644Bt	105	25.7		193.4	53.0	0.0	82	22.0		188.8	55.1	0.5	99	25.2		167.3	52.5	2.5	94	24.3		183.2	53.5	1.0	92	9.1	4.3	58.6
HIGH CYCLE HC7694Rb	102	25.8		207.1	52.2	0.8	92	21.5		197.5	54.2	0.5	91	23.4		194.6	52.2	0.7	93	23.6		199.7	52.9	0.7	92	8.6	4.3	57.9
JUNG 6580Bt	104	23.8		209.8	55.3	2.1	100	21.1		192.5	57.2	1.2	100	22.0		180.4	54.1	2.1	97	22.3		194.2	55.5	1.8	99	8.3	3.6	59.6
JUNG 6545Bt	106	26.2	*	219.1	53.1	0.0	98	20.8		210.0	55.6	0.0	100	22.5	*	198.8	54.2	1.1	97	23.2		209.3	54.3	0.4	98	8.2	3.6	60.3
LEGACY EX460	106	28.3		216.5	50.4	0.0	91	24.4		204.7	51.7	3.5	100	28.3		177.7	48.0	2.1	97	27.0		199.6	50.0	1.9	96	8.9	3.6	58.1
LEGACY EX590	102	23.4		202.5	55.4	0.7	96	19.1		197.1	56.3	0.3	98	21.9		192.4	54.5	2.8	97	21.5		197.3	55.4	1.3	97	8.6	3.8	59.6
LEGACY EX592	102	25.8		206.6	53.3	0.7	99	23.0		211.9	53.5	1.5	98	25.5	*	198.3	51.1	1.8	97	24.8		205.6	52.6	1.3	98	7.8	3.8	59.2
LG SEEDS LG2518	102	26.5		207.8	53.0	0.4	99	20.8		215.5	53.9	1.1	100	26.1	*	197.6	51.4	2.8	97	24.5		207.0	52.8	1.4	98	7.6	3.8	60.9
MYCOGEN 2M527	102	23.7		202.6	52.3	1.6	87	18.6		197.5	54.5	0.8	98	21.3		194.0	52.7	2.5	94	21.2		198.0	53.2	1.6	93	8.8	3.7	59.1
MYCOGEN 4521Bt	102	22.4	*	218.5	55.7	0.0	97	20.3		199.4	56.5	0.9	100	18.6		184.4	56.6	2.1	96	20.4		200.8	56.3	1.0	98	8.9	4.1	58.6
NK Brand N50-P5	104	26.3		210.9	51.5	0.0	99	19.5		211.1	53.6	4.1	100	20.9		192.0	53.1	4.8	100	22.2		204.7	52.7	3.0	100	8.2	4.5	58.7
NK Brand N51-Z7	104	24.4	*	222.4	53.4	0.4	100	22.2		213.3	52.5	2.1	100	21.5	*	202.2	53.6	0.0	98	22.7	*	212.6	53.2	0.8	99	7.5	4.1	60.4
NK Brand N58-D1	107	27.9		215.4	52.2	0.4	98	21.6		215.2	53.6	0.8	100	26.3		193.0	52.5	1.4	99	25.3		207.9	52.8	0.9	99	8.4	4.0	58.2

NK Brand N59-Q9	106	28.1	207.4	52.3	0.7	97	22.4	207.9	53.5	1.2	96	25.5 *	206.2	52.6	1.7	97	25.3	207.2	52.8	1.2	97	8.1	3.2	60.6
PIONEER 35Y55	106	28.9 *	220.7	50.8	0.7	93	20.7	206.5	52.2	2.9	100	23.3 **	209.1	51.6	2.8	97	24.3 *	212.1	51.5	2.1	97	8.7	4.2	57.6
PIONEER 36B08	103	25.9	210.7	54.5	0.7	95	20.8	206.3	55.4	2.6	100	23.6	188.9	54.0	2.1	97	23.4	202.0	54.6	1.8	97	8.6	3.7	59.2
PIONEER 36M28	103	23.5	196.6	55.3	1.1	90	20.3	196.3	55.4	3.0	98	21.6	183.5	55.8	1.1	93	21.8	192.1	55.5	1.7	94	9.2	4.6	57.7
RENK RK633YGCB	103	24.2	216.3	54.4	0.4	99	20.7	205.5	56.5	0.0	100	21.9	184.7	54.3	8.9	99	22.3	202.2	55.1	3.1	99	8.6	4.5	58.5
RENK RK636YGCB	102	23.8	208.0	53.3	0.0	97	19.5	188.1	53.9	3.3	99	21.1 *	195.6	53.3	1.4	100	21.5	197.2	53.5	1.6	99	8.5	4.1	58.4
RENK RK700YGCB	105	25.9	210.6	52.5	0.0	94	20.0	190.7	54.1	2.7	99	24.8	191.6	52.0	1.7	99	23.6	197.6	52.9	1.5	97	8.7	4.0	59.2
RENK RK705RRYGCB	105	25.0	212.8	52.6	0.7	95	20.8 *	218.3	54.6	2.0	99	24.0	190.4	51.8	3.2	97	23.3	207.2	53.0	2.0	97	8.2	4.0	59.7
RENK RK772YGCB	106	23.5 *	223.7	53.1	0.0	95	20.4 *	223.7	54.6	0.0	100	20.7 *	205.6	53.4	2.1	100	21.5 **	217.7	53.7	0.7	98	8.1	4.4	58.2
RENK RK789YGCB	110	29.5	211.3	51.8	0.0	92	23.3	201.9	53.5	1.5	96	26.6	180.7	50.9	3.8	90	26.5	198.0	52.1	1.8	92	8.6	3.9	58.7
RUPP XR1682	105	27.4	210.5	50.7	1.1	96	21.5	196.5	53.8	2.6	99	25.7	182.9	49.3	3.6	95	24.9	196.6	51.3	2.4	97	8.5	3.8	58.7
RUPP XR8619	102	25.2	208.2	53.9	0.0	98	21.4	207.0	55.2	0.4	98	23.7	190.6	54.5	0.4	97	23.4	201.9	54.5	0.3	98	8.5	3.6	59.3
RUPP XR8682	106	29.7	216.4	49.9	0.0	96	23.4 *	219.0	51.9	1.7	99	27.7	185.8	48.1	8.0	97	26.9	207.1	50.0	3.2	97	9.1	4.0	57.8
TRELAY 6400	103	25.1	196.9	53.5	1.1	96	20.2	200.0	54.7	1.4	100	23.5	190.9	52.9	4.1	98	22.9	195.9	53.7	2.2	98	7.7	4.0	60.3
TRELAY 7012	105	26.1 *	219.5	52.0	1.4	97	20.9 *	227.8	53.5	0.8	99	23.9	193.0	51.8	3.1	98	23.6 *	213.4	52.4	1.8	98	8.1	4.4	59.3
VIGORO V43Y31	103	22.3	209.6	55.5	0.7	97	20.5	202.7	55.9	0.3	100	21.1	180.1	54.6	3.2	98	21.3	197.5	55.3	1.4	98	8.5	4.4	58.8
VIGORO V4530	105	27.4	196.9	51.9	0.0	93	21.1	215.9	53.7	0.7	99	25.6	191.2	52.0	1.8	95	24.7	201.3	52.5	0.8	96	7.3	3.7	61.0
VIGORO V45D37	105	26.3	201.2	53.1	0.8	89	21.3	203.4	54.5	0.7	98	24.9	182.5	53.1	1.4	97	24.2	195.7	53.6	1.0	95	7.5	3.5	61.2
Average		26.0	211.3	52.6	0.5	94	21.4	207.0	54.1	1.6	98	24.1	190.6	52.2	2.3	96	23.8	202.9	53.0	1.5	96	8.3	4.0	59.2
Highest		29.7	230.5	55.7	2.2	100	24.6	235.3	57.2	7.2	100	28.3	209.1	56.6	8.9	100	27.0	217.7	56.3	3.2	100	9.2	4.6	61.2
Lowest		20.7	192.9	49.8	0.0	82	18.3	186.2	51.6	0.0	76	18.6	167.3	48.0	0.0	89	19.8	183.2	50.0	0.2	84	7.3	3.2	57.3
CV (%)		5.2	4.9	1.5			5.3	6.5	1.8			5.7	5.2	1.7			6.1	5.7	1.8			6.1	6.5	1.4
LSD (.05%)		1.6	12.1	0.9			1.6	18.7	1.4			1.9	14.0	1.2			1.0	7.8	0.7			0.7	0.4	1.1

2001 - 2003 Averages		KENT					INGHAM					SAGINAW					TRIAL AVERAGE					QUALITY		
Brand / Hybrid	**RM**	**%H2O**	**Bu/A**	**Twt**	**%SL**	**%Std**	**%H2O**	**Bu/A**	**Twt**	**%SL**	**%Std**	**%H2O**	**Bu/A**	**Twt**	**%SL**	**%Std**	**%H2O**	**Bu/A**	**Twt**	**%SL**	**%Std**	**Prot**	**Oil**	**Strch**
BAYSIDE Super 105	105	23.1	198.5	53.6	5.9	94	20.9 *	188.3	54.8	9.5	97	21.7	174.3	53.9	3.7	94	21.9 *	187.0	54.1	6.4	95	8.8	4.1	63.0
BROWN 6850YGCB	103	25.4 *	213.2	53.2	1.4	99	25.5	171.7	54.4	25.0	98	23.1	154.2	54.0	6.0	97	24.7	179.7	53.9	10.8	98	9.9	4.4	64.4
CORN BELT C57B8Bt	107	24.1 *	212.3	53.8	2.0	96	22.9 *	186.2	54.0	7.1	98	23.6 *	178.5	52.7	2.4	98	23.5 **	192.3	53.5	3.8	97	9.8	4.0	61.8
DAIRYLAND STEALTH-1606	106	23.3	198.1	53.9	2.6	97	21.1	169.7	54.9	16.7	100	21.0 *	176.7	54.8	3.6	99	21.8	181.5	54.5	7.6	99	8.7	4.0	62.9
GARST 8590IT	104	22.3 *	206.4	55.0	2.1	95	20.7 *	184.8	55.3	7.7	97	21.7	162.7	54.9	3.2	96	21.6	184.6	55.1	4.3	96	8.8	4.5	62.7
NK Brand N58-D1	107	24.3 *	202.3	54.0	0.9	97	21.0 **	192.4	55.0	8.6	99	23.7 *	177.1	54.2	3.5	98	23.0 *	190.6	54.4	4.3	98	9.2	4.3	62.2
NK Brand N59-Q9	106	23.3 *	207.2	54.5	2.7	99	20.9 *	184.4	55.1	3.9	99	22.1 **	182.8	54.9	2.5	99	22.1 *	191.5	54.8	3.0	99	8.5	3.6	64.3
PIONEER 36B08	103	23.0	198.0	55.7	1.1	98	20.5 *	192.3	56.7	4.7	99	21.4	171.5	56.1	6.8	98	21.6 *	187.3	56.2	4.2	98	9.3	4.0	62.6
RUPP XR1682	105	25.1 **	213.3	52.3	4.7	97	23.4	176.1	54.1	10.9	99	22.7	153.9	53.3	4.6	97	23.7	181.1	53.2	6.7	98	10.0	4.3	63.0
RUPP XR8682	106	23.9 *	206.6	53.2	3.5	97	22.5 *	191.3	54.0	15.2	100	24.7	171.2	52.1	3.8	99	23.7 *	189.7	53.1	7.5	99	9.9	4.1	61.6
Average		23.8	205.6	53.9	2.7	97	21.9	183.7	54.8	10.9	99	22.6	170.3	54.1	4.0	98	22.8	186.5	54.3	5.9	98	9.3	4.1	62.8
Highest		25.4	213.3	55.7	5.9	99	25.5	192.4	56.7	25.0	100	24.7	182.8	56.1	6.8	99	24.7	192.3	56.2	10.8	99	10.0	4.5	64.4
Lowest		22.3	198.0	52.3	0.9	94	20.5	169.7	54.0	3.9	97	21.0	153.9	52.1	2.4	94	21.6	179.7	53.1	3.0	95	8.5	3.6	61.6
CV (%)		1.3	8.4	1.7			1.3	7.5	1.2			1.2	6.7	1.4			1.4	9.6	1.5			8.6	12.0	3.6
LSD (.05%)		1.0	11.4	0.9			0.9	10.0	0.6			0.8	8.4	0.7			0.6	7.2	0.4			0.4	0.3	0.6

** Highest Yielding Hybrid

* Not Significantly Different from Highest Yielding Hybrid

TABLE 2L. - Two year data continued on page 17.

TABLE 2E. - Continued from page 13

KENT, INGHAM & SAGINAW COUNTY GRAIN TRIALS - EARLY (101 Day and Earlier)

ZONE 2

2002 & 2003 Averages		KENT					INGHAM					SAGINAW					TRIAL AVERAGE					QUALITY		
Brand / Hybrid	RM	%H2O	Bu/A	Twt	%SL	%Std	%H2O	Bu/A	Twt	%SL	%Std	%H2O	Bu/A	Twt	%SL	%Std	%H2O	Bu/A	Twt	%SL	%Std	Prot	Oil	Strch
BAYSIDE 1700	100	20.3 *	171.9	55.9	0.4	98	17.9	184.2	56.8	1.1	99	20.5 *	193.9	55.3	1.7	97	19.6 *	183.3	56.0	1.1	98	8.7	3.8	59.2
BAYSIDE 1795	95	19.4	156.3	56.4	0.7	93	17.2	188.3	57.0	1.9	96	18.6	179.1	56.1	1.1	92	18.4	174.6	56.5	1.2	94	8.5	3.8	59.8
BAYSIDE 1899	99	21.7	160.2	55.1	0.7	91	18.6 *	192.7	57.3	1.2	98	21.1	187.2	55.5	1.9	96	20.5	180.0	56.0	1.3	95	8.6	3.5	59.3
BAYSIDE 2099	99	19.5	157.2	56.1	1.3	91	17.3	187.8	57.4	2.1	92	19.0	176.9	55.8	4.1	91	18.6	174.0	56.4	2.5	91	9.5	4.1	57.5
BAYSIDE NorthGro NG5633RR	99	19.3	166.8	55.2	1.0	100	17.1	183.8	56.3	1.2	99	18.2	178.5	55.7	1.0	96	18.2	176.4	55.7	1.1	98	8.3	3.5	59.9
BAYSIDE Super 93	93	19.3 *	179.5	55.4	1.4	99	16.8	188.0	56.6	2.2	100	18.1	183.8	56.1	1.9	98	18.1 *	183.8	56.0	1.8	99	7.8	3.7	60.5
BROWN 6079	100	22.5	151.5	53.1	1.0	82	17.8 *	191.3	55.0	1.7	93	19.6	178.8	53.3	2.8	90	20.0	173.9	53.8	1.8	88	8.1	3.6	59.7
BROWN 6220	100	22.3	169.5	55.0	0.3	99	19.3	183.4	56.1	1.1	100	22.1 *	192.8	54.2	2.3	99	21.2 *	181.9	55.1	1.2	99	7.6	3.5	61.1
DAIRYLAND STEALTH-1497	97	18.8 *	175.8	55.9	1.7	97	16.8	186.4	56.7	2.7	99	18.5 *	191.1	55.9	2.5	98	18.0 *	184.4	56.2	2.3	98	7.8	4.7	58.0
DAIRYLAND STEALTH-1598	98	20.3	156.6	55.5	1.2	86	17.0 *	195.1	56.8	1.6	94	18.4 *	190.3	56.3	1.3	89	18.6	180.7	56.2	1.4	89	8.5	3.6	59.8
DYNAGRO DG-5295Bt	100	21.5 *	179.4	55.7	0.9	93	18.8 *	195.5	56.9	0.8	96	21.4 *	190.5	56.0	0.5	91	20.6 *	188.5	56.2	0.7	93	8.5	3.5	59.4
GENESIS 3C96YG	96	18.7	158.0	57.9	0.1	95	17.0	177.1	58.7	1.8	94	18.5	187.2	58.4	0.5	95	18.1	174.1	58.3	0.8	94	8.8	3.3	59.2
GENESIS 3C100YG	100	22.0 **	186.0	55.5	0.0	99	18.5	187.5	57.1	0.7	100	22.0 **	197.9	55.6	1.1	98	20.8 **	190.5	56.1	0.6	99	8.5	3.5	59.3
GENESIS 4B100	100	19.7	151.0	56.1	2.0	96	17.5	181.0	57.4	6.2	100	18.7	184.3	56.1	4.9	100	18.6	172.1	56.5	4.4	98	9.7	4.3	57.1
GOLDEN HARVEST H-7287	97	19.7	169.5	55.6	0.7	91	17.0	178.5	57.2	2.7	93	19.1	177.2	55.6	2.3	89	18.6	175.1	56.1	1.9	91	8.5	3.7	59.5
GOLDEN HARVEST H-7298RR	98	20.1	157.8	56.6	1.0	86	17.2	182.7	57.3	3.6	94	19.1	182.6	56.4	1.2	93	18.8	174.4	56.8	1.9	91	8.3	3.5	60.3
HIGH CYCLE HC7525Bt	100	20.1 *	175.8	56.0	0.3	94	17.5 **	201.1	57.6	1.4	100	18.6 *	189.6	56.8	2.2	99	18.7 *	188.8	56.8	1.3	97	8.4	4.2	59.1
HYLAND SEEDS HL2507	100	20.5	160.6	55.4	0.9	92	17.7 *	191.7	56.0	2.0	98	18.5	173.4	55.9	2.8	91	18.9	175.2	55.8	1.9	93	9.2	4.1	58.1
NEW CENTURY NC95	96	19.8	164.3	54.9	0.6	97	16.9	182.4	56.5	2.5	100	18.4	172.2	55.5	2.5	99	18.4	173.0	55.6	1.9	99	7.9	4.0	60.3
NK Brand N43-C4	98	20.9	162.7	52.9	1.2	95	17.4 *	192.7	54.8	1.0	99	18.8	180.1	54.4	0.9	95	19.0	178.5	54.0	1.0	96	8.7	4.1	58.1
PIONEER 38A25	96	21.1	158.2	56.4	0.4	91	17.9	180.3	58.4	3.4	98	19.8	183.9	57.9	2.8	96	19.6	174.1	57.6	2.2	95	8.5	4.4	58.1
RENK RK556	97	19.6 *	172.6	55.7	1.3	97	17.2 *	193.0	57.0	1.3	97	18.1	186.8	56.6	1.2	93	18.3 *	184.1	56.4	1.3	96	8.2	3.6	60.0
RENK RK569YGCB	100	21.3 *	170.5	54.6	1.1	86	17.4 *	195.7	55.3	2.0	100	20.8 *	194.4	54.0	1.5	97	19.8 *	186.9	54.6	1.5	95	8.8	4.6	57.3
Average		20.4	165.7	55.5	0.9	93	17.6	187.8	56.8	2.0	97	19.4	184.9	55.8	2.0	95	19.1	179.5	56.0	1.6	95	8.5	3.9	59.2
Highest		22.5	186.0	57.9	2.0	100	19.3	201.1	58.7	6.2	100	22.1	197.9	58.4	4.9	100	21.2	190.5	58.3	4.4	99	9.7	4.7	61.1
Lowest		18.7	151.0	52.9	0.0	82	16.8	177.1	54.8	0.7	92	18.1	172.2	53.3	0.5	89	18.0	172.1	53.8	0.6	88	7.6	3.3	57.1
CV (%)		0.9	10.4	1.3			0.6	6.6	0.9			0.9	6.2	1.0			0.8	10.1	1.2			6.6	7.3	5.5
LSD (.05%)		0.8	15.5	0.8			0.5	10.4	0.6			0.7	9.5	0.6			0.4	9.0	0.4			0.3	0.2	1.0

** Highest Yielding Hybrid

* Not Significantly Different from Highest Yielding Hybrid

TABLE 2L. - Continued from page 15. KENT, INGHAM & SAGINAW COUNTY GRAIN TRIALS - LATE (101 Day and Later) ZONE 2

2002 & 2003 Averages		KENT					INGHAM					SAGINAW					TRIAL AVERAGE					QUALITY		
Brand / Hybrid	RM	%H2O	Bu/A	Twt	%SL	%Std	%H2O	Bu/A	Twt	%SL	%Std	%H2O	Bu/A	Twt	%SL	%Std	%H2O	Bu/A	Twt	%SL	%Std	Prot	Oil	Strch
AGRIGOLD A6333Bt	106	24.6 *	200.4	53.1	0.6	92	20.4	191.0	53.8	1.0	100	24.7	197.5	52.2	0.7	98	23.2	196.3	53.0	0.8	97	8.2	4.0	59.1
BAYSIDE Super 105	105	22.7 *	194.4	53.7	2.1	92	18.6	200.4	54.4	1.5	96	22.6	187.8	52.1	2.0	92	21.3	194.2	53.4	1.9	93	8.1	3.9	59.4
CORN BELT C57B8Bt	107	24.8 *	203.0	53.3	1.9	97	21.0	200.6	53.8	2.6	99	25.3	200.5	51.2	2.3	97	23.7 *	201.4	52.8	2.3	97	8.8	3.7	59.1
DAIRYLAND STEALTH-1606	106	23.6	184.5	53.6	1.6	95	19.4	186.6	54.9	1.7	100	22.1	196.8	53.3	2.1	99	21.7	189.3	53.9	1.8	98	8.0	3.8	59.4
DEKALB DKC53-33 (RR)	103	21.3	184.6	54.9	1.9	95	17.9 *	206.5	56.6	2.1	100	20.6	196.2	55.0	1.6	97	19.9	195.8	55.5	1.9	97	7.8	4.3	59.4
DEKALB DKC53-34 (RR/YGCB)	103	22.0 *	196.1	54.1	1.5	96	18.6 *	209.7	55.8	2.1	95	20.7	193.7	54.3	0.7	96	20.4 *	199.8	54.7	1.4	96	8.3	4.4	58.5
GARST 8590IT	104	22.4 *	194.3	54.5	1.6	93	19.5 *	203.1	55.1	1.9	96	23.0	184.2	53.6	2.2	94	21.6	193.9	54.4	1.9	94	7.8	4.2	59.8
GARST 8590RR	103	22.3 *	199.2	54.2	1.0	92	19.5	185.4	55.0	3.8	96	23.3	198.0	53.6	0.7	94	21.7	194.2	54.3	1.8	94	8.0	4.1	59.8
GENESIS 2C02RR	102	23.7 **	203.4	54.3	2.9	95	19.5	185.5	55.9	0.7	98	23.4	186.9	53.8	2.6	95	22.2	191.9	54.7	2.1	96	7.6	3.7	61.0
GENESIS 3C02YG	102	23.6 *	195.8	54.0	0.3	95	18.5	185.8	56.4	3.1	100	21.5	193.0	54.2	1.6	98	21.2	191.5	54.9	1.7	98	9.3	4.2	57.9
GOLDEN HARVEST H-8618Bt	106	24.4 *	192.8	53.3	1.1	93	20.7	191.8	54.3	2.0	96	24.8	194.4	51.7	3.4	95	23.3	193.0	53.1	2.2	95	9.2	3.7	58.4
GOLDEN HARVEST H-8906	111	23.5	185.9	53.1	1.6	95	21.0 *	213.1	54.1	1.5	98	24.6	197.9	52.0	4.4	96	23.0 *	199.0	53.1	2.5	96	8.4	4.2	58.9
GREAT LAKES 5377	103	22.5 *	193.3	55.3	0.3	99	18.9	192.2	55.9	0.5	100	23.8	199.5	53.6	2.0	97	21.7	195.0	54.9	0.9	99	7.3	3.5	61.5
GREAT LAKES 5961	109	24.0 *	195.9	52.6	0.7	91	20.1 *	208.1	53.8	3.1	99	25.1	199.8	51.2	2.4	99	23.1 *	201.3	52.5	2.1	96	8.1	3.9	58.8
JUNG 6580Bt	104	21.5 *	193.7	55.7	2.6	98	19.0	194.4	57.8	0.9	100	21.9	181.3	55.2	1.2	97	20.8	189.8	56.2	1.6	98	8.3	3.5	59.9
MYCOGEN 4521Bt	102	21.5 *	190.1	56.0	0.3	95	18.1	193.3	57.0	0.6	99	19.6	195.6	56.7	2.1	95	19.7	193.0	56.6	1.0	96	8.7	4.1	59.1
NK Brand N51-Z7	104	22.1 *	200.3	54.0	0.3	99	19.5 *	211.7	54.1	1.1	100	20.9 **	211.3	54.2	0.3	99	20.8 **	207.8	54.1	0.6	99	7.1	4.0	61.0
NK Brand N58-D1	107	23.8	186.2	54.7	1.1	95	19.7 *	208.5	55.4	0.4	99	25.4	192.2	53.1	0.9	98	23.0	195.6	54.4	0.8	97	8.3	4.1	59.0
NK Brand N59-Q9	106	23.9 *	191.8	53.9	1.0	98	19.8	190.3	55.0	1.3	98	23.6 *	208.9	53.7	1.9	99	22.4	197.0	54.2	1.4	98	7.9	3.3	60.6
PIONEER 35Y55	106	25.0 *	197.3	52.2	2.1	94	19.2 **	213.4	53.4	2.1	100	22.7	196.5	52.3	1.4	96	22.3 *	202.4	52.6	1.9	96	8.5	4.2	58.5
PIONEER 36B08	103	23.2	186.2	55.5	0.8	96	19.5 *	205.7	56.4	2.0	99	22.6	191.9	55.2	1.6	97	21.8	194.6	55.7	1.5	97	8.6	3.7	59.1
RENK RK705RRYGCB	105	22.6 *	203.1	53.6	0.4	92	18.8	200.6	55.4	1.5	99	23.4	187.1	53.7	3.2	97	21.6	196.9	54.2	1.7	96	8.3	4.1	59.6
RENK RK772YGCB	106	21.6 *	196.9	53.9	1.2	97	18.6 *	208.4	54.7	0.4	99	21.6 *	203.0	53.5	1.0	99	20.6 *	202.8	54.0	0.9	99	8.3	4.6	58.1
RUPP XR8682	106	24.4 *	193.2	52.7	1.3	96	20.4 *	204.7	53.8	1.5	100	27.2	193.2	50.3	4.2	99	24.0	197.0	52.3	2.3	98	9.0	3.9	58.4
TRELAY 6400	103	22.7	171.5	53.8	0.5	97	18.2	187.4	55.8	1.1	100	22.7	195.7	53.9	3.3	99	21.2	184.9	54.5	1.6	99	7.9	3.9	60.0
TRELAY 7012	105	22.7 *	192.6	53.4	1.1	96	19.2 *	209.3	54.6	0.4	100	22.6	186.8	53.3	3.8	96	21.5	196.2	53.8	1.8	97	8.4	4.4	59.5
VIGORO V43Y31	103	21.9 *	192.8	56.2	1.0	98	18.6	196.8	57.2	0.9	99	21.5	195.3	55.8	1.9	99	20.7	195.0	56.4	1.3	98	8.3	4.4	59.0
VIGORO V4530	105	23.2	183.2	54.4	0.8	96	19.1	200.3	55.7	1.0	99	23.4	193.1	53.8	1.4	97	21.9	192.2	54.6	1.1	97	7.3	3.7	61.1
Average		23.1	192.9	54.1	1.2	95	19.3	199.5	55.2	1.5	99	23.0	194.9	53.4	2.0	97	21.8	195.8	54.2	1.6	97	8.2	4.0	59.4
Highest		25.0	203.4	56.2	2.9	99	21.0	213.4	57.8	3.8	100	27.2	211.3	56.7	4.4	99	24.0	207.8	56.6	2.5	99	9.3	4.6	61.5
Lowest		21.3	171.5	52.2	0.3	91	17.9	185.4	53.4	0.4	95	19.6	181.3	50.3	0.3	92	19.7	184.9	52.3	0.6	93	7.1	3.3	57.9
CV (%)		1.4	9.6	1.8			0.8	6.9	1.0			1.3	6.6	1.3			1.3	10.5	1.5			8.2	14.0	3.6
LSD (.05%)		1.3	15.8	1.1			0.8	11.5	0.6			1.1	10.4	0.8			0.7	9.8	0.5			0.4	0.5	0.7

** Highest Yielding Hybrid

* Not Significantly Different from Highest Yielding Hybrid

TABLE 3E. HURON, MONTCALM & MASON COUNTY GRAIN TRIALS - EARLY (97 Day and Earlier) ZONE 3

2003		HURON					MONTCALM					MASON					TRIAL AVERAGE					QUALITY		
Brand / Hybrid	RM	%H2O	Bu/A	Twt	%SL	%Std	%H2O	Bu/A	Twt	%SL	%Std	%H2O	Bu/A	Twt	%SL	%Std	%H2O	Bu/A	Twt	%SL	%Std	Prot	Oil	Strch
BAYSIDE 1795	95	23.4	149.5	51.2	4.8	94	28.0	174.5	49.8	2.1	86	28.1	189.4	49.1	2.6	89	26.5	171.1	50.0	3.2	90	7.9	3.1	60.2
BAYSIDE NorthGro NG5072RR	93	21.6	164.9	52.9	2.9	98	26.0	172.5	50.7	3.3	90	25.8 *	193.5	50.7	1.3	98	24.5	177.0	51.4	2.5	95	7.9	3.5	60.1
BAYSIDE Super 93	93	21.4	161.7	52.3	2.9	98	26.7	179.7	50.2	2.2	88	26.5	188.1	49.3	0.7	96	24.9	176.5	50.6	1.9	94	7.4	3.4	60.7
BROWN 4250YGCB	92	21.4 *	168.9	53.1	1.1	100	25.4 *	196.0	50.3	1.0	95	25.2 *	201.5	50.3	1.3	100	24.0 *	188.8	51.2	1.1	98	7.2	4.1	58.9
CROW'S 1703B	95	23.6 *	176.2	52.7	0.0	100	25.1 *	205.0	50.9	1.3	99	25.9 *	197.9	49.8	0.6	100	24.9 *	193.0	51.1	0.6	100	7.5	4.2	58.2
DAIRYLAND STEALTH-1497	97	22.9 *	168.6	52.3	5.4	101	25.4	184.3	51.0	3.0	96	25.3	191.8	49.7	1.0	100	24.5	181.6	51.0	3.1	99	7.3	4.2	58.4
DEKALB DK440	94	21.2 *	167.3	52.9	3.8	100	26.3	181.9	50.8	1.9	97	25.5 *	206.6	49.9	0.6	100	24.3	185.3	51.2	2.1	99	7.0	4.0	59.4
DEKALB DKC39-45	89	21.9	157.3	54.3	6.2	101	25.6	167.3	52.5	1.3	91	24.5 *	195.8	53.2	0.3	98	24.0	173.5	53.3	2.6	97	7.2	3.8	58.9
DEKALB DKC39-48 (RR/YGCB)	89	23.9 *	165.5	53.2	3.9	92	24.4	172.0	53.3	1.8	85	24.3	181.3	52.4	1.9	89	24.2	172.9	53.0	2.5	88	7.7	3.6	58.8
DEKALB DKC40-57 (YGCB)	90	22.9	161.8	55.6	0.8	100	23.4	187.1	55.5	0.5	94	24.0	189.8	54.7	0.0	99	23.4	179.6	55.3	0.4	98	7.5	4.0	58.8
DEKALB DKC42-95 (RR/YGCB)	92	23.4 *	169.1	52.6	2.5	100	25.6 *	188.9	51.4	0.6	99	25.8 *	196.8	50.6	0.3	100	24.9	184.9	51.5	1.1	99	7.6	3.7	58.7
DEKALB DKC44-46 (RR/YGCB)	94	22.9 *	170.8	52.9	1.5	96	27.4 *	200.6	49.9	1.4	99	27.2 *	198.3	48.6	0.3	100	25.8 *	189.9	50.5	1.1	98	7.3	3.8	59.1
DEKALB DKC46-28 (RR)	96	22.3 *	172.6	53.4	4.6	99	26.4 *	191.5	51.3	0.0	94	25.6 **	206.9	51.3	2.9	100	24.8 *	190.3	52.0	2.5	98	6.9	3.6	59.9
DEKALB DKC47-10 (RR/YGCB)	97	24.0 *	175.4	53.1	1.4	99	26.6 **	213.6	51.3	0.6	98	26.1	191.8	50.2	1.0	100	25.6 *	193.6	51.5	1.0	99	6.9	3.7	59.3
DYNAGRO 51N39	88	19.2	159.9	54.6	2.1	100	22.4	169.5	53.6	1.6	97	23.1	188.8	53.1	0.6	100	21.6	172.7	53.8	1.4	99	8.9	3.9	57.2
DYNAGRO 53F09	94	24.0 *	172.1	51.6	0.5	92	26.4 *	189.2	49.7	0.3	82	26.0 *	195.5	49.1	0.7	92	25.5	185.6	50.1	0.5	89	7.5	4.3	58.0
DYNAGRO 53F49	93	22.2 *	173.6	54.2	0.8	99	25.2 *	196.0	52.5	0.2	90	25.4 *	200.2	51.5	0.3	97	24.3 *	189.9	52.7	0.4	95	6.8	3.6	59.8
DYNAGRO 53K98	94	23.7 *	172.8	52.8	2.4	91	25.9	176.6	50.6	2.0	87	25.7 *	203.5	49.9	1.8	92	25.1	184.3	51.1	2.1	90	7.5	4.2	58.2
DYNAGRO 53P30	92	22.6 *	175.8	53.7	1.2	94	25.1	186.1	53.0	0.9	90	25.2 *	199.7	52.2	1.0	93	24.3	187.2	53.0	1.0	92	7.6	3.9	58.2
DYNAGRO 53P76	90	20.1 *	167.8	54.4	2.9	99	25.4 *	193.7	52.3	1.3	99	24.6	190.9	52.3	0.7	99	23.4	184.1	53.0	1.6	99	7.1	3.2	60.5
DYNAGRO 54K11	96	20.8	155.7	53.3	3.6	97	27.8	180.6	50.2	2.4	89	28.0	189.3	49.2	0.7	91	25.5	175.2	50.9	2.2	92	8.1	3.1	59.8
DYNAGRO DG-5240Bt	96	23.7	159.9	51.8	1.2	89	28.0	175.0	50.2	1.0	79	28.1	185.5	49.1	0.0	86	26.6	173.5	50.4	0.7	85	7.8	3.1	60.6
DYNAGRO DG-5257	94	21.1	163.6	51.9	0.8	98	28.5	169.8	50.0	2.0	91	29.6 *	193.7	49.1	1.0	99	26.4	175.7	50.3	1.3	96	8.2	3.6	59.1
GARST 8880YG1	95	22.3 *	173.3	52.7	0.0	99	26.1 *	208.7	50.1	1.1	98	25.9	192.2	49.2	0.0	98	24.8 *	191.4	50.7	0.4	99	7.3	4.3	58.4
GARST ND876RR	95	22.6 *	171.7	53.3	2.5	100	26.2	187.2	50.0	0.6	96	25.2 *	193.7	49.7	1.0	98	24.7	184.2	51.0	1.4	98	7.2	4.3	58.2
GENESIS 2B95RR	95	22.8	160.3	51.9	3.2	98	28.5	179.8	49.5	2.3	86	29.0 *	194.5	48.5	0.0	94	26.8	178.2	50.0	1.8	93	8.0	3.1	59.9
GENESIS 2D93RRYGCB	93	20.2	163.2	56.2	0.0	91	24.9 *	190.0	53.4	1.9	95	25.2	191.8	51.9	1.6	99	23.4	181.7	53.8	1.2	95	7.7	3.0	59.5
GENESIS 2D97RRYGCB	97	23.3	164.6	51.7	2.2	97	28.0 *	197.0	50.0	2.0	88	27.5 *	197.7	49.2	1.0	92	26.3	186.4	50.3	1.7	92	8.0	3.2	59.9
GENESIS 3C96YG	96	22.3	164.0	54.6	0.0	100	24.6	182.1	52.5	1.0	98	24.1 *	196.5	51.5	0.3	100	23.7	180.9	52.9	0.4	99	8.3	2.9	58.7
GENESIS 3D92YGCB	92	22.4	160.5	52.8	1.2	95	26.4 *	202.6	51.0	1.7	93	25.2 *	201.3	50.7	1.3	98	24.7	188.1	51.5	1.4	95	8.2	3.1	58.8
GOLDEN HARVEST H-7267Bt	97	23.9	158.9	51.8	0.8	90	27.2	162.4	49.7	2.1	75	26.9	187.5	49.5	1.0	92	26.0	169.6	50.3	1.3	86	8.2	3.5	59.8
GOLDEN HARVEST H-7287	97	21.9	154.6	51.4	4.5	96	27.9	185.5	50.3	2.7	92	28.4	180.7	48.9	1.1	90	26.1	173.6	50.2	2.8	92	7.8	3.1	60.1
GREAT LAKES 4297BtRR	92	22.0	165.1	54.1	4.0	92	24.0	180.2	53.1	0.3	86	25.3	191.1	51.6	2.1	94	23.8	178.8	52.9	2.1	90	7.4	3.7	58.6
GREAT LAKES 4623Bt	96	22.9	161.9	52.3	1.9	97	25.4 *	201.9	50.7	2.4	100	25.7 *	193.6	49.5	1.0	100	24.7	185.8	50.8	1.8	99	7.2	3.9	59.0
HIGH CYCLE HC7454Bt	97	22.9 *	176.9	53.1	0.4	102	25.9 *	201.1	50.0	0.8	95	25.5 *	205.5	49.3	0.3	99	24.8 **	194.5	50.8	0.5	99	7.3	4.1	58.7
HYLAND SEEDS HL2368	90	20.7	159.5	53.4	2.8	100	25.6 *	191.1	50.7	1.3	97	25.1 *	200.3	50.2	0.7	99	23.8	183.6	51.4	1.6	98	7.0	4.0	59.2
JUNG 6432Bt	95	22.1 *	170.5	53.5	1.1	100	26.2 *	198.0	49.9	0.6	97	26.0	191.3	49.0	1.0	99	24.8	186.6	50.8	0.9	99	7.1	4.3	58.6
LG SEEDS LG2415	92	21.8	142.8	53.2	6.8	94	25.7	178.1	51.9	4.6	91	24.3 *	200.0	52.3	0.7	93	23.9	173.6	52.5	4.0	92	8.5	3.4	58.7
LG SEEDS LG2463Bt	96	22.7 *	167.6	52.6	2.5	100	25.4 *	205.7	50.6	0.2	98	25.0 *	197.9	49.8	0.7	100	24.4 *	190.4	51.0	1.1	99	7.3	4.2	58.6
MIDWEST GENETIC G6963B	95	22.5 *	167.1	53.2	2.1	100	25.5 *	203.1	50.2	1.5	97	25.3 *	194.9	49.8	1.6	100	24.4 *	188.4	51.1	1.7	99	7.1	4.0	59.0
MYCOGEN 2K350	93	22.5	155.0	54.0	4.3	99	24.7	186.1	52.5	2.0	96	25.0	193.0	50.9	0.7	99	24.1	178.0	52.5	2.3	98	8.5	4.3	56.8
MYCOGEN 2R426	96	22.5 *	168.3	52.7	1.4	98	25.8 *	197.4	50.3	1.2	94	25.3 *	195.7	49.6	0.6	100	24.5	187.1	50.9	1.1	97	7.2	4.1	58.8
NK Brand N22-T8	87	22.5	144.6	57.3	3.6	99	24.7	181.7	56.3	0.8	96	25.6	165.5	54.8	0.3	97	24.3	163.9	56.1	1.6	97	9.0	2.9	59.4
NK Brand N2555Bt	90	20.8 *	171.0	56.0	0.7	100	23.9	186.5	54.2	0.9	97	25.5 *	194.7	53.0	1.0	99	23.4	184.1	54.4	0.9	98	8.1	4.0	58.2
NK Brand N3030Bt	93	22.7 **	178.3	54.5	1.8	100	24.9 *	194.6	52.4	1.1	100	25.6 *	198.8	50.8	0.7	100	24.4 *	190.6	52.6	1.2	100	8.4	4.0	58.4

NK Brand N35-B8	96	21.4	*	168.3	54.5	1.4	99	27.8	*	201.9	49.7	0.8	100	27.7		188.3	48.8	1.3	100	25.6		186.2	51.0	1.2	100	8.1	4.0	57.8
PIONEER 37D25	97	20.6	*	166.4	54.0	3.9	99	24.6	*	192.2	50.2	1.1	88	25.6	*	205.5	49.6	0.3	96	23.6		188.0	51.3	1.8	94	8.5	3.7	58.1
PIONEER 38A25	96	22.3		164.9	54.9	3.4	98	25.0	*	200.8	52.8	2.3	97	25.2	*	206.8	52.0	0.0	100	24.2	*	190.8	53.2	1.9	99	8.3	3.7	58.0
PIONEER 38G60	90	19.5		160.5	54.6	1.8	100	22.4		163.2	52.9	1.9	91	24.1		187.7	52.2	1.0	98	22.0		170.5	53.2	1.6	97	8.5	3.8	57.4
PIONEER 38P04	95	22.7		155.0	54.0	5.3	96	25.4		174.2	52.1	2.2	77	25.7	*	197.0	51.9	0.4	95	24.6		175.4	52.7	2.6	89	8.7	3.5	57.9
RENK RK438RRYGCB	92	23.3		163.9	53.6	1.6	92	25.0	*	196.8	53.3	1.0	95	26.2		187.3	51.3	0.0	95	24.8		182.7	52.7	0.9	94	7.4	3.6	59.2
RENK RK488YGCB	97	23.5	*	172.9	52.6	1.1	99	25.5	*	190.8	50.8	2.4	94	25.4	*	200.6	50.0	0.6	100	24.8		188.1	51.1	1.4	97	7.6	4.3	57.9
RENK RK556	97	21.4		148.5	53.1	2.5	99	27.0		184.2	50.3	2.4	90	27.5		189.3	49.0	1.1	93	25.3		174.0	50.8	2.0	94	8.0	3.0	60.3
VIGORO V28Y31	88	22.0		157.3	54.4	0.7	98	23.6		170.6	52.9	0.6	87	25.0	*	200.1	51.8	1.6	100	23.5		176.0	53.0	1.0	95	8.0	4.2	58.0
VIGORO V2940	89	24.7		147.3	52.7	3.3	74	27.9		158.6	50.8	6.9	60	25.6		170.8	50.0	1.9	70	26.1		158.9	51.2	4.0	68	8.7	3.4	58.1
VIGORO V30R46	90	20.0		144.6	56.0	4.3	93	23.0		171.9	54.6	2.2	90	24.2		182.2	52.8	0.3	95	22.4		166.2	54.5	2.3	93	8.6	3.1	59.1
Average		22.2		163.9	53.4	2.4	97	25.8		186.7	51.4	1.6	92	25.8		193.8	50.6	0.9	96	24.6		181.5	51.8	1.6	95	7.8	3.7	58.9
Highest		24.7		178.3	57.3	6.8	102	28.5		213.6	56.3	6.9	100	29.6		206.9	54.8	2.9	100	26.8		194.5	56.1	4.0	100	9.0	4.3	60.7
Lowest		19.2		142.8	51.2	0.0	74	22.4		158.6	49.5	0.0	60	23.1		165.5	48.5	0.0	70	21.6		158.9	50.0	0.4	68	6.8	2.9	56.8
CV (%)		6.4		5.6	2.1			3.4		5.0	1.4			3.0		5.0	1.6			4.4		5.2	1.8			4.0	6.4	1.1
LSD (.05%)		2.0		12.8	1.6			1.2		26.3	1.0			1.1		13.6	2.2			0.7		6.3	0.6			0.4	0.7	0.9

2002 & 2003 Averages		HURON					MONTCALM					MASON					TRIAL AVERAGE					QUALITY		
Brand / Hybrid	**RM**	**%H2O**		**Bu/A**	**Twt**	**%SL**	**%Std**	**%H2O**		**Bu/A**	**Twt**	**%SL**	**%Std**	**%H2O**		**Bu/A**	**Twt**	**%SL**	**%Std**	**%H2O**		**Bu/A**	**Twt**	**%SL**	**%Std**	**Prot**	**Oil**	**Strch**
BAYSIDE 1795	95	21.1		163.0	53.5	7.3	95	25.4		193.0	51.7	4.7	90	25.5		207.0	50.7	2.3	94	24.0		187.7	51.9	4.3	95	8.3	3.5	59.8
BAYSIDE NorthGro NG5072RR	93	19.9		169.5	54.2	5.8	98	23.7		189.5	51.9	5.3	94	24.4		205.6	51.4	1.5	99	22.6		188.2	52.6	4.0	100	7.9	3.6	60.5
BAYSIDE Super 93	93	20.1		163.7	54.0	4.8	98	24.3		189.9	51.5	4.3	94	24.3		207.2	50.7	1.7	98	22.9		187.0	52.0	3.4	99	7.8	3.6	60.4
DEKALB DKC44-46 (RR/YGCB)	94	20.9	**	183.1	53.9	2.5	98	25.1	**	231.6	51.7	1.4	96	25.3	*	216.6	50.5	1.0	100	23.8	**	210.4	52.1	1.6	100	7.5	3.9	59.1
DEKALB DKC46-28 (RR)	96	21.0	*	178.5	54.6	6.2	99	23.9		211.3	53.1	2.4	93	25.1	*	216.6	51.7	4.1	100	23.3		202.1	53.2	3.8	99	7.4	4.0	59.5
DYNAGRO DG-5257	94	20.3		174.6	53.7	3.9	99	25.3		196.3	52.1	3.4	95	27.4		207.9	50.2	2.1	100	24.3		192.9	51.9	3.0	100	8.6	3.8	59.0
GENESIS 2B95RR	95	21.0		172.4	54.0	4.2	98	25.6		199.8	51.6	4.4	93	26.3	*	212.3	50.7	1.1	97	24.2		194.8	52.2	3.2	98	8.3	3.4	59.5
GENESIS 3C96YG	96	20.6		172.3	56.0	0.8	96	23.0		202.8	54.3	1.1	91	22.8		210.7	52.7	0.2	96	22.2		195.3	54.3	0.6	96	8.8	3.3	58.8
GOLDEN HARVEST H-7287	97	20.3		164.1	53.7	6.0	96	25.1		202.4	52.1	4.2	92	25.9		199.8	50.5	1.6	93	23.8		188.8	52.0	3.8	96	7.9	3.5	60.4
NK Brand N2555Bt	90	20.6		171.6	56.3	1.1	96	23.2		207.3	54.9	1.3	97	24.9		190.8	52.9	3.3	99	23.0		189.9	54.6	1.7	100	8.3	4.1	58.7
NK Brand N3030Bt	93	21.3	*	176.7	55.0	3.7	100	24.2		216.6	53.2	1.1	98	25.7		204.1	51.2	10.5	99	23.8		199.2	53.2	4.9	101	8.4	4.0	58.6
PIONEER 37D25	97	20.0		167.2	54.6	6.5	98	23.1		218.4	51.8	5.4	94	25.1	**	221.7	50.2	0.5	97	22.8		202.4	52.1	4.1	99	8.6	3.6	58.5
PIONEER 38A25	96	21.3		155.9	54.8	10.0	99	24.6		219.7	54.1	1.1	99	25.7		183.6	52.4	4.9	100	23.8		186.4	53.8	5.3	102	8.4	3.9	58.5
RENK RK556	97	20.3		158.7	54.3	3.9	99	24.6		196.8	51.6	4.0	93	25.1	*	214.0	50.8	1.5	96	23.3		189.8	52.3	2.9	98	8.4	3.2	60.1
VIGORO V28Y31	88	20.9		162.0	55.2	3.4	98	22.5		202.0	54.3	0.5	93	24.7		201.7	51.6	2.3	100	22.7		188.5	53.7	1.7	99	8.4	4.1	58.3
Average		20.6		168.9	54.5	4.7	98	24.3		205.2	52.7	3.0	94	25.2		206.6	51.2	2.6	98	23.4		193.5	52.8	3.2	99	8.2	3.7	59.3
Highest		21.3		183.1	56.3	10.0	100	25.6		231.6	54.9	5.4	99	27.4		221.7	52.9	10.5	100	24.3		210.4	54.6	5.3	102	8.8	4.1	60.5
Lowest		19.9		155.9	53.5	0.8	95	22.5		189.5	51.5	0.5	90	22.8		183.6	50.2	0.2	93	22.2		186.4	51.9	0.6	95	7.4	3.2	58.3
CV (%)		1.1		6.0	1.3			0.7		5.2	0.9			0.8		6.3	0.9			0.9		5.9	1.1			7.5	7.8	3.5
LSD (.05%)		0.9		8.3	0.7			0.6		8.3	0.5			0.7		10.4	0.6			0.5		5.2	0.4			0.4	0.2	0.6

** Highest Yielding Hybrid

* Not Significantly Different from Highest Yielding Hybrid

TABLE 3E. - Three year data continued on page 23.

TABLE 3L. HURON, MONTCALM & MASON COUNTY GRAIN TRIALS - LATE (98 Day and Later) ZONE 3

2003		HURON					MONTCALM					MASON					TRIAL AVERAGE					QUALITY		
Brand / Hybrid	RM	%H2O	Bu/A	Twt	%SL	%Std	%H2O	Bu/A	Twt	%SL	%Std	%H2O	Bu/A	Twt	%SL	%Std	%H2O	Bu/A	Twt	%SL	%Std	Prot	Oil	Strch
BAYSIDE 1700	100	25.4	150.2	50.7	1.8	100	30.2	165.5	48.5	0.4	86	27.7	176.2	50.0	0.4	94	27.8	164.0	49.7	0.9	93	8.7	3.3	58.2
BAYSIDE 1899	99	27.9	147.6	49.5	1.5	96	32.1	157.4	47.4	2.5	79	29.5	179.9	48.0	0.0	99	29.8	161.6	48.3	1.3	91	8.8	3.3	57.7
BAYSIDE 2099	99	24.0	152.4	51.0	2.9	98	29.8	174.9	47.5	2.7	97	26.9	191.2	48.7	3.1	97	26.9	172.8	49.1	2.9	98	9.4	3.8	56.9
BAYSIDE 2104	104	30.5	150.9	48.9	2.2	96	32.9	172.6	47.6	3.1	73	31.8	188.5	48.8	0.0	94	31.7	170.7	48.4	1.8	88	7.5	2.9	60.3
BAYSIDE NorthGro NG5633RR	99	23.9	142.1	49.1	4.0	98	31.5	178.1	47.2	0.7	94	27.7	188.9	48.6	1.7	97	27.7	169.7	48.3	2.1	96	7.9	2.9	59.8
BAYSIDE Super 105	105	29.2	147.4	47.6	1.6	89	35.0	173.4	46.8	1.7	77	32.6	201.6	48.2	0.0	91	32.3	174.1	47.5	1.1	85	8.6	3.2	58.3
BLACKLAND GENETICS BG6111	99	30.3	153.2	49.3	0.7	99	33.4	177.2	48.3	1.5	91	33.1	189.9	48.3	0.9	97	32.3	173.4	48.6	1.0	96	8.7	3.3	58.5
BROWN 5130	99	27.9	153.4	49.2	1.1	98	32.1	172.0	47.5	0.7	96	29.0	187.2	48.3	1.0	99	29.7	170.9	48.3	0.9	98	8.6	3.2	58.1
BROWN 5130YGCB	99	26.8	149.8	50.1	0.4	98	32.9	175.4	47.9	0.4	93	30.8	179.3	48.3	1.0	99	30.2	168.2	48.8	0.6	96	8.1	2.9	59.0
BROWN 5636	98	33.0	118.9	48.4	3.4	74	31.8	130.7	47.1	0.0	65	29.4	177.8	48.6	0.3	87	31.4	142.5	48.0	1.2	75	9.0	2.9	58.1
DAIRYLAND STEALTH-1503	103	27.6	153.5	49.3	3.3	99	31.4	175.3	48.0	1.5	86	28.3 *	210.7	48.7	1.0	98	29.1	179.8	48.7	1.9	95	8.2	3.1	59.3
DAIRYLAND STEALTH-5104	104	30.5	152.0	49.0	0.0	100	34.6	167.9	48.8	0.0	90	27.1 *	212.9	49.7	1.3	100	30.7	177.6	49.2	0.4	97	8.0	2.9	59.4
DAIRYLAND STEALTH-5497	98	23.1 **	176.2	51.9	0.0	97	26.7	189.1	49.5	0.7	90	24.6	200.6	50.3	0.7	94	24.8	188.6	50.6	0.5	94	7.0	4.2	58.6
DEKALB DKC50-18 (YGCB)	100	24.4 *	161.3	51.3	1.1	99	28.8 *	206.4	48.7	1.0	99	27.1	199.2	49.9	0.0	100	26.8	189.0	50.0	0.7	99	6.8	3.6	60.0
DEKALB DKC51-43	101	24.7 *	164.4	51.0	5.5	98	28.5	193.8	48.8	1.7	97	26.2	198.2	50.3	1.6	100	26.5	185.5	50.0	2.9	98	6.7	3.4	60.8
DEKALB DKC52-45 (YGCB)	102	24.2 *	173.2	50.5	0.0	99	30.3 *	205.6	47.6	0.7	98	26.2 **	232.0	50.3	1.0	96	26.9 **	203.6	49.5	0.6	98	7.5	3.8	59.1
DYNAGRO 55K29	103	29.6	148.4	49.8	2.6	99	32.7	180.7	48.5	1.7	94	31.1	199.1	49.2	0.0	98	31.1	176.1	49.2	1.4	97	7.5	3.2	60.7
DYNAGRO DG-5295Bt	100	29.5 *	154.8	49.6	0.8	93	32.3	180.3	48.1	0.0	94	29.9	183.9	48.4	0.4	93	30.6	173.0	48.7	0.4	93	8.5	3.2	58.3
GARST 8787YG1	100	24.5	150.1	52.4	0.0	100	31.3	176.7	48.7	0.0	100	28.3	195.3	49.9	0.6	100	28.0	174.0	50.3	0.2	100	7.8	3.0	59.8
GARST ND795YG1	101	28.5	142.4	48.0	0.0	94	31.5	162.4	45.5	0.8	81	29.3	185.3	47.0	0.4	96	29.8	163.4	46.8	0.4	90	8.6	3.4	57.6
GENESIS 2B98RR	98	27.3	150.7	50.2	1.5	94	30.6	152.7	44.7	1.9	86	30.8	183.9	49.9	0.7	94	29.6	162.4	48.3	1.4	91	9.2	3.7	57.2
GENESIS 2C02RR	102	31.9	151.9	49.8	2.9	98	34.1	158.9	47.8	0.0	75	31.3	194.7	49.1	0.7	93	32.4	168.5	48.9	1.2	88	7.7	3.2	59.7
GENESIS 2C98MT	98	27.2 *	157.0	49.4	0.4	89	31.7	174.3	46.4	0.8	83	28.3	198.0	47.8	0.3	95	29.1	176.4	47.9	0.5	89	9.2	3.7	57.4
GENESIS 2D100RRYGCB	100	28.4 *	154.4	49.7	0.4	97	31.7	188.9	47.9	0.3	95	29.2	178.9	48.3	0.6	99	29.8	174.1	48.6	0.4	97	8.7	3.2	57.9
GENESIS 3C02YG	102	28.9	150.4	48.9	1.4	100	29.4	195.3	46.4	1.4	97	30.3	184.4	46.7	2.3	100	29.5	176.7	47.3	1.7	99	9.1	3.8	57.0
GENESIS 3C100YG	100	30.2 *	164.3	49.4	0.4	99	32.4	184.1	47.9	0.4	96	29.9	187.6	48.8	0.3	100	30.8	178.7	48.7	0.4	98	8.6	3.2	58.2
GENESIS 4B100	100	22.9	141.7	51.0	2.5	100	27.9	179.3	47.9	4.5	95	26.9	191.1	49.0	0.3	98	25.9	170.7	49.3	2.4	98	9.0	3.9	57.8
GOLDEN HARVEST Ex38069Bt	103	28.6 *	156.7	49.4	1.1	97	32.4	170.6	47.7	0.4	88	29.8	189.2	50.3	2.4	97	30.3	172.2	49.1	1.3	94	8.4	3.1	58.5
GOLDEN HARVEST H-8249Bt	104	27.6 *	156.7	49.2	0.4	94	29.0	185.4	48.1	0.7	90	27.3	190.3	48.2	1.0	97	28.0	177.5	48.5	0.7	94	9.5	4.1	57.0
GREAT LAKES 4883BtRR	98	23.8 *	155.5	48.6	1.4	100	30.9	190.6	46.6	0.0	98	25.9	191.6	47.7	1.3	100	26.9	179.2	47.6	0.9	99	8.3	3.4	58.8
GREAT LAKES 5300Bt	103	29.3	145.0	49.2	0.7	98	33.8	182.0	48.3	0.3	96	28.3 *	204.8	48.6	0.0	98	30.5	177.3	48.7	0.3	97	8.6	3.2	58.3
HIGH CYCLE HC7560Bt	102	25.0 *	167.3	49.1	2.5	99	30.4 **	207.4	47.3	0.3	97	29.8 *	210.1	47.7	0.7	99	28.4	194.9	48.0	1.2	98	7.6	4.1	58.4
HIGH CYCLE HC7592Rb	101	26.0 *	161.2	51.5	0.0	100	31.5	183.8	48.6	0.3	99	29.3	196.0	50.3	0.3	98	28.9	180.3	50.1	0.2	99	7.9	3.1	60.0
HIGH CYCLE HC7694Rb	102	31.5	149.7	47.7	0.4	100	34.8	174.1	45.8	0.3	97	32.0	196.8	46.7	1.3	98	32.8	173.5	46.7	0.7	99	9.0	3.2	57.5
LG SEEDS LG2489	98	26.8 *	155.7	49.0	5.5	98	32.1	157.0	47.2	1.9	87	26.2	196.9	48.2	0.0	97	28.4	169.9	48.1	2.5	94	8.1	3.3	58.7
LG SEEDS LG2503RR	101	26.5	151.7	50.3	2.7	95	30.4	166.6	48.2	1.6	81	27.4	184.5	49.1	0.4	90	28.1	167.6	49.2	1.6	89	8.6	3.2	58.5
NK Brand N43-C4	98	24.0 *	171.8	50.3	0.7	97	30.0	187.6	48.0	0.7	94	27.9	198.3	48.5	0.0	98	27.3	185.9	48.9	0.5	96	8.5	3.5	58.4
NK Brand N45-A6	101	21.4 *	164.6	52.2	0.7	100	29.0	195.5	48.6	1.1	90	27.3 *	214.7	48.6	0.6	100	25.9	191.6	49.8	0.8	97	7.7	4.4	57.6
PIONEER 37F16	98	25.2 *	170.1	51.5	1.5	97	27.9 *	201.6	49.9	0.7	91	26.6 *	209.4	50.6	0.7	100	26.6	193.7	50.7	1.0	96	8.0	3.6	57.8
PIONEER 38H67	98	23.8 *	160.8	51.2	3.3	98	26.4	179.0	49.4	3.3	88	27.6 *	204.0	49.3	1.4	96	25.9	181.3	50.0	2.7	94	7.7	3.3	59.2
RENK RK569YGCB	100	24.0 *	163.3	51.2	0.4	100	26.8	190.8	50.2	0.4	91	26.2 *	208.6	51.5	0.3	100	25.7	187.6	51.0	0.4	97	8.5	4.3	57.2
RENK RK636YGCB	102	26.7 *	168.2	49.6	0.4	100	32.1	180.3	47.1	0.7	96	28.6	194.2	48.1	0.3	100	29.1	180.9	48.3	0.5	99	8.2	3.4	58.3
RENK RK645RRYGCB	100	24.8 *	158.1	49.0	1.5	98	31.2	184.8	46.6	0.3	89	27.0	198.7	47.3	2.1	96	27.7	180.5	47.6	1.3	94	8.6	3.5	58.3
RUPP XR1609	101	30.1	142.0	49.2	2.9	100	33.7	176.8	47.9	1.5	88	31.4 *	204.2	49.1	0.0	97	31.7	174.3	48.7	1.5	95	7.5	3.2	60.5
RUPP XR8619	102	27.0 *	160.4	49.1	1.1	99	33.1	174.9	47.7	0.0	94	31.6	177.6	47.6	0.3	98	30.6	171.0	48.1	0.5	97	8.4	3.1	58.4

TRELAY 5011	100	26.5	144.5	50.1	3.2	100	28.1	175.7	48.1	2.8	93	25.6	196.2	50.0	6.3	100	26.7	172.1	49.4	4.1	98	9.1	4.1	57.2
VIGORO V41D37	101	23.6	147.2	52.8	1.5	99	28.1	165.9	49.8	2.2	89	26.3	181.6	50.2	1.1	94	26.0	164.9	50.9	1.6	94	9.1	3.1	58.1
VIGORO V43Y31	103	25.3	146.9	50.6	1.1	100	30.6	182.3	48.5	0.4	97	27.6	203.2	49.3	1.0	96	27.8	177.5	49.5	0.8	98	8.6	3.8	58.2
Average		26.9	154.4	49.9	1.6	97	31.0	178.4	47.8	1.1	90	28.6	194.7	48.9	0.9	97	28.8	175.8	48.9	1.2	95	8.3	3.4	58.5
Highest		33.0	176.2	52.8	5.5	100	35.0	207.4	50.2	4.5	100	33.1	232.0	51.5	6.3	100	32.8	203.6	51.0	4.1	100	9.5	4.4	60.8
Lowest		21.4	118.9	47.6	0.0	74	26.4	130.7	44.7	0.0	65	24.6	176.2	46.7	0.0	87	24.8	142.5	46.7	0.2	75	6.7	2.9	56.9
CV (%)		5.8	5.1	1.4			3.9	4.7	2.6			5.6	5.2	1.5			5.2	5.1	1.9			3.9	5.9	1.1
LSD (.05%)		4.3	22.1	1.0			1.7	11.7	1.8			4.5	28.2	2.0			1.0	6.0	0.6			0.5	0.6	1.8

2002 & 2003 Averages		HURON					MONTCALM					MASON					TRIAL AVERAGE					QUALITY		
Brand / Hybrid	**RM**	**%H2O**	**Bu/A**	**Twt**	**%SL**	**%Std**	**%H2O**	**Bu/A**	**Twt**	**%SL**	**%Std**	**%H2O**	**Bu/A**	**Twt**	**%SL**	**%Std**	**%H2O**	**Bu/A**	**Twt**	**%SL**	**%Std**	**Prot**	**Oil**	**Strch**
BAYSIDE 1899	99	24.9	164.0	52.3	2.8	98	27.9	182.7	50.2	2.9	89	28.7	197.3	49.8	0.8	98	27.2	181.3	50.8	2.2	95	8.7	3.5	59.3
BAYSIDE 2099	99	22.6	158.4	53.2	4.0	93	26.4	192.5	50.4	5.0	93	27.6	202.1	50.0	3.2	93	25.5	184.3	51.2	4.1	93	9.5	4.0	58.0
BAYSIDE NorthGro NG5633RR	99	21.4	155.0	52.0	4.5	98	26.7	198.3	50.1	1.5	97	26.2	205.1	50.2	2.0	98	24.8	186.1	50.8	2.7	98	8.3	3.4	60.0
BAYSIDE Super 105	105	25.9	169.3	50.4	3.9	94	31.4	201.1	48.9	2.6	88	31.3	211.2	49.5	19.4	95	29.5	193.9	49.6	8.6	92	8.9	3.7	59.0
DAIRYLAND STEALTH-1503	103	24.3	168.3	52.2	4.8	100	27.8	202.0	50.2	3.3	93	28.7	218.4	50.0	1.8	98	26.9	196.2	50.8	3.3	97	8.5	3.7	59.6
DEKALB DKC51-43	101	22.9 *	181.6	53.3	5.0	99	26.5	214.1	51.0	3.6	98	27.5	218.2	51.1	2.0	100	25.6	204.6	51.8	3.5	99	7.5	3.5	61.1
DYNAGRO DG-5295Bt	100	25.3	167.3	52.8	0.4	94	29.2	214.6	50.5	0.2	95	28.8	208.2	50.2	2.3	96	27.8	196.7	51.2	1.0	95	8.7	3.9	58.8
GENESIS 2C02RR	102	26.0	164.7	51.8	3.7	98	29.1	199.2	49.4	0.0	87	27.3	209.1	50.2	0.9	96	27.5	191.0	50.5	1.5	94	8.3	3.6	60.0
GENESIS 3C100YG	100	26.1 *	180.3	52.6	1.2	100	29.6	215.6	50.3	0.3	98	29.0	212.1	50.2	1.8	100	28.2	202.7	51.0	1.1	99	8.4	3.8	59.1
GENESIS 4B100	100	21.7	161.5	53.4	5.9	100	24.9	196.4	50.9	5.2	98	27.0	208.8	50.7	1.8	97	24.5	188.9	51.7	4.3	98	9.0	3.9	58.9
GREAT LAKES 4883BtRR	98	21.3	166.5	51.7	2.8	100	26.7	220.1	49.3	0.2	99	24.3	212.2	49.8	3.3	100	24.1	199.6	50.3	2.1	100	8.4	3.6	59.5
HIGH CYCLE HC7560Bt	102	24.1 **	184.4	51.0	3.0	100	29.0 **	229.4	49.1	0.3	96	29.8 *	231.4	49.1	2.0	99	27.6 **	215.1	49.7	1.8	98	7.9	3.9	60.0
NK Brand N43-C4	98	22.0 *	181.1	52.2	1.3	95	27.8	214.0	49.8	0.8	96	27.4	211.0	49.3	0.3	99	25.7	202.0	50.4	0.8	97	9.0	3.9	58.8
RENK RK569YGCB	100	23.7	174.1	51.8	3.7	100	26.8	220.6	50.6	0.8	95	28.0 **	238.0	51.0	0.5	100	26.2 *	210.9	51.1	1.7	98	8.7	4.1	58.9
RUPP XR1609	101	26.2	161.6	51.8	3.7	100	30.5	192.8	49.8	3.6	92	30.3	208.1	50.3	3.5	98	29.0	187.5	50.6	3.6	96	7.9	3.6	60.5
TRELAY 5011	100	23.3	161.9	52.7	4.4	100	24.9	203.0	51.0	5.7	96	26.4	211.3	50.9	6.0	100	24.9	192.1	51.5	5.4	98	8.8	4.0	58.9
VIGORO V43Y31	103	23.4	167.6	53.5	2.3	100	29.3	212.2	50.5	0.7	99	29.0	225.5	50.5	0.5	98	27.2	201.8	51.5	1.2	99	8.5	4.0	59.3
Average		23.8	168.7	52.3	3.4	98	27.9	206.4	50.1	2.2	95	28.1	213.4	50.2	3.1	98	26.6	196.2	50.9	2.9	97	8.5	3.8	59.4
Highest		26.2	184.4	53.5	5.9	100	31.4	229.4	51.0	5.7	99	31.3	238.0	51.1	19.4	100	29.5	215.1	51.8	8.6	100	9.5	4.1	61.1
Lowest		21.3	155.0	50.4	0.4	93	24.9	182.7	48.9	0.0	87	24.3	197.3	49.1	0.3	93	24.1	181.3	49.6	0.8	92	7.5	3.4	58.0
CV (%)		1.3	6.2	1.0			1.0	5.3	1.3			1.2	5.7	0.8			1.2	5.8	1.1			9.1	9.1	4.3
LSD (.05%)		1.1	8.4	0.6			1.0	8.4	0.8			1.1	9.6	0.5			0.6	5.1	0.4			0.4	0.3	0.8

** Highest Yielding Hybrid
* Not Significantly Different from Highest Yielding Hybrid

TABLE 3L. - Three year data continued on page 23.

2003		ALPENA					GRAND TRAVERSE							DELTA - LATE					TRIAL AVERAGE					QUALITY		
Brand / Hybrid	RM	%H2O		Bu/A	Twt	%SL	%Std	%H2O	HP	Bu/A	LP	Bu/A	Twt	%SL	%Std	%H2O		Bu/A	Twt	%SL	%Std	%H2O		Bu/A	Twt	%SL	%Std	Prot	Oil	Strch
BAYSIDE 2090	90	29.8		151.6	50.6	11.9	84	26.1		172.3	*	162.6	52.6	0.4	91	20.3	*	134.2	54.0	4.5	99	25.4		152.7	52.4	5.6	91	9.2	3.8	58.0
BAYSIDE Super 75	75	30.1		144.4	55.6	8.9	89	25.7		150.3		156.3	54.3	0.4	93	20.3	**	146.1	56.2	4.0	100	25.4		146.9	55.4	4.4	94	8.9	4.6	58.3
BAYSIDE Super 77	77	30.2		148.7	53.4	11.0	88	26.6		149.1		142.6	54.8	1.7	91	20.2		120.2	55.6	11.4	99	25.7		139.3	54.6	8.0	93	9.4	5.3	57.3
BAYSIDE Super 80	80	27.1		150.2	51.2	1.5	89	24.7		174.0	*	162.1	52.5	1.6	98	18.8		120.0	55.8	5.2	99	23.5		148.1	53.2	2.8	95	8.0	4.7	57.8
BAYSIDE Super 82	82	30.8		126.2	49.9	10.0	75	27.2		152.8		139.5	50.8	0.4	83	20.0		126.9	54.5	5.6	99	26.0		135.3	51.7	5.3	86	8.7	3.8	58.4
BAYSIDE Super 86	86	29.2		158.3	51.0	12.6	90	25.5		172.1	*	166.5	52.5	0.8	92	20.3		120.4	54.8	5.8	99	25.0		150.3	52.8	6.4	94	8.8	3.7	58.2
DEKALB DKC35-01 (RR)	85	27.6		143.9	52.6	2.5	93	24.0		164.8		146.2	54.4	0.8	96	20.0	*	132.0	56.0	4.4	99	23.9		146.9	54.3	2.6	96	9.2	5.0	56.3
DEKALB DKC35-50 (RR)	85	27.4		138.9	50.6	6.1	85	25.0		165.7		147.5	51.5	0.4	99	20.0	*	130.8	56.6	5.5	98	24.1		145.1	52.9	4.0	94	8.3	4.7	57.3
DEKALB DKC39-45	89	30.8		148.5	51.4	10.0	82	27.4		180.3	*	172.3	51.2	3.6	85	20.4	*	135.7	54.7	3.0	98	26.2		154.8	52.4	5.5	88	8.4	4.4	57.9
DEKALB DKC40-57 (YGCB)	90	31.1		153.5	52.0	12.1	89	27.3	*	184.7		157.4	53.0	0.4	92	19.9		127.8	55.1	2.5	100	26.1		155.3	53.4	5.0	94	8.5	4.6	57.7
DYNAGRO 51N39	88	28.7		150.1	49.8	11.1	98	24.7		162.7		158.4	52.2	1.7	93	20.8	*	138.3	54.3	4.0	100	24.7		150.4	52.1	5.6	97	9.4	4.0	56.6
DYNAGRO 51P88	84	28.3	*	166.8	51.0	8.7	95	25.1	*	182.0		147.4	52.5	0.4	92	19.7		125.2	55.4	3.3	99	24.4	*	158.0	53.0	4.1	95	8.9	4.3	58.2
GENESIS 2C84RR	84	28.4		153.0	52.1	0.2	90	25.9		158.1		158.7	53.7	1.4	80	19.6		127.7	55.3	4.3	97	24.6		146.3	53.7	2.0	89	9.4	3.9	57.8
GENESIS 2C90MT	90	32.0		160.7	51.6	9.8	93	27.0		178.1		156.4	50.7	0.4	89	19.3		125.8	55.5	15.7	98	26.1		154.9	52.6	8.6	93	9.0	3.5	58.3
GENESIS 2D91RR	91	28.9		161.7	50.5	7.7	90	27.8	*	185.0	*	168.6	51.1	0.8	95	19.0	*	140.1	56.0	3.3	99	25.2	*	162.3	52.5	3.9	95	8.0	3.6	59.2
GENESIS 3B89RR	89	27.6		163.1	51.1	13.7	96	25.4		175.3		150.1	52.1	0.5	87	19.0		121.5	55.7	4.0	99	24.0		153.3	53.0	6.1	94	9.0	3.9	58.2
GREAT LAKES 3945RR	89	29.0		144.6	50.5	10.1	90	25.0		167.4	*	174.2	52.5	1.7	89	19.5	*	130.8	54.6	5.6	100	24.5		147.6	52.5	5.8	93	8.6	3.7	58.7
GREAT LAKES 4262RR	92	30.3		155.9	51.0	7.8	94	27.2	*	188.4	*	169.4	51.5	0.4	93	19.5	*	139.6	55.0	2.1	98	25.7	*	161.3	52.5	3.4	95	8.1	3.5	59.3
HIGH CYCLE HC7242Bt	92	32.9	**	175.9	49.3	7.8	87	29.3	*	187.8	**	190.5	50.4	0.0	91	19.1		127.2	53.8	3.0	100	27.1	**	163.6	51.2	3.6	92	7.9	4.2	58.5
HIGH CYCLE HC7301Bt	94	36.0		157.6	49.7	7.7	93	29.0	**	192.1	*	166.3	50.8	1.2	97	21.0	*	135.2	54.9	7.6	100	28.7	*	161.6	51.8	5.5	97	9.1	3.8	58.0
LG SEEDS LG2355	84	27.7		151.1	50.8	3.1	88	24.9		177.4	*	168.2	52.7	1.9	100	20.0		122.3	55.0	8.4	100	24.2		150.3	52.8	4.5	96	8.0	4.6	58.2
PIONEER 38G60	90	29.6		150.3	50.7	12.4	83	26.5		169.4		150.2	50.7	1.2	98	19.4		123.5	55.8	5.7	100	25.2		147.7	52.4	6.4	94	8.8	4.2	57.0
PIONEER 38P04	95	32.6	*	169.2	50.4	9.9	81	29.2		179.3	*	174.0	50.4	0.5	87	20.9	*	141.6	54.7	10.0	99	27.6	*	163.4	51.8	6.8	89	9.1	4.0	57.7
TRELAY 2010	85	31.3		162.6	51.7	10.8	99	27.5		170.1	*	162.1	52.9	1.6	96	19.8		123.6	54.8	5.3	95	26.2		152.1	53.1	5.9	97	8.3	3.9	58.2
Average		29.9		153.6	51.2	8.6	89	26.4		172.5		160.3	52.2	1.0	92	19.9		129.9	55.2	5.6	99	25.4		152.0	52.8	5.1	93	8.7	4.1	58.0
Highest		36.0		175.9	55.6	13.7	99	29.3		192.1		190.5	54.8	3.6	100	21.0		146.1	56.6	15.7	100	28.7		163.6	55.4	8.6	97	9.4	5.3	59.3
Lowest		27.1		126.2	49.3	0.2	75	24.0		149.1		139.5	50.4	0.0	80	18.8		120.0	53.8	2.1	95	23.5		135.3	51.2	2.0	86	7.9	3.5	56.3
CV (%)		4.0		6.2	2.4			2.0		4.3		6.4	0.9			7.1		9.8	2.5			4.5		6.7	2.1			4.7	5.9	1.1
LSD (.05%)		1.7		11.1	3.5			0.8		10.4		29.0	0.6			2.0		18.1	3.8			0.8		6.8	0.7			0.6	0.7	1.9

2002 & 2003 Averages		ALPENA					GRAND TRAVERSE							DELTA - LATE					TRIAL AVERAGE					QUALITY		
Brand / Hybrid	RM	%H2O		Bu/A	Twt	%SL	%Std	%H2O	HP	Bu/A	LP	Bu/A	Twt	%SL	%Std	%H2O		Bu/A	Twt	%SL	%Std	%H2O		Bu/A	Twt	%SL	%Std	Prot	Oil	Strch
BAYSIDE 2090	90	29.3	*	165.4	50.9	8.2	91	24.0	*	164.6		157.0	54.9	1.1	96	25.6	*	152.5	51.9	2.6	100	26.3	**	160.8	52.6	4.0	95	9.1	3.7	58.7
BAYSIDE Super 75	75	28.6		153.1	54.3	5.5	95	23.1		148.3		150.6	55.5	0.6	96	25.7	**	153.4	53.9	2.4	100	25.8		151.6	54.6	2.8	97	8.4	4.1	60.2
BAYSIDE Super 86	86	29.2	*	165.0	50.9	8.5	95	23.2	*	168.5	*	166.9	54.5	1.0	93	25.6		139.8	51.9	3.9	99	26.0	*	157.8	52.4	4.5	96	8.7	3.6	59.2
DEKALB DKC35-50 (RR)	85	26.9		152.2	50.5	3.9	93	22.7		158.9		140.4	53.1	1.7	99	24.0	*	146.6	52.8	2.8	98	24.5		152.6	52.1	2.8	97	8.6	4.4	57.8
GREAT LAKES 3945RR	89	28.9		159.3	50.9	6.0	92	23.0	*	165.4	**	169.8	54.5	1.4	94	25.2	*	149.7	51.8	3.8	100	25.7	*	158.1	52.4	3.7	96	8.6	3.6	59.4
TRELAY 2010	85	30.4	**	167.7	51.9	7.2	99	25.6	**	169.9		158.2	54.5	1.5	97	25.2		142.0	52.3	3.7	97	27.1	*	159.9	52.9	4.1	98	8.2	3.9	59.1
Average		28.9		160.5	51.6	6.6	94	23.6		162.6		157.1	54.5	1.2	96	25.2		147.3	52.4	3.2	99	25.8		156.0	52.9	3.6	96	8.6	3.9	59.0
Highest		30.4		167.7	54.3	8.5	99	25.6		169.9		169.8	55.5	1.7	99	25.7		153.4	53.9	3.9	100	27.1		159.9	54.6	4.5	98	9.1	4.4	60.2
Lowest		26.9		152.2	50.5	3.9	91	22.7		148.3		140.4	53.1	0.6	93	24.0		139.8	51.8	2.4	97	24.5		151.6	52.1	2.8	96	8.2	3.6	57.8
CV (%)		1.4		5.4	1.5			0.8		5.4		7.9	0.8			1.6		7.8	1.6			1.3		6.1	1.4			6.4	11.0	4.3
LSD (.05%)		1.1		7.0	0.8			0.7		7.6		10.3	0.5			1.0		8.8	0.8			0.6		4.5	0.4			0.3	0.4	0.8

** Highest Yielding Hybrid

* Not Significantly Different from Highest Yielding Hybrid

2001 - 2003 Averages		ALPENA					GRAND TRAVERSE					DELTA - LATE					TRIAL AVERAGE					QUALITY		
Brand / Hybrid	RM	%H2O	Bu/A	Twt	%SL	%Std	%H2O	HP Bu/A	LP Bu/A	Twt	%SL	%Std	%H2O	Bu/A	Twt	%SL	%Std	%H2O	Bu/A	Twt	%SL	%Std	Prot	Oil	Strch
BAYSIDE Super 75	75	27.8	143.0	53.8	4.3	94							24.6 **	136.7	54.1	2.2	100	26.2 *	139.9	54.0	3.3	97	9.4	4.2	63.3
BAYSIDE Super 86	86	29.2 **	151.8	51.1	6.0	94							24.5 *	131.6	52.8	3.8	100	26.9 **	141.7	52.0	4.9	97	9.8	3.9	61.7
DEKALB DKC39-45	89	30.3	140.4	51.5	5.2	87							23.7	112.6	53.0	3.8	99	27.0	126.5	52.3	4.5	93	9.9	4.4	62.8
GENESIS 3B89RR	89	27.9 *	151.2	51.3	6.9	96							21.7	107.1	53.7	2.4	100	24.8	129.2	52.5	4.7	98	11.0	4.3	61.9
Average		28.8	146.6	51.9	5.6	93							23.6	122.0	53.4	3.0	100	26.2	134.3	52.7	4.3	96	10.0	4.2	62.4
Highest		30.3	151.8	53.8	6.9	96							24.6	136.7	54.1	3.8	100	27.0	141.7	54.0	4.9	98	11.0	4.4	63.3
Lowest		27.8	140.4	51.1	4.3	87							21.7	107.1	52.8	2.2	99	24.8	126.5	52.0	3.3	93	9.4	3.9	61.7
CV (%)		1.4	6.0	1.3									1.7	8.6	1.9			1.4	6.8	1.5			6.3	9.8	3.7
LSD (.05%)		0.8	6.2	0.6									0.9	7.7	0.8			0.5	4.2	0.4			0.3	0.3	0.6

TABLE 3E. - Continued from page 19 HURON, MONTCALM & MASON COUNTY GRAIN TRIALS - EARLY (97 Day and Earlier) ZONE 3

2001 - 2003 Averages		HURON					MONTCALM					MASON					TRIAL AVERAGE					QUALITY		
Brand / Hybrid	RM	%H2O	Bu/A	Twt	%SL	%Std	%H2O	Bu/A	Twt	%SL	%Std	%H2O	Bu/A	Twt	%SL	%Std	%H2O	Bu/A	Twt	%SL	%Std	Prot	Oil	Strch
BAYSIDE 1795	95	20.4	143.5	54.7	5.4	83	23.9	202.6	52.6	5.3	89	25.8	198.6	51.2	2.3	89	23.4	181.8	52.8	4.0	89	8.8	3.9	63.5
BAYSIDE Super 93	93	19.5	156.7	55.3	6.8	95	23.0	202.2	52.7	4.7	96	24.2 *	207.4	51.1	1.6	97	22.2	188.8	53.1	4.2	97	8.5	4.0	63.8
DEKALB DKC39-45	89	20.1	139.3	56.5	8.1	83	23.1	194.8	55.6	3.3	95	23.5	190.3	54.8	1.2	99	22.2	175.2	55.7	4.1	92	8.3	4.5	64.1
DYNAGRO DG-5257	94	19.9 *	167.5	55.1	11.2	97	24.2	212.2	52.9	3.9	97	27.0 **	211.3	50.7	2.4	100	23.7 *	196.8	52.8	5.8	99	9.0	4.1	62.7
NK Brand N2555Bt	90	20.3 *	166.6	57.4	11.0	98	22.4 *	220.5	56.0	1.2	98	24.1	185.6	53.3	5.1	99	22.3	190.5	55.5	5.6	100	8.6	4.4	62.3
NK Brand N3030Bt	93	20.8 **	169.9	56.2	15.6	97	23.4 **	224.8	54.3	2.1	98	24.8	199.0	52.0	9.8	99	23.1 **	197.6	54.2	9.1	100	8.9	4.4	62.0
RENK RK556	97	20.1	154.5	55.3	7.3	95	23.4	212.8	52.9	5.1	96	25.3 *	211.1	51.4	1.1	97	23.0	192.6	53.2	4.4	97	8.8	3.7	63.5
Average		20.2	156.8	55.8	9.3	93	23.3	210.0	53.9	3.7	95	25.0	200.5	52.1	3.4	97	22.8	189.1	53.9	5.3	96	8.7	4.2	63.1
Highest		20.8	169.9	57.4	15.6	98	24.2	224.8	56.0	5.3	98	27.0	211.3	54.8	9.8	100	23.7	197.6	55.7	9.1	100	9.0	4.5	64.1
Lowest		19.5	139.3	54.7	5.4	83	22.4	194.8	52.6	1.2	89	23.5	185.6	50.7	1.1	89	22.2	175.2	52.8	4.0	89	8.3	3.7	62.0
CV (%)		1.0	6.5	1.2			0.7	5.3	0.8			0.8	6.0	0.9			0.9	5.9	1.0			7.5	7.9	3.5
LSD (.05%)		0.6	7.1	0.5			0.5	7.1	0.4			0.6	8.0	0.5			0.3	4.3	0.3			0.3	0.2	0.6

TABLE 3L. - Continued from page 21 HURON, MONTCALM & MASON COUNTY GRAIN TRIALS - LATE (98 Day and Later) ZONE 3

2001 - 2003 Averages		HURON					MONTCALM					MASON					TRIAL AVERAGE					QUALITY		
Brand / Hybrid	RM	%H2O	Bu/A	Twt	%SL	%Std	%H2O	Bu/A	Twt	%SL	%Std	%H2O	Bu/A	Twt	%SL	%Std	%H2O	Bu/A	Twt	%SL	%Std	Prot	Oil	Strch
BAYSIDE 1700	100	22.7	146.0	53.7	3.6	97	26.1	202.4	51.5	1.6	90	27.3	183.3	50.9	0.7	96	25.4	177.2	52.0	2.0	94	9.6	3.9	64.0
BAYSIDE 1899	99	23.3	151.2	54.0	4.7	90	26.3	201.1	51.5	3.4	92	28.6	196.0	50.3	0.8	98	26.1	182.8	51.9	3.0	93	9.4	3.8	62.7
BAYSIDE Super 105	105	24.7 *	163.2	51.9	4.4	89	29.4 *	223.4	50.0	4.3	91	30.8 **	217.8	50.2	16.0	95	28.3 **	201.5	50.7	8.2	92	9.1	4.1	62.8
BROWN 5130	99	24.1	142.5	53.1	4.8	92	27.9	193.9	50.8	2.3	96	28.4	193.9	49.4	1.4	100	26.8	176.8	51.1	2.8	96	9.5	3.9	64.0
GENESIS 2B98RR	98	23.9	147.5	53.8	15.3	86	26.5	194.0	50.0	4.9	92	29.6	189.5	50.8	1.7	96	26.7	177.0	51.5	7.3	92	9.6	4.4	63.2
NK Brand N43-C4	98	20.9 **	167.5	53.5	1.8	91	26.0 **	224.3	50.9	0.9	96	26.9	208.2	50.2	0.6	97	24.6 *	200.0	51.5	1.1	95	9.4	4.2	62.3
NK Brand N45-A6	101	20.6	148.8	54.0	6.3	89	26.2 *	223.9	51.1	1.1	94	26.7 *	212.3	49.9	1.5	96	24.5	195.0	51.7	3.0	93	8.9	5.2	61.9
Average	0	22.9	152.4	53.4	5.8	91	26.9	209.0	50.8	2.6	93	28.3	200.1	50.2	3.2	97	26.0	187.2	51.5	3.9	93	9.3	4.2	63.0
Highest	0	24.7	167.5	54.0	15.3	97	29.4	224.3	51.5	4.9	96	30.8	217.8	50.9	16.0	100	28.3	201.5	52.0	8.2	96	9.6	5.2	64.0
Lowest	0	20.6	142.5	51.9	1.8	86	26.0	193.9	50.0	0.9	90	26.7	183.3	49.4	0.6	95	24.5	176.8	50.7	1.1	92	8.9	3.8	61.9
CV (%)	0	1.2	6.7	1.0	7.4	9	0.9	5.5	1.2	3.0	4	1.1	5.7	0.8	5.3	4	1.1	6.0	1.0	4.5	6	8.7	8.3	3.9
LSD (.05%)	0	0.7	7.3	0.5	3.1	4	0.7	7.3	0.6	1.6	2	0.9	7.8	0.4	2.8	2	0.4	4.4	0.3	1.3	2	0.4	0.2	0.6

** Highest Yielding Hybrid

* Not Significantly Different from Highest Yielding Hybrid

TABLE 5. ALGER & DELTA COUNTY GRAIN TRIALS (89 Day and Earlier) ZONE 5

2003		DELTA - EARLY					ALGER					TRIAL AVERAGE					QUALITY		
Brand / Hybrid	RM	%H2O	Bu/A	Twt	%SL	%Std	%H2O	Bu/A	Twt	%SL	%Std	%H2O	Bu/A	Twt	%SL	%Std	Prot	Oil	Strch
BAYSIDE Super 75	75	20.9	124.6	56.9	3.0	96	33.4	92.7	48.7	7.7	100	27.2	108.7	52.8	5.4	98	8.8	4.1	59.1
BAYSIDE Super 77	77	22.6	108.5	56.1	9.5	97	31.0 *	108.5	46.7	24.6	96	26.8	108.5	51.4	17.1	96	9.0	5.0	58.3
BAYSIDE Super 80	80	19.4	134.7	55.2	8.2	99	35.3 *	113.0	46.5	3.5	100	27.4	123.9	50.9	5.9	99	8.0	4.3	58.5
BAYSIDE Super 82	82	21.9	119.7	53.4	4.0	94	36.8	98.1	47.2	5.7	96	29.4	108.9	50.3	4.9	95	8.4	3.7	59.0
DAIRYLAND STEALTH-1089RR	89	19.2	124.1	54.9	9.2	98	37.5	93.0	45.2	4.7	99	28.4	108.6	50.1	7.0	98	8.9	3.4	58.4
DEKALB DKC35-01 (RR)	85	19.8	129.0	56.1	6.8	100	29.8 *	119.1	47.7	2.0	99	24.8	124.1	51.9	4.4	99	8.8	4.6	56.8
DEKALB DKC35-50 (RR)	85	18.9	120.3	54.1	8.3	97	32.4 *	108.1	45.1	3.7	100	25.7	114.2	49.6	6.0	99	8.9	4.4	57.0
DEKALB DKC39-48 (RR/YGCB)	89	21.8 **	147.9	53.3	4.2	94	36.3 *	104.7	45.6	22.2	89	29.1	126.3	49.5	13.2	92	8.0	4.0	58.2
DYNAGRO 51N39	88	18.5	116.6	53.6	3.9	100	37.7	94.6	45.3	2.1	100	28.1	105.6	49.5	3.0	100	9.0	4.1	57.4
DYNAGRO 51P88	84	19.7 *	147.8	55.2	1.6	99	35.3 **	123.4	46.8	5.5	100	27.5 **	135.6	51.0	3.6	99	9.0	4.0	57.8
NK Brand N09-A4	74	18.8	90.7	56.9	2.8	98	27.9	77.2	48.0	4.5	98	23.4	84.0	52.5	3.7	98	8.9	3.9	59.0
NK Brand N22-T8	87	23.3	125.4	57.7	0.0	99	34.1 *	101.0	49.8	5.6	99	28.7	113.2	53.8	2.8	99	9.1	3.4	59.7
PIONEER 39D82	87	22.4 *	139.8	54.6	0.8	98	32.6 *	112.0	46.5	6.6	99	27.5	125.9	50.6	3.7	99	8.7	4.0	57.6
PIONEER 39M79	85	21.5	130.5	55.3	1.0	100	33.5 *	105.0	47.3	3.3	100	27.5	117.8	51.3	2.2	100	9.7	4.3	55.5
SPANGLER 1104	80	19.7	123.3	54.4	5.6	98	35.7 *	102.1	45.7	2.3	99	27.7	112.7	50.1	4.0	99	8.6	4.0	58.6
SPANGLER 1303	82	19.7	118.8	54.5	4.6	98	36.5	92.4	45.9	6.4	100	28.1	105.6	50.2	5.5	99	8.2	3.3	59.6
UNITY SEEDS 6080A	80	19.4	119.6	55.6	6.5	99	34.3 *	99.5	46.0	3.4	97	26.9	109.6	50.8	5.0	98	8.5	3.4	58.8
VIGORO V28Y31	88	20.9 *	147.5	53.3	2.2	96	38.2 *	106.3	45.3	4.3	97	29.6	126.9	49.3	3.3	97	8.4	4.2	57.6
Average		20.4	126.0	55.1	4.5	98	34.3	102.8	46.6	6.6	98	27.4	114.4	50.8	5.6	98	8.7	4.0	58.1
Highest		23.3	147.9	57.7	9.5	100	38.2	123.4	49.8	24.6	100	29.6	135.6	53.8	17.1	100	9.7	5.0	59.7
Lowest		18.5	90.7	53.3	0.0	94	27.9	77.2	45.1	2.0	89	23.4	84.0	49.3	2.2	92	8.0	3.3	55.5
CV (%)		3.9	6.9	1.6			3.7	8.5	1.1			3.9	7.7	1.4			3.6	6.2	0.9
LSD (.05%)		2.3	12.5	1.3			1.8	24.9	0.7			0.9	7.3	0.6			0.9	0.7	1.6

** Highest Yielding Hybrid

* Not Significantly Different from Highest Yielding Hybrid

2002 & 2003 Averages		DELTA - EARLY					ALGER					TRIAL AVERAGE					QUALITY		
Brand / Hybrid	RM	%H2O	Bu/A	Twt	%SL	%Std	%H2O	Bu/A	Twt	%SL	%Std	%H2O	Bu/A	Twt	%SL	%Std	Prot	Oil	Strch
NK Brand N09-A4	74						29.2	95.5	48.3	3.5	88	29.2	95.5	48.3	3.5	88			
SPANGLER 1303	82						35.7 **	110.1	46.6	5.4	93	35.7 **	110.1	46.6	5.4	93			
Average							32.5	102.8	47.5	4.5	90	32.5	102.8	47.5	4.5	90			
Highest							35.7	110.1	48.3	5.4	93	35.7	110.1	48.3	5.4	93			
Lowest							29.2	95.5	46.6	3.5	88	29.2	95.5	46.6	3.5	88			
CV (%)							1.5	8.3	0.9			1.5	8.3	0.9					
LSD (.05%)							0.9	7.2	0.4			0.9	7.2	0.4					

TABLE B. AGRONOMIC TABLES FOR GRAIN TRIAL LOCATIONS

	COUNTY	PLANTING DATES	HARVEST DATES	PREVIOUS CROP	100 % STAND	AVERAGE STAND	FERTILIZER N - P - K
Zone 1	LENAWEE	May 19	Oct. 30	Soybean	30,096	28,908	189 - 35 - 22
	BRANCH	April 26	Oct. 23	Corn w/ Rye	30,096	30,096	206 - 23 - 14
	CASS	April 26	Oct. 20	Corn	30,096	28,512	185 - 49 - 32
Zone 2	KENT	April 29	Oct. 22	Soybean	28,512	26,136	69 - 33 - 21 + 10 ton manure
	INGHAM	April 28	Oct. 26	Soybean	28,512	27,720	179 - 33 - 171
	SAGINAW & RR	April 27	Oct. 21	Soybean	29,304	28,116	113 - 27 - 17
Zone 3	HURON & RR	May 23	Oct. 24	Soybean	27,720	26,136	208 - 35 - 23
	MONTCALM	May 13	Oct. 31	Wheat / Rye	30,096	26,928	184 - 35 - 122
	MONTCALM RR	May 13	Oct. 31	Rye	30,096	26,532	184 - 35 - 22
	MASON	May 17	Nov. 6	Wheat / Rye	30,096	28,908	109 - 35 - 22
Zone 4	ALPENA	May 9	Oct. 17	Corn	27,720	24,156	149 - 35 - 22
	GRAND TRAVERSE	May 7	Oct. 25	Corn	HP 26,136 LP 20,592	24,156 19,404	60 - 35 - 22 + Bio Solids =171 - 173 - 17
	DELTA	May 15	Nov. 15	Corn	26,136	25,740	154 - 35 - 22
Z5	ALGER	May 15	Nov. 3	Corn	25,344	24,948	130 - 35 - 22

	COUNTY	SOIL TYPE	SOIL TEST	FARM COOPERATOR	LOCATION
Zone 1	LENAWEE	Lenawee Silty Clay loam	pH 6.4 P 57, K 355	Jason Woods	Britton
	BRANCH	Fox Sandy Loam	pH 6.1 P 262, K 175	Remus Riggs	Coldwater
	CASS	Kalamazoo Loam	pH 6.7 P 142, K 495	Dave & Mel Cripe	Cassopolis
Zone 2	KENT	Pewamo & Glynwood Loams	pH 6.8 P 313, K 883	Pleasant Acres Farm Gerald Kayser	Caledonia
	INGHAM	Capac Loam	pH 6.8 P 107, K 255	Jorgensen Farms Jerry Jorgensen & Mike Turner	Williamston
	SAGINAW & RR	Zilwaukee-Misteguay Complex	pH 7.4 P 175, K 748	Kevin Brabrant	St. Charles
Zone 3	HURON & RR	Kilmanagh Loam	pH 6.9 P 133, K 340	Wil-Le Farms William, Ron & Ed McCrea	Bad Axe
	MONTCALM	McBride Sandy Loam	pH 6.4 P 269, K 280	Troy Sackett	Edmore
	MONTCALM RR	Montcalm - McBride Sandy Loam	pH 6.2 P 473, K 345	Montcalm Research Farm, MSU	Entrican
	MASON	Ogemaw Sandy Loam	pH 6.5 P 320, K 464	Robert & August Oshe	Scottville
Zone 4	ALPENA	Onaway Loam	pH 7.6 P 53, K 220	Corby & Fred Werth	Alpena
	GRAND TRAVERSE	Karlin Sandy Loam	pH 6.6 P 298, K 225	Richard Dennett	Buckley
	DELTA	Onaway Fine Sandy Loam	pH 7.2 P 181, K 505	Benny Herioux	Bark River
Z5	ALGER	Eben Very Cobbly Sandy Loam	pH 7.5 P 92, K 260	Upper Peninsula Experiment Station, MSU	Chatham

TABLE 6E. SAGINAW, HURON & MONTCALM COUNTY ROUNDUP READY GRAIN TRIALS - EARLY (97 Day and Earlier) ZONE 2- 3

2003		SAGINAW - ZONE 2					HURON - ZONE 3					MONTCALM - ZONE 3					TRIAL AVERAGE					QUALITY		
Brand / Hybrid	RM	%H2O	Bu/A	Twt	%SL	%Std	%H2O	Bu/A	Twt	%SL	%Std	%H2O	Bu/A	Twt	%SL	%Std	%H2O	Bu/A	Twt	%SL	%Std	Prot	Oil	Strch
BAYSIDE NorthGro NG5072RR	93	19.1	186.1	55.2	2.4	96	22.5	152.0	51.8	1.8	96	26.7	204.3	50.5	1.5	90	22.8	180.8	52.5	1.9	94	7.8	3.6	60.4
BAYSIDE NorthGro NG5545RR	95	20.0	191.7	56.1	1.2	92	24.9	153.1	51.6	3.3	85	27.5	180.3	50.8	0.0	82	24.1	175.0	52.8	1.5	86	8.9	3.5	58.7
DEKALB DKC39-48 (RR/YGCB)	89	20.3	180.3	57.3	1.2	84	22.9	159.1	53.5	1.6	87	23.9	198.3	53.8	0.0	85	22.4	179.2	54.9	0.9	85	7.2	3.2	59.7
DEKALB DKC42-95 (RR/YGCB)	92	21.5	197.6	55.4	0.4	97	22.1	165.7	53.7	1.8	98	24.8	* 229.9	51.5	0.0	97	22.8	197.7	53.5	0.7	98	7.0	3.5	60.1
DEKALB DKC44-46 (RR/YGCB)	94	20.5	* 203.5	55.5	1.8	99	23.3	* 170.0	52.0	0.4	101	27.4	212.6	49.4	1.0	94	23.7	195.4	52.3	1.1	98	6.9	3.9	59.4
DEKALB DKC46-28 (RR)	96	20.9	* 212.4	57.0	1.6	99	23.5	* 177.9	53.6	5.9	99	26.1	* 221.6	50.9	2.2	91	23.5	* 204.0	53.8	3.2	96	6.9	3.7	59.6
DEKALB DKC47-10 (RR/YGCB)	97	21.9	* 207.3	56.6	1.5	99	23.6	* 176.6	53.4	1.1	99	24.9	** 234.3	51.9	0.0	100	23.5	** 206.1	54.0	0.9	99	6.9	3.9	59.5
DYNAGRO 53K98	94	21.0	193.5	55.5	0.7	86	23.3	* 175.2	51.7	2.0	93	25.2	198.5	50.6	0.4	83	23.2	189.1	52.6	1.0	87	7.6	4.3	58.1
DYNAGRO 53P30	92	20.6	188.7	56.9	0.5	87	22.9	158.8	53.9	3.7	94	25.0	211.5	52.8	0.0	79	22.8	186.3	54.5	1.4	87	7.5	4.0	58.2
DYNAGRO 53P76	90	18.7	175.7	57.1	3.3	92	20.6	* 168.9	54.8	0.0	100	24.3	* 216.2	52.2	0.0	95	21.2	186.9	54.7	1.1	96	7.4	3.4	59.9
DYNAGRO 54K11	96	20.0	183.8	55.3	1.0	95	24.7	157.0	50.7	3.3	98	26.5	205.3	50.2	0.8	88	23.7	182.0	52.1	1.7	93	8.3	3.4	59.6
GARST ND876RR	95	21.2	** 213.8	56.4	1.2	98	23.0	* 170.1	52.2	3.7	96	24.7	* 223.3	50.9	0.3	99	23.0	* 202.4	53.2	1.7	98	7.1	4.4	58.2
GENESIS 2B95RR	95	20.6	196.1	55.1	1.9	92	27.8	166.4	50.4	4.9	96	28.1	197.3	49.7	1.1	92	25.5	186.6	51.7	2.6	93	8.1	3.4	59.4
GENESIS 2D93RRYGCB	93	19.4	188.6	58.5	0.2	93	21.0	** 183.6	55.6	0.4	92	23.9	* 221.9	54.1	0.4	92	21.4	198.0	56.1	0.3	92	7.7	3.1	59.7
GENESIS 2D97RRYGCB	97	19.2	194.3	55.9	1.2	90	26.0	* 181.3	51.5	0.4	94	27.6	* 218.0	50.9	0.4	86	24.3	197.9	52.8	0.7	90	8.9	3.4	58.5
GREAT LAKES 4297BtRR	92	19.5	182.6	57.1	0.5	85	21.9	163.4	53.6	0.4	86	24.4	200.0	52.8	0.0	84	21.9	182.0	54.5	0.3	85	7.2	3.8	58.8
RENK RK438RRYGCB	92	21.7	192.9	56.5	0.3	94	21.4	* 179.6	52.9	0.4	95	24.9	* 224.3	53.5	0.4	95	22.7	* 198.9	54.3	0.4	94	7.2	3.8	58.9
VIGORO V30R46	90	19.2	175.1	58.5	1.0	90	21.0	139.4	56.1	2.4	91	22.5	188.9	54.8	1.9	91	20.9	167.8	56.5	1.8	91	8.8	3.1	58.6
Average		20.3	192.4	56.4	1.2	93	23.1	166.6	52.9	2.1	94	25.5	210.4	51.7	0.6	90	23.0	189.8	53.7	1.3	92	7.6	3.6	59.2
Highest		21.9	213.8	58.5	3.3	99	27.8	183.6	56.1	5.9	101	28.1	234.3	54.8	2.2	100	25.5	206.1	56.4	3.1	99	8.9	4.4	60.4
Lowest		18.7	175.1	55.1	0.2	84	20.6	139.4	50.4	0.0	85	22.5	180.3	49.4	0.0	79	20.9	168.0	51.7	0.3	85	6.9	3.1	58.1
CV (%)		5.5	4.1	1.3			5.4	6.1	1.5			2.6	6.4	1.2			4.7	5.7	1.6			4.1	5.8	0.9
LSD (.05%)		1.6	11.5	1.1			1.8	14.7	2.3			1.9	19.6	1.8			0.7	7.3	0.6			0.5	0.3	0.8

2002 & 2003 Averages		SAGINAW - ZONE 2					HURON - ZONE 3					MONTCALM - ZONE 3					TRIAL AVERAGE					QUALITY		
Brand / Hybrid	RM	%H2O	Bu/A	Twt	%SL	%Std	%H2O	Bu/A	Twt	%SL	%Std	%H2O	Bu/A	Twt	%SL	%Std	%H2O	Bu/A	Twt	%SL	%Std	Prot	Oil	Strch
BAYSIDE NorthGro NG5072RR	93	18.3	178.6	55.7	2.6	97	20.9	164.0	53.3	5.3	97	26.4	200.6	50.6	3.3	94	21.9	181.1	53.2	3.7	96			
DEKALB DKC44-46 (RR/YGCB)	94	19.1	** 205.5	55.7	1.1	97	21.3	** 189.6	53.2	4.5	100	27.9	** 226.6	50.5	0.7	95	22.8	** 207.2	53.1	2.1	97			
DEKALB DKC46-28 (RR)	96	20.1	195.0	56.8	1.5	98	21.5	176.9	54.6	5.8	98	26.6	215.3	51.5	5.4	93	22.7	195.7	54.3	4.2	96			
GENESIS 2B95RR	95	19.4	186.9	56.2	3.0	94	23.9	* 186.5	52.8	4.9	98	28.8	191.6	50.4	4.5	92	24.0	188.3	53.1	4.1	95			
Average		19.2	191.5	56.1	2.0	97	21.9	179.2	53.5	5.1	98	27.4	208.5	50.8	3.5	93	22.9	193.1	53.4	3.6	96			
Highest		20.1	205.5	56.8	3.0	98	23.9	189.6	54.6	5.8	100	28.8	226.6	51.5	5.4	95	24.0	207.2	54.3	4.2	97			
Lowest		18.3	178.6	55.7	1.1	94	20.9	164.0	52.8	4.5	97	26.4	191.6	50.4	0.7	92	21.9	181.1	53.1	2.1	95			
CV (%)		0.9	4.9	1.0			1.0	6.9	1.2			1.0	6.4	0.8			1.0	6.1	1.1					
LSD (.05%)		0.8	7.8	0.6			0.8	9.8	0.7			1.0	11.1	0.5			0.5	5.5	0.4					

** Highest Yielding Hybrid

* Not Significantly Different from Highest Yielding Hybrid

TABLE 6L. SAGINAW, HURON & MONTCALM COUNTY ROUNDUP READY GRAIN TRIALS - LATE (98 Day and Later) ZONE 2- 3

2003		SAGINAW - ZONE 2					HURON - ZONE 3					MONTCALM - ZONE 3					TRIAL AVERAGE					QUALITY		
Brand / Hybrid	RM	%H2O	Bu/A	Twt	%SL	%Std	%H2O	Bu/A	Twt	%SL	%Std	%H2O	Bu/A	Twt	%SL	%Std	%H2O	Bu/A	Twt	%SL	%Std	Prot	Oil	Strch
BAYSIDE NorthGro NG5633RR	99	21.4	189.9	53.7	1.7	99	24.2	147.8	49.4	0.8	97	30.2	193.3	48.9	2.8	89	25.3	177.0	50.7	1.8	95	8.5	3.2	59.1
DEKALB DKC53-33 (RR)	103	24.6 *	213.0	53.7	0.7	97	25.8 *	159.8	50.1	3.4	99	29.7 *	207.0	50.1	0.0	97	26.7 *	193.3	51.3	1.4	98	7.6	3.7	59.4
DEKALB DKC53-34 (RR/YGCB)	103	26.2 **	221.6	53.1	1.0	97	26.2 **	163.8	49.8	1.5	98	30.5 **	211.3	49.2	0.2	99	27.6 **	198.9	50.7	0.9	98	7.6	3.9	59.1
DEKALB DKC58-24 (RR/YGCB)	108	29.0 *	209.6	51.0	2.3	98	31.3 *	153.7	49.8	0.6	98	33.8 *	200.9	48.5	0.0	93	31.4	188.1	49.8	1.0	96	9.3	3.8	57.6
DYNAGRO 55K29	103	27.1	192.7	52.7	0.3	97	29.0	151.8	49.6	1.4	95	31.5	185.7	49.3	0.2	84	29.2	176.7	50.5	0.6	92	7.6	3.2	60.7
GARST 8590RR	103	26.1 *	208.1	51.0	0.6	94	28.9 *	153.9	48.9	2.5	89	31.1	195.8	48.9	0.0	97	28.7	185.9	49.6	1.0	93	7.5	3.7	59.3
GENESIS 2B98RR	98	24.4	183.0	53.9	1.1	92	28.8	152.0	51.2	1.5	95	32.4	188.0	50.4	1.0	87	28.5	174.3	51.8	1.2	91	8.6	3.8	58.5
GENESIS 2C02RR	102	27.6	195.8	51.8	1.4	92	30.8	152.3	49.9	2.4	98	33.1	166.5	48.9	0.0	68	30.5	171.5	50.2	1.3	86	8.0	3.3	59.8
GENESIS 2C98MT	98	24.8	187.8	51.0	1.1	87	26.6 *	158.0	49.7	0.4	92	32.4	189.5	47.8	0.1	84	27.9	178.4	49.5	0.5	88	9.1	3.6	57.7
GENESIS 2D03RR	103	26.6 *	208.0	52.1	0.7	90	30.1 *	163.7	50.3	2.8	90	32.1 *	199.5	49.8	0.1	81	29.6	190.4	50.7	1.2	87	8.3	3.2	59.6
GENESIS 2D100RRYGCB	100	26.7	188.4	51.7	0.6	95	27.9 *	158.4	49.8	0.7	96	29.7 *	206.5	49.2	0.0	97	28.1	184.4	50.2	0.4	96	9.0	3.3	57.8
GREAT LAKES 4883BtRR	98	23.7 *	206.9	51.5	0.6	94	24.6	143.3	49.3	0.1	96	30.5 *	203.6	47.9	0.4	95	26.3	184.6	49.6	0.4	95	8.4	3.5	58.8
HIGH CYCLE HC7592Rb	101	25.7 *	209.9	53.2	1.5	98	26.8 *	154.7	51.5	0.7	95	31.2 *	199.2	50.6	0.0	96	27.9	187.9	51.8	0.7	97	8.2	3.3	59.6
HIGH CYCLE HC7694Rb	102	25.2	196.5	51.8	1.1	91	29.1 *	161.2	49.1	1.1	95	32.6	193.9	48.3	0.0	92	29.0	183.9	49.7	0.7	92	8.3	3.5	58.6
LG SEEDS LG2503RR	101	23.8	201.1	52.6	1.3	87	26.9	149.6	50.0	1.6	93	27.3 *	201.5	49.5	2.8	91	26.0	184.1	50.7	1.9	90	9.1	3.2	57.6
Average		25.5	200.8	52.3	1.1	94	27.8	154.9	49.9	1.4	95	31.2	196.1	49.2	0.4	90	28.2	184.0	50.5	1.0	93	8.3	3.5	58.9
Highest		29.0	221.6	53.9	2.3	99	31.3	163.8	51.5	3.4	99	33.8	211.3	50.6	2.8	99	31.4	198.9	51.8	1.9	98	9.3	3.9	60.7
Lowest		21.4	183.0	51.0	0.3	87	24.2	143.3	48.9	0.1	89	27.3	166.5	47.8	0.0	68	25.3	171.5	49.5	0.4	86	7.5	3.2	57.6
CV (%)		5.1	5.2	1.9			4.5	4.8	0.9			4.8	4.7	1.3			5.7	5.5	1.8			4.1	5.5	1.0
LSD (.05%)		1.9	15.2	1.5			1.8	10.8	1.2			2.2	13.3	0.9			1.1	6.9	0.6			1.0	0.3	1.7

2002 & 2003 Averages		SAGINAW - ZONE 2					HURON - ZONE 3					MONTCALM - ZONE 3					TRIAL AVERAGE					QUALITY		
Brand / Hybrid	RM	%H2O	Bu/A	Twt	%SL	%Std	%H2O	Bu/A	Twt	%SL	%Std	%H2O	Bu/A	Twt	%SL	%Std	%H2O	Bu/A	Twt	%SL	%Std	Prot	Oil	Strch
BAYSIDE NorthGro NG5633RR	99	19.7	184.0	55.3	1.2	98	22.2	164.5	52.0	2.6	98	30.2	186.4	48.9	2.2	92	24.0	178.3	52.1	2.0	96			
DEKALB DKC53-33 (RR)	103	22.3	200.8	54.5	1.6	96	23.8	180.3	52.2	6.9	100	29.9 *	213.0	50.2	1.1	96	25.3	198.0	52.3	3.2	97			
DEKALB DKC53-34 (RR/YGCB)	103	23.4 **	213.1	54.2	0.5	97	25.1 **	192.2	52.0	1.3	99	31.8 **	217.7	49.7	0.4	97	26.8 **	207.7	52.0	0.7	98			
GARST 8590RR	103	23.8	199.8	52.8	1.6	94	26.2	180.7	51.8	4.0	92	32.2	198.1	49.2	1.8	95	27.4	192.9	51.3	2.5	94			
GENESIS 2B98RR	98	22.2	179.1	55.1	2.3	93	26.2	176.0	53.0	2.9	97	32.6	189.7	50.4	2.4	87	27.0	181.6	52.8	2.5	92			
GENESIS 2C02RR	102	24.1	192.5	54.0	1.4	94	26.9	174.6	52.2	3.2	97	33.5	177.4	49.2	1.2	80	28.2	181.5	51.8	1.9	90			
GENESIS 2C98MT	98	21.4	191.0	53.2	1.3	93	23.4	181.7	52.1	2.5	96	32.2	200.8	48.0	0.1	90	25.7	191.2	51.1	1.3	93			
GREAT LAKES 4883BtRR	98	20.6	198.1	53.5	0.5	97	22.1	172.7	52.1	2.3	98	30.8 *	209.6	48.3	0.5	97	24.5	193.5	51.3	1.1	97			
Average		22.2	194.8	54.1	1.3	95	24.5	177.8	52.2	3.2	97	31.7	199.1	49.2	1.2	92	26.1	190.6	51.8	1.9	95			
Highest		24.1	213.1	55.3	2.3	98	26.9	192.2	53.0	6.9	100	33.5	217.7	50.4	2.4	97	28.2	207.7	52.8	3.2	98			
Lowest		19.7	179.1	52.8	0.5	93	22.1	164.5	51.8	1.3	92	29.9	177.4	48.0	0.1	80	24.0	178.3	51.1	0.7	90			
CV (%)		1.0	5.1	1.2			1.4	4.5	0.8			1.1	5.9	0.7			1.3	5.6	1.0					
LSD (.05%)		0.9	8.4	0.7			1.1	6.4	0.5			1.1	9.7	0.4			0.7	5.0	0.4					

** Highest Yielding Hybrid

* Not Significantly Different from Highest Yielding Hybrid

HYBRID INDEX FOR GRAIN TRIALS

The 263 hybrids submitted for testing by 32 seed companies (34 brand names) resulted in 362 individual entries in the 2003 Michigan Corn Performance Trials for grain. The map of Michigan (page 7) shows each zone and the locations where the trials were located. Zones 1, 2 and 3 were divided into two maturity groups (disignated early and late) on the basis of the maturity ratings submitted by the companies with results listed in separate tables. Below is a listing of company names, brand names, hybrid numbers, the table designation and an E (early) or L (late) for each hybrid.

Zone 1 Tables 1E/1L	Zone 2 Tables 2E/2L	Zone 3 Tables 3E/3L	Zone 4 Table 4	Zone 5 Table 5	Roundup Trial Tables 6E/6L
Lenawee	Kent	Huron	Alpena	Delta - Early	Saginaw - Zone 2
Branch	Ingham	Montcalm	Grand Traverse	Alger	Huron - Zone 3
Cass	Saginaw	Mason	Delta - Late	Trial Average	Montcalm - Zone 3
Trial Average	Trial Average	Trial Average	Trial Average		Trial Average

AGRIGOLD HYBRIDS

AGRIGOLD A6333Bt	(2L)
AGRIGOLD A6391	(1E,2L)
AGRIGOLD A6395	(1E,2L)
AGRIGOLD A6445	(1L)
AGRIGOLD A6466Bt	(1L)

MONSANTO

ASGROW RX702YG	(1L)

BAYSIDE SEEDS

BAYSIDE 1700	(2E,3L)
BAYSIDE 1795	(2E,3E)
BAYSIDE 1797	(2E)
BAYSIDE 1899	(2E,3L)
BAYSIDE 2090	(5E)
BAYSIDE 2099	(2E,3L)
BAYSIDE 2104	(1E,2L,3L)
BAYSIDE NorthGro NG5072RR	(3E,6E)
BAYSIDE NorthGro NG5545RR	(2E,6E)
BAYSIDE NorthGro NG5633RR	(2E,3L,6L)
BAYSIDE Super 75	(4,5)
BAYSIDE Super 77	(4,5)
BAYSIDE Super 80	(4,5)
BAYSIDE Super 82	(4,5)
BAYSIDE Super 86	(4)
BAYSIDE Super 93	(2E,3E)
BAYSIDE Super 105	(1E,2L,3L)

BECK'S SUPERIOR HYBRIDS

BECK 5125CB*	(1E)
BECK 5166*	(1E)
BECK 5283Bt 1*	(1E)
BECK 5322CB	(1L)
BECK 5538	(1L)

BIO GENE SEEDS

BIO GENE BG940	(2E)
BIO GENE BG991	(2E)
BIO GENE BT1071	(1E)
BIO GENE BG1075	(1E)
BIO GENE BG1111	(1L)
BIO GENE BG1119	(1L)

BLACKLAND GENETICS

BLACKLAND GENETICS BG6111	(3L)

BROWN SEED FARMS, INC

BROWN 4250YGCB	(3E)
BROWN 5130	(3L)
BROWN 5130YGCB	(2E,3L)
BROWN 5345YGCB	(2L)
BROWN 5636	(2E,3L)
BROWN 6079	(2E)
BROWN 6220	(2E)
BROWN 6850YGCB	(2L)
BROWN 7044	(1L)
BROWN 7044YGCB	(1L)

CORN BELT HYBRIDS

CORN BELT C510Bt*	(2E)
CORN BELT C57B8Bt	(2L)
CORN BELT C599*	(1L)
CORN BELT C599Bt*	(1L)

CROW'S HYBRID SEED CORN

CROW'S 1703B	(3E)
CROW'S 2105B	(2E)
CROW'S 4911B	(1L)

DAIRYLAND SEED

DAIRYLAND STEALTH-1089RR	(5)
DAIRYLAND STEALTH-1497	(2E,3E)
DAIRYLAND STEALTH-1503	(3L)
DAIRYLAND STEALTH-1507Bt	(1E)
DAIRYLAND STEALTH-1598	(2E)
DAIRYLAND STEALTH-1606	(1E,2L)
DAIRYLAND STEALTH-1611	(1L)
DAIRYLAND STEALTH-5104	(1E,2L,3L)
DAIRYLAND STEALTH-5497	(2E,3L)

MONSANTO

DEKALB DK440	(3E)
DEKALB DKC35-01 (RR)	(4,5)
DEKALB DKC35-50 (RR)	(4,5)
DEKALB DKC39-45	(3E,4)
DEKALB DKC39-48 (RR/YGCB)	(3E,5,6E)
DEKALB DKC40-57 (YGCB)	(3E,4)
DEKALB DKC42-95 (RR/YGCB)	(3E,6E)
DEKALB DKC44-46 (RR/YGCB)	(3E,6E)
DEKALB DKC46-28 (RR)	(2E,3E,6E)
DEKALB DKC47-10 (RR/YGCB)	(2E,3E,6E)
DEKALB DKC50-18 (YGCB)	(2E,3L)
DEKALB DKC51-43	(1E,2E,3L)

MONSANTO (continued)

DEKALB DKC52-45 (YGCB)	(1E,2L,3L)
DEKALB DKC53-33 (RR)	(1E,2L,6L)
DEKALB DKC53-34 (RR/YGCB)	(2L,6L)
DEKALB DKC57-01	(1E,2L)
DEKALB DKC57-84 (YGCB)	(1E)
DEKALB DKC58-24 (RR/YGCB)	(1L,2L,6L)
DEKALB DKC58-78 (YGCB)	(1L,2L)
DEKALB DKC59-08	(1L)
DEKALB DKC60-09 (RR/YGCB)	(1L)
DEKALB DKC61-42	(1L)

UAP GREAT LAKES

DYNAGRO 51N39	(4,5,6E)
DYNAGRO 51P88	(4,5)
DYNAGRO 53F09	(2E,3E)
DYNAGRO 53F49	(2E,3E)
DYNAGRO 53K98	(3E,6E)
DYNAGRO 53P30	(3E,6E)
DYNAGRO 53P76	(3E,6E)
DYNAGRO 54K11	(3E,6E)
DYNAGRO 55F16	(2E)
DYNAGRO 55K29	(2L,3L,6L)
DYNAGRO 55N37	(2L)
DYNAGRO 56N42	(1L)
DYNAGRO DG-5240Bt	(2E,3E)
DYNAGRO DG-5257	(3E)
DYNAGRO DG-5295Bt	(2E,3L)
DYNAGRO DG-5324Bt	(1L)
DYNAGRO DG-5440	(1E)
DYNAGRO DG-5467	(1L)

GARST SEED COMPANY

GARST 8461	(1E)
GARST 8484Bt/IT	(1L)
GARST 8545	(1E)
GARST 8566YG1	(2L)
GARST 8590IT	(2L)
GARST 8590RR	(2L,6L)
GARST 8787YG1	(2E,3L)
GARST 8880YG1	(3E)
GARST ND795YG1	(3L)
GARST ND876RR	(2E,3E,6E)

GENESIS BRAND SEED

GENESIS 2B95RR	(3E,6E)
GENESIS 2B98RR	(3L,6L)
GENESIS 2C02RR	(2L,3L,6L)
GENESIS 2C05YG	(1E)
GENESIS 2C84RR	(4)
GENESIS 2C90MT	(4)
GENESIS 2C98MT	(3L,6L)
GENESIS 2D03RR	(2L,6L)
GENESIS 2D08CRW	(1L)
GENESIS 2D91RR	(4)
GENESIS 2D92YG	(3E)
GENESIS 2D93RRYGCB	(3E,6E)
GENESIS 2D97RRYGCB	(3E,6E)
GENESIS 2D100RRYGCB	(2E,3L,6L)
GENESIS 3B89RR	(4)
GENESIS 3C02YG	(2L,3L)
GENESIS 3C96YG	(2E,3E)
GENESIS 3C100YG	(2E,3L)
GENESIS 4B100	(2E,3L)

GOLDEN HARVEST / SOMMER BROS. SEED CO.

GOLDEN HARVEST H-7267Bt	(2E,3E)
GOLDEN HARVEST H-7287	(2E,3E)
GOLDEN HARVEST H-7298RR	(2E)
GOLDEN HARVEST H-8249Bt	(3L)
GOLDEN HARVEST H-8562	(1E)
GOLDEN HARVEST H-8618Bt	(1E,2L)
GOLDEN HARVEST H-8906	(1L,2L)
GOLDEN HARVEST H-9148Bt	(1L)
GOLDEN HARVEST Ex38069Bt	(3L)

GREAT LAKES HYBRIDS, INC.

GREAT LAKES 3945RR	(4)
GREAT LAKES 4262RR	(4)
GREAT LAKES 4297BtRR	(3E,6E)
GREAT LAKES 4623Bt	(3E)
GREAT LAKES 4883BtRR	(3L,6L)
GREAT LAKES 5300Bt	(2L,3L)
GREAT LAKES 5377	(2L)
GREAT LAKES 5961	(2L)

GRIES SEED FARMS, INC.

GRIES 4402	(2L)
GRIES 5306	(1E)
GRIES 6310	(1L)

TRELAY SEED COMPANY

HIGH CYCLE HC7242Bt	(4)
HIGH CYCLE HC7301Bt	(4)
HIGH CYCLE HC7454Bt	(3E)
HIGH CYCLE HC7525Bt	(2E)
HIGH CYCLE HC7560Bt	(2L,3L)
HIGH CYCLE HC7592Rb	(3L,3L)
HIGH CYCLE HC7601Bt	(2L)
HIGH CYCLE HC7644Bt	(2L)
HIGH CYCLE HC7694Rb	(2L,3L,6L)
HIGH CYCLE HC7698Rb	(1E)
HIGH CYCLE HC7743Bt	(1L)
HIGH CYCLE HC7748Bt	(1L)
HIGH CYCLE HC7807Bt	(1L)

HYLAND SEEDS

HYLAND SEEDS HLB292	(2E)
HYLAND SEEDS HLB330	(2E)
HYLAND SEEDS HL2368	(2E,3E)
HYLAND SEEDS HL2507	(2E)
HYLAND SEEDS HL2730	(2E)
HYLAND SEEDS HL2744	(2E)

JUNG SEED GENETICS, INC.

JUNG 6432Bt	(3E)
JUNG 6580Bt*	(1E,2L)
JUNG 6545Bt*	(1E,2L)

LEGACY BRAND HYBRIDS, INC.

LEGACY EX385	(1L)
LEGACY EX460	(1E,2L)
LEGACY EX585	(2E)
LEGACY EX590	(2L)
LEGACY EX592	(2L)

LG SEEDS

LG SEEDS LG2355	(4)
LG SEEDS LG2415	(3E)
LG SEEDS LG2463Bt	(2E,3E)
LG SEEDS LG2489	(2E,3L)
LG SEEDS LG2503RR	(2E,3L,6L)
LG SEEDS LG2518	(2L)
LG SEEDS LG2540	(1L)

MIDWEST SEED GENETICS

MIDWEST GENETIC G6963B	(3E)
MIDWEST GENETIC G7221B	(2E)
MIDWEST GENETIC G7716B	(1L)

MYCOGEN SEEDS

MYCOGEN 2K350	(3E)
MYCOGEN 2R426	(3E)
MYCOGEN 2M527	(2L)
MYCOGEN 2652	(1E)
MYCOGEN 2784	(1L)
MYCOGEN 4521Bt	(2L)

NEW CENTURY SEED EXPRESS

NEW CENTURY NC95	(2E)
NEW CENTURY NC106	(1L)
NEW CENTURY NC1101	(2E)
NEW CENTURY NC1107	(1E)
NEW CENTURY NC1109	(1L)

SYNGENTA SEEDS

NK Brand N09-A4	(5)
NK Brand N22-T8*	(3E,5)
NK Brand N2555Bt*	(3E)
NK Brand N3030Bt	(3E)
NK Brand N35-B8*	(3E)
NK Brand N43-C4*	(2E,3L)
NK Brand N45-A6*	(2E,3L)
NK Brand N50-P5*	(1E,2L)
NK Brand N51-Z7*	(1E,2L)
NK Brand N58-D1*	(1E,2L)
NK Brand N59-Q9*	(1E,2L)
NK Brand N65-M7*	(1L)
NK Brand N70-A2*	(1L)
NK Brand N70-T9*	(1L)

PIONEER, A DUPONT COMPANY

PIONEER 34D72	(1L)
PIONEER 34H32	(1L)
PIONEER 34M95	(1L)
PIONEER 35Y55	(1E,2L)
PIONEER 36B08	(1E,2L)
PIONEER 36M28	(2L)
PIONEER 37D25	(2E,3E)
PIONEER 37F16	(2E,3L)
PIONEER 38A25	(2E,3E)
PIONEER 38G60	(3E,4)
PIONEER 38H67	(2E,3L)
PIONEER 38P04	(3E,4)
PIONEER 39D82	(5)
PIONEER 39M79	(5)

RENK SEED COMPANY

RENK RK438RRYGCB*	(3E,6E)
RENK RK488YGCB*	(2E,3E)
RENK RK556*	(2E,3E)
RENK RK569YGCB*	(2E,3L)
RENK RK633YGCB*	(1E,2L)
RENK RK636YGCB*	(2L,3L)
RENK RK645RRYGCB*	(2E,3L)
RENK RK700YGCB*	(1E,2L)
RENK RK705RRYGCB*	(2L)
RENK RK772YGCB*	(1E,2L)
RENK RK789YGCB*	(1L,2L)
RENK RK870YGCB*	(1L)

RUPP SEED, INC.

RUPP XR1609	(2E,3L)
RUPP XR1682	(2L)
RUPP XR1708	(1E)
RUPP XR1744	(1L)
RUPP XR8544RR	(1L)
RUPP XR8619	(2L,3L)
RUPP XR8682	(2L)

SPANGLER SEEDTECH, INC.

SPANGLER 1104	(5)
SPANGLER 1303	(5)

TRELAY SEED COMPANY

TRELAY 2010	(4)
TRELAY 4200	(2E)
TRELAY 5011	(3L)
TRELAY 6400	(2L)
TRELAY 7012	(2L)

UNITY AG DIRECT, INC.

UNITY SEEDS 6080A	(5)

ROYSTER-CLARK, INC.

VIGORO V28Y31	(3E,5)
VIGORO V2940	(3E)
VIGORO V30R46	(3E,6E)
VIGORO V41D37	(3L)
VIGORO V43Y31	(2L,3L)
VIGORO V4530	(1E,2L)
VIGORO V45D37	(1E,2L)
VIGORO V5020	(1L)
VIGORO EX652004	(1L)

WELLMAN SEEDS, INC.

WELLMAN W1661	(1L)

* Hybrid treated with a seed insecticide.

2003
Silage Performance Trials

Introduction

Nine locations (see map) containing 15 silage trials were harvested. The silage index (pg. 46) contains a list of all hybrids planted in the 2003 silage trials.

Yield data for Lenawee and Branch counties are reported in **Tables 7E** and **7L**. Yield data for trials conducted in Ionia, Ingham, and Huron counties are presented in **Tables 8E** and **8L**. **Table 9** reports county data for Alpena, Osceola, and Delta (late). **Table 10** contains data for Delta (early) and Alger counties. Hybrids are reported in alphabetical order in each of the tables. Results are also posted on our Web site:

http://www.css.msu.edu/varietytrials/

Methods

Testing procedures (randomization, replication, planting rates, etc.) for silage evaluation are the same as those utilized for the grain trials. Plots were four rows wide, and the center two rows were harvested for yield and quality.

Silage plots were harvested with a two-row self-propelled forage harvester. Electronic scales mounted on the chopper measured plot weights. Sub samples were collected, (fodder plus grain) weighed, oven dried until weight loss was zero, then weighed again to determine the percent dry matter. The samples were ground using a 1.0 mm screen before conducting quality analysis using NIR (near infrared reflectance).

Silage Analysis

Tables 7E, 7L, 8E, 8L, 9 and 10 provide silage quality data as determined by NIR analysis on freshly dried samples. Data is provided for individual locations and also averaged over multiple locations. Near infrared spectral analysis involves irradiating the ground sample with light in the near infrared spectrum (1,100 to 2,500 nm). The illuminated sample absorbs light proportional to specific chemical and physical properties. The reflected energy is measured and correlated statistically with established forage quality levels. Results of the five quality traits analyzed are presented in the quality tables. The five quality traits are:

1. **IVD= (in vitro) digestible dry matter.** This is a measure of forage digestibility.
2. **ADF=acid detergent fiber.** Acid detergent fiber represents the less digestible portion of the corn forage, containing cellulose, lignin and heat damaged protein. ADF is closely related to the digestibility of forages. Lower ADF implies the forage is more digestible. More mature plant material will contain higher ADF concentrations. A low concentration of ADF is desirable.
3. **NDF=neutral detergent fiber.** This is a measure of the fiber content of the corn forage. It is less digestible than non-fiber constituents of the forage. Forages with high NDF levels have lower energy. NDF is also a measure of potential forage intake. High NDF levels decrease the potential forage intake. Low NDF content is desirable.
4. **CP=crude protein.** Forages are generally supplemented with high protein concentrates such as soybean meal to increase the protein content of ruminant diets. Corn hybrids with high protein levels require less supplementation and therefore result in lower feed costs. High protein content is desirable.

2003 Silage Trial Locations

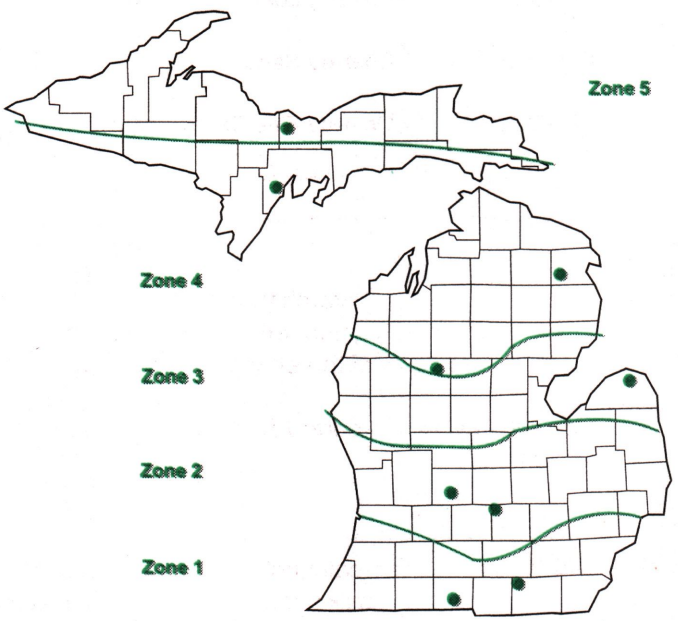

TABLE C. AGRONOMIC TABLES FOR SILAGE TRIAL LOCATIONS

	COUNTY	PLANTING DATES	HARVEST DATES	PREVIOUS CROP	100 % STAND	AVERAGE STAND	FERTILIZER N - P - K
Zone 1	BRANCH	April 26	Sept. 8, 16	Corn w/ Rye	30,096	29,700	206 - 23 - 14
	LENAWEE	May 19	Sept. 19, 29	Soybean	27,720	26,962	149 - 35 - 22
Zone 2	IONIA	May 22	Sept. 24 Oct. 8	Alfalfa	28,512	24,552	265 - 70 - 44
	INGHAM	April 28	Sept. 8, 16	Soybean	28,512	27,324	160 - 33 - 21
	HURON	May 23	Sept. 15	Soybean	27,720	26,928	208 - 35 - 22
Zone 4	ALPENA	May 9	Oct. 2	Corn	27,720	25,344	149 - 35 - 22
	OSCEOLA	May 7	Sept. 24	Corn	23,760	22,572	115 - 35 - 22
	DELTA	May 15	Sept. 25 Oct. 6	Corn	26,136	25,344	154 - 35 - 22
Z5	ALGER	May 15	Oct. 6	Corn	25,344	24,156	130 - 35 - 22

	COUNTY	SOIL TYPE	SOIL TEST	FARM COOPERATOR	LOCATION
Zone 1	BRANCH	Fox Sandy Loam	pH 6.1 P 262, K 175	Remus Riggs	Coldwater
	LENAWEE	Blount Loam	pH 7.3 P 193, K 360	Bakerlad Farms Blaine Baker	Clayton
Zone 2	IONIA	Lapeer Sandy Loam	pH 7.0 P 37, K 160	Clarksville Horticultural Research Station, MSU	Clarksville
	INGHAM	Capac Loam	pH 5.9 P 77, K 416	Crop & Soil Sciences Research Facility, MSU	East Lansing
	HURON	Kilmanagh Loam	pH 6.9 P 133, K 340	Wil-Le Farms William, Ron, & Ed McCrea	Bad Axe
Zone 4	ALPENA	Onaway Loam	pH 7.6 P 53, K 220	Corby & Fred Werth	Alpena
	OSCEOLA	Chelsea Sand	pH 6.3 P 329, K 474	Robert E. Lee	Marion
	DELTA	Onaway Fine Sandy Loam	pH 7.2 P 181, K 505	Benny Herioux	Bark River
Z5	ALGER	Eben Very Cobbly Sandy Loam	pH 7.5 P 92, K 260	Upper Peninsula Experiment Station, MSU	Chatham

5. **STRCH=starch.** Starch from the grain, along with the digestible component of the fiber, accounts for the majority of the energy in corn silage.

Silage quality traits are reported on a dry matter basis (100 percent DM).

MILK2000

New for 2003 is a calculation that estimates MK/T (milk per ton) and MK/A (milk per acre) using the MILK2000 equation (UW-Madison Dairy Science Department). MILK2000 estimates the dry matter intake using the NDF and CWD (cell wall digestibility) parameters of the sample. MILK2000 assumes the weight of the cow is 1,350 lbs. and that it consumes a 30 percent NDF diet. Using National Research Council (NRC, 1989) energy requirements, the estimated intake of energy from corn silage is converted to milk per ton. Milk per acre is then calculated using the estimated values for milk per ton and dry matter yield per acre.

2003		LENAWEE												BRANCH											
Brand / Hybrid	RM	%DM	GT/A		DT/A	%Std	%ivd	%adf	%ndf	%cp	strch	MK/T	MK/A	%DM	GT/A		DT/A	%Std	%ivd	%adf	%ndf	%cp	strch	MK/T	MK/A
BECK 5283Bt 1	107	33.1	25.6	*	8.5	100	83.3	19.2	35.6	7.3	39.3	3613	30711	33.6	24.9	*	8.4	99	82.1	21.5	38.1	7.1	38.3	3529	29602
BECK 5538	110	32.1	25.6		8.2	92	82.8	21.6	39.1	7.0	35.5	3603	29643	35.2	25.0	*	8.8	99	82.3	20.8	37.7	7.0	40.0	3547	31122
CORN BELT C599	109	30.2	26.9		8.1	99	82.1	21.9	39.8	7.3	34.7	3545	28802	31.3	28.1	*	8.8	100	83.2	21.7	39.0	6.9	36.9	3642	31953
CROW'S 4911B	110	31.4	26.1		8.2	99	83.3	20.2	37.1	7.0	35.9	3621	29839	31.2	27.8	*	8.7	98	82.9	20.8	37.5	7.0	39.5	3600	31139
DAIRYLAND STEALTH-1406	106	35.7	22.2		7.9	95	83.4	19.3	35.9	7.1	39.7	3626	28747	38.1	21.5		8.2	97	82.6	19.7	35.7	6.9	42.3	3501	28524
DEKALB DKC60-09 (RR/YGCB)	110	30.5	26.2		8.0	100	82.6	21.3	38.3	7.2	34.9	3580	28557	29.3	27.8		8.1	100	83.3	21.5	38.3	7.5	34.2	3622	29468
DYNAGRO DG-5324Bt	108	30.3	26.3		8.0	98	81.5	22.8	41.0	7.4	32.6	3496	27952	30.7	28.8	*	8.8	99	82.8	22.6	40.4	7.3	35.2	3613	31908
GOLDEN HARVEST H-8618Bt	106	30.6	26.1		8.0	99	83.0	21.1	38.6	7.3	35.0	3615	28816	31.1	26.7		8.3	99	83.7	22.0	39.4	7.2	35.7	3686	30516
MIDWEST GENETIC G7716B	110	32.0	26.7	*	8.5	99	82.4	20.8	38.2	7.4	36.0	3553	30270	30.6	28.1	*	8.6	97	83.1	21.7	38.5	6.9	37.4	3626	31220
NK Brand N58-D1	107	32.4	24.9		8.1	100	83.4	21.0	38.9	7.2	34.1	3654	29515	32.4	26.1	*	8.5	100	84.1	21.0	38.1	6.7	38.5	3719	31430
NK Brand N70-A2	110	30.0	26.0		7.8	95	82.1	23.0	41.1	7.6	31.6	3552	27827	30.5	27.0		8.2	100	81.5	22.9	40.4	7.4	33.5	3493	28653
PIONEER 34M95	110	32.4	27.8	**	9.0	98	83.4	22.5	41.0	7.2	32.0	3673	33114	32.0	27.8	**	8.9	99	84.1	22.2	40.0	6.7	35.3	3738	33253
PIONEER 35Y55	106	30.5	25.8		7.9	100	84.0	20.9	38.1	7.6	35.7	3708	29109	32.0	24.5		7.9	100	84.3	19.7	35.7	7.2	40.1	3712	29192
PIONEER 36M28	103	38.3	22.1	*	8.5	96	83.9	18.9	36.2	7.4	38.8	3637	30808	34.7	21.0		7.3	98	81.8	23.0	41.2	7.3	33.6	3526	25624
RUPP 1XP50	108	33.2	26.4	*	8.8	94	81.4	21.8	39.3	7.3	34.7	3470	30382	32.0	25.3		8.1	94	81.6	22.5	39.7	6.8	35.7	3495	28429
VIGORO V5020	110	30.2	25.0		7.6	98	82.8	21.3	38.4	7.1	35.8	3593	27190	32.4	26.9	*	8.7	100	83.9	21.3	37.9	7.2	37.9	3698	32096
Average		32.1	25.6		8.2	98	82.8	21.1	38.5	7.3	35.4	3596	29455	32.3	26.1		8.4	99	83.0	21.5	38.6	7.1	37.1	3609	30258
Highest		38.3	27.8		9.0	100	84.0	23.0	41.1	7.6	39.7	3708	33114	38.1	28.8		8.9	100	84.3	23.0	41.2	7.5	42.3	3738	33253
Lowest		30.0	22.1		7.6	92	81.4	18.9	35.6	7.0	31.6	3470	27190	29.3	21.0		7.3	94	81.5	19.7	35.7	6.7	33.5	3493	25624
CV (%)		3.9	4.3		5.8	3	1.6	8.4	6.8	3.7	7.9	3	7	5.0	4.8		5.3	2	2.0	8.8	7.3	3.1	8.6	4	7
LSD (.05%)		1.5	1.3		0.6	3	1.5	2.1	3.1	0.3	3.3	124	2394	1.9	1.5		0.5	3	2.0	2.2	3.3	0.3	3.8	160	2591

2002 & 2003 Averages		LENAWEE												BRANCH											
Brand / Hybrid	RM	%DM	GT/A		DT/A	%Std	%ivd	%adf	%ndf	%cp	strch	MK/T	MK/A	%DM	GT/A		DT/A	%Std	%ivd	%adf	%ndf	%cp	strch	MK/T	MK/A
BECK 5283Bt 1	107	39.2	21.2	*	8.0	97	82.5	18.4	34.7	7.1	41.9	3429	26881	36.6	24.5	*	8.9	96	81.5	20.3	37.3	6.9	40.2	3440	29698
CORN BELT C599	109	38.5	22.4	**	8.3	98	82.6	19.0	36.0	7.0	40.7	3422	27389	35.0	26.2	*	9.1	91	82.7	19.3	36.3	6.8	39.9	3559	31292
PIONEER 34M95	110	38.3	22.6	**	8.3	96	83.2	21.0	39.7	6.9	35.6	3574	29006	35.0	26.9	**	9.3	99	82.8	21.3	39.8	6.7	36.5	3627	32904
PIONEER 35Y55	106	37.2	20.5		7.3	93	84.1	19.1	35.9	7.4	39.2	3623	25523	34.2	23.7		8.1	99	83.2	19.5	36.3	7.3	39.7	3636	28476
PIONEER 36M28	103	44.8	18.0		7.8	96	83.5	17.3	34.3	7.3	42.6	3450	26400	39.1	20.7		8.1	97	82.5	19.8	37.2	7.3	38.7	3474	27013
VIGORO V5020	110	37.8	20.9		7.6	98	82.2	20.1	37.1	7.0	39.6	3429	25258	35.3	25.6	*	8.9	100	82.1	21.1	38.3	7.0	38.0	3542	30745
Average		39.3	20.9		7.9	96	83.0	19.1	36.3	7.1	39.9	3488	26743	35.9	24.6		8.7	97	82.5	20.2	37.5	7.0	38.8	3547	30021
Highest		44.8	22.6		8.3	98	84.1	21.0	39.7	7.4	42.6	3623	29006	39.1	26.9		9.3	100	83.2	21.3	39.8	7.3	40.2	3636	32904
Lowest		37.2	18.0		7.3	93	82.2	17.3	34.3	6.9	35.6	3422	25258	34.2	20.7		8.1	91	81.5	19.3	36.3	6.7	36.5	3440	27013
CV (%)		0.0	7.3		3.6	0	0.0	8.3	0.0	0.0	0.1	2	29	0.0	7.2		3.7	0	0.0	9.3	0.1	0.0	0.1	2	34
LSD (.05%)		1.6	1.0		0.4	4	1.0	1.4	2.0	0.2	2.2	91	1592	1.6	1.1		0.5	3	1.3	1.6	2.4	0.2	2.7	98	1990

2001 - 2003 Averages		LENAWEE												BRANCH											
Brand / Hybrid	RM	%DM	GT/A		DT/A	%Std	%ivd	%adf	%ndf	%cp	strch	MK/T	MK/A	%DM	GT/A		DT/A	%Std	%ivd	%adf	%ndf	%cp	strch	MK/T	MK/A
BECK 5283Bt 1	107	39.3	21.3	**	8.2	96		19.8	37.6	7.2				36.4	24.3	**	8.8	97		20.3	37.6	6.9			
VIGORO V5020	110	38.1	20.8		7.6	99		20.6	38.7	7.0				35.1	25.1	*	8.7	100		21.1	39.0	6.8			
Average		38.7	21.0		7.9	97		20.2	38.1	7.1				35.7	24.7		8.8	99		20.7	38.3	6.8			
Highest		39.3	21.3		8.2	99		20.6	38.7	7.2				36.4	25.1		8.8	100		21.1	39.0	6.9			
Lowest		38.1	20.8		7.6	96		19.8	37.6	7.0				35.1	24.3		8.7	97		20.3	37.6	6.8			
CV (%)		0.1	8.6		4.2	0		8.6	0.1	0.0				0.0	6.7		3.5	0		9.1	0.1	0.0			
LSD (.05%)		1.9	1.0		0.4	3		1.2	1.8	0.2				1.2	0.8		0.3	2		1.3	2.0	0.2			

** Highest Yielding Hybrid

* Not Significantly Different from Highest Yielding Hybrid

2003		TRIAL AVERAGE										
Brand / Hybrid	RM	%DM	GT/A	DT/A	%Std	%ivd	%adf	%ndf	%cp	strch	MK/T	MK/A
BECK 5283Bt 1	107	33.4	25.3	8.5	100	82.7	20.4	36.9	7.2	38.8	3571	30157
BECK 5538	110	33.7	25.3	8.5	96	82.6	21.2	38.4	7.0	37.8	3575	30382
CORN BELT C599	109	30.8	27.5	8.5	99	82.7	21.8	39.4	7.1	35.8	3594	30377
CROW'S 4911B	110	31.3	27.0	8.5	98	83.1	20.5	37.3	7.0	37.7	3610	30489
DAIRYLAND STEALTH-1406	106	36.9	21.9	8.1	96	83.0	19.5	35.8	7.0	41.0	3563	28636
DEKALB DKC60-09 (RR/YGCB)	110	29.9	27.0	8.1	100	83.0	21.4	38.3	7.4	34.6	3601	29013
DYNAGRO DG-5324Bt	108	30.5	27.6	8.4	99	82.2	22.7	40.7	7.4	33.9	3555	29930
GOLDEN HARVEST H-8618Bt	106	30.9	26.4	8.2	99	83.4	21.6	39.0	7.3	35.4	3650	29666
MIDWEST GENETIC G7716B	110	31.3	27.4 *	8.6	98	82.8	21.3	38.4	7.2	36.7	3590	30745
NK Brand N58-D1	107	32.4	25.5	8.3	100	83.8	21.0	38.5	7.0	36.3	3687	30473
NK Brand N70-A2	110	30.3	26.5	8.0	97	81.8	23.0	40.8	7.5	32.6	3522	28240
PIONEER 34M95	110	32.2	27.8 **	9.0	98	83.8	22.4	40.5	7.0	33.7	3705	33184
PIONEER 35Y55	106	31.3	25.2	7.9	100	84.2	20.3	36.9	7.4	37.9	3710	29151
PIONEER 36M28	103	36.5	21.6	7.9	97	82.9	21.0	38.7	7.4	36.2	3582	28216
RUPP 1XP50	108	32.6	25.9	8.5	94	81.5	22.2	39.5	7.1	35.2	3483	29406
VIGORO V5020	110	31.3	26.0	8.2	99	83.4	21.3	38.2	7.2	36.9	3645	29643
Average		32.2	25.8	8.3	98	82.9	21.3	38.6	7.2	36.3	3603	29857
Highest		36.9	27.8	9.0	100	84.2	23.0	40.8	7.5	41.0	3710	33184
Lowest		29.9	21.6	7.9	94	81.5	19.5	35.8	7.0	32.6	3483	28216
CV (%)		4.5	4.6	5.5	3	1.8	8.6	7.0	3.4	8.3	3	7
LSD (.05%)		1.2	1.0	0.4	2	1.2	1.5	2.3	0.2	2.5	100	1746

2002 & 2003 Averages		TRIAL AVERAGE										
Brand / Hybrid	RM	%DM	GT/A	DT/A	%Std	%ivd	%adf	%ndf	%cp	strch	MK/T	MK/A
BECK 5283Bt 1	107	37.9	22.9 *	8.5	97	82.0	19.4	36.0	7.0	41.1	3435	28290
CORN BELT C599	109	36.8	24.3 *	8.7	95	82.7	19.2	36.2	6.9	40.3	3491	29341
PIONEER 34M95	110	36.7	24.8 **	8.8	98	83.0	21.2	39.8	6.8	36.1	3600	30955
PIONEER 35Y55	106	35.7	22.1	7.7	96	83.7	19.3	36.1	7.4	39.5	3629	26999
PIONEER 36M28	103	42.0	19.4	8.0	96	83.0	18.6	35.8	7.3	40.7	3462	26707
VIGORO V5020	110	36.6	23.3	8.3	99	82.2	20.6	37.7	7.0	38.8	3486	28001
Average		37.6	22.8	8.3	97	82.7	19.7	36.9	7.1	39.4	3517	28382
Highest		42.0	24.8	8.8	99	83.7	21.2	39.8	7.4	41.1	3629	30955
Lowest		35.7	19.4	7.7	95	82.0	18.6	35.8	6.8	36.1	3435	26707
CV (%)		0.0	7.3	3.7	0	0.0	8.8	0.1	0.0	0.1	2	32
LSD (.05%)		1.1	0.7	0.3	2	0.8	1.1	1.5	0.1	1.8	67	1268

2001 - 2003 Averages		TRIAL AVERAGE										
Brand / Hybrid	RM	%DM	GT/A	DT/A	%Std	%ivd	%adf	%ndf	%cp	strch	MK/T	MK/A
BECK 5283Bt 1	107	37.9	22.8 **	8.5	97		20.1	37.6	7.1			
VIGORO V5020	110	36.6	23.0 *	8.2	99		20.9	38.9	6.9			
Average		37.2	22.9	8.3	98		20.5	38.2	7.0			
Highest		37.9	23.0	8.5	99		20.9	38.9	7.1			
Lowest		36.6	22.8	8.2	97		20.1	37.6	6.9			
CV (%)		0.1	7.6	3.8	0		8.9	0.1	0.0			
LSD (.05%)		1.1	0.6	0.3	2		0.9	1.3	0.2			

** Highest Yielding Hybrid

* Not Significantly Different from Highest Yielding Hybrid

2003		LENAWEE											BRANCH										
Brand / Hybrid	RM	%DM	GT/A	DT/A	%Std	%ivd	%adf	%ndf	%cp	strch	MK/T	MK/A	%DM	GT/A	DT/A	%Std	%ivd	%adf	%ndf	%cp	strch	MK/T	MK/A
CORN BELT C599Bt	110	33.9	25.1	8.5	100	83.5	18.7	34.3	6.9	40.6	3624	30815	36.4	25.0 *	9.1	98	82.3	19.1	35.1	6.3	41.8	3546	32103
DAIRYLAND STEALTH-1514	114	37.9	24.7 *	9.4	92	84.0	18.1	33.9	7.1	40.8	3624	34048	42.1	18.9	8.0	98	82.2	18.9	34.9	6.2	43.9	3390	27001
DAIRYLAND STEALTH-1515	115	32.4	26.1	8.4	99	82.7	20.6	37.6	7.4	35.7	3582	30185	34.0	22.5	7.6	99	80.5	21.1	37.9	6.7	37.7	3424	26043
DAIRYLAND STEALTH-1611	111	34.3	26.4 *	9.1	96	84.0	18.4	34.4	6.9	41.2	3664	33164	39.7	21.5	8.5	98	81.9	19.7	36.2	6.4	42.7	3461	29526
DAIRYLAND STEALTH-6611	113	33.3	25.5	8.5	100	82.2	20.4	37.1	7.0	38.2	3535	29882	39.1	20.4	8.0	100	80.7	21.0	37.6	6.5	41.2	3377	26863
GARST 8222IT	117	30.2	29.4 *	8.9	99	83.7	21.3	39.4	8.2	32.1	3671	32569	30.0	28.8	8.7	99	81.5	21.1	38.5	7.4	37.0	3524	30501
GARST 8362IT	112	32.4	25.4	8.3	98	82.9	20.2	37.1	7.5	36.6	3594	29671	33.5	23.6	7.9	100	81.3	20.7	38.2	7.2	37.2	3499	27645
GOLDEN HARVEST H-2643	115	30.7	26.5	8.1	79	82.8	24.4	44.2	8.0	27.6	3641	29553	34.3	24.6	8.4	97	80.5	23.6	42.3	6.9	34.8	3471	29228
GOLDEN HARVEST H-8906	111	32.9	26.9 *	8.9	98	83.3	19.4	35.8	7.2	39.3	3621	32061	36.3	23.0	8.4	100	79.6	22.7	40.3	6.4	37.7	3357	28057
LG SEEDS LG2585	111	33.9	25.9	8.8	99	82.6	19.9	36.3	6.8	38.7	3565	31214	37.8	23.0	8.7	100	81.6	20.2	36.5	6.4	41.9	3477	30241
LG SEEDS LG2607Bt	112	34.5	25.6 *	8.9	100	83.1	19.7	36.2	7.5	37.9	3608	31952	39.2	20.0	7.8	100	82.8	17.7	33.1	6.9	44.1	3516	27491
NK Brand N82-J6	115	30.9	28.8 *	8.9	99	83.3	19.8	36.8	7.8	37.2	3631	32230	32.1	26.8	8.6	100	80.4	21.6	38.9	6.6	38.5	3430	29516
NK Brand N91-R9	120	26.8	35.9 **	9.6	100	78.4	27.8	48.3	7.9	24.6	3271	31272	28.5	33.4 **	9.5	100	75.8	28.6	49.0	7.2	26.3	3100	29478
PIONEER 33H05	111	30.7	28.6	8.8	99	84.7	18.7	34.3	7.2	39.1	3742	32877	33.7	25.6	8.6	100	81.0	20.9	36.9	6.5	39.8	3460	29768
PIONEER 33J56	113	30.5	28.1	8.6	99	83.2	20.7	38.6	8.3	34.4	3637	31087	34.6	27.1 *	9.4	100	82.6	19.2	35.3	7.0	41.6	3598	33738
RUPP 1XP19	112	30.0	31.8 *	9.5	100	81.9	23.8	42.4	7.5	32.3	3558	33905	31.0	28.1	8.7	100	79.6	24.9	43.6	6.7	32.9	3397	29666
Average		32.2	27.5	8.8	97	82.9	20.7	37.9	7.4	36.0	3598	31655	35.1	24.5	8.5	99	80.9	21.3	38.4	6.7	38.7	3439	29179
Highest		37.9	35.9	9.6	100	84.7	27.8	48.3	8.3	41.2	3742	34048	42.1	33.4	9.5	100	82.8	28.6	49.0	7.4	44.1	3598	33738
Lowest		26.8	24.7	8.1	79	78.4	18.1	33.9	6.8	24.6	3271	29553	28.5	18.9	7.6	97	75.8	17.7	33.1	6.2	26.3	3100	26043
CV (%)		5.3	5.4	6.4	3	1.9	11.3	8.6	3.8	9.1	3	8	5.1	4.4	4.1	2	2.3	10.8	8.6	4.1	9.5	4	6
LSD (.05%)		2.0	1.8	0.7	3	1.9	2.8	3.9	0.3	3.9	132	3033	2.1	1.3	0.4	2	2.2	2.7	3.9	0.3	4.4	161	2202

2002 & 2003 Averages		LENAWEE											BRANCH										
Brand / Hybrid	RM	%DM	GT/A	DT/A	%Std	%ivd	%adf	%ndf	%cp	strch	MK/T	MK/A	%DM	GT/A	DT/A	%Std	%ivd	%adf	%ndf	%cp	strch	MK/T	MK/A
DAIRYLAND STEALTH-1611	111	38.2	22.9 **	8.6	96	83.5	18.1	34.2	6.9	42.2	3547	29663	41.0	23.1	9.4	99	82.8	17.6	33.2	6.5	45.0	3466	31691
GARST 8362IT	112	37.1	21.1	7.6	96	83.2	18.6	35.3	7.4	39.5	3545	26190	36.0	24.4	8.7	98	82.0	19.1	35.6	7.3	39.6	3512	29879
GOLDEN HARVEST H-8906	111	37.7	22.9 *	8.4	96	83.1	19.4	36.2	7.0	39.5	3527	28879	38.5	23.4	9.0	93	81.1	20.2	37.1	6.7	40.1	3409	29683
LG SEEDS LG2585	111	36.5	22.9 *	8.3	98	82.4	20.2	37.2	6.9	38.3	3536	28407	39.0	23.2	9.0	98	82.0	19.0	35.0	6.5	42.7	3469	30312
NK Brand N82-J6	115	35.3	23.7 *	8.1	97	83.0	19.8	37.0	7.5	38.4	3582	28178	35.0	26.8	9.4	97	81.3	20.4	37.6	6.7	39.4	3488	31681
PIONEER 33J56	113	35.1	23.6 *	8.1	98	82.9	20.0	37.6	7.8	36.5	3565	27899	37.7	26.5 **	10.1	99	82.3	19.2	35.4	7.0	41.3	3515	33816
RUPP 1XP19	112	33.7	25.7 *	8.4	93	82.3	23.5	42.1	7.3	33.0	3561	29186	31.9	28.0	8.9	88	79.3	25.0	43.8	7.0	31.9	3381	29220
Average		36.2	23.2	8.2	96	82.9	20.0	37.1	7.3	38.2	3552	28343	37.0	25.1	9.2	96	81.5	20.1	36.8	6.8	40.0	3463	30897
Highest		38.2	25.7	8.6	98	83.5	23.5	42.1	7.8	42.2	3582	29663	41.0	28.0	10.1	99	82.8	25.0	43.8	7.3	45.0	3515	33816
Lowest		33.7	21.1	7.6	93	82.3	18.1	34.2	6.9	33.0	3527	26190	31.9	23.1	8.7	88	79.3	17.6	33.2	6.5	31.9	3381	29220
CV (%)		0.1	8.2	3.8	0	0.0	12.5	0.1	0.0	0.2	2	33	0.0	8.2	3.6	0	0.1	10.3	0.1	0.0	0.1	2	30
LSD (.05%)		2.0	1.2	0.5	4	1.2	2.1	3.0	0.3	3.7	102	1844	1.8	1.2	0.4	3	1.3	1.8	2.5	0.2	2.8	92	1702

2001 - 2003 Averages		LENAWEE											BRANCH										
Brand / Hybrid	RM	%DM	GT/A	DT/A	%Std	%ivd	%adf	%ndf	%cp	strch	MK/T	MK/A	%DM	GT/A	DT/A	%Std	%ivd	%adf	%ndf	%cp	strch	MK/T	MK/A
GARST 8362IT	112	36.4	21.6	7.7	97		20.4	39.0	7.4				36.1	25.0	9.0	97		19.7	36.8	7.3			
LG SEEDS LG2585	111	36.7	22.5 **	8.2	98		21.2	39.7	7.2				40.0	22.8	9.1	98		18.6	34.8	6.3			
PIONEER 33J56	113	34.3	23.5 *	7.9	98		22.3	41.7	8.0				37.7	26.0 **	9.8	99		19.2	35.9	7.0			
Average		35.8	22.5	7.9	97		21.3	40.1	7.5				37.9	24.6	9.3	98		19.2	35.8	6.8			
Highest		36.7	23.5	8.2	98		22.3	41.7	8.0				40.0	26.0	9.8	99		19.7	36.8	7.3			
Lowest		34.3	21.6	7.7	97		20.4	39.0	7.2				36.1	22.8	9.0	97		18.6	34.8	6.3			
CV (%)		0.1	9.0	4.1	0		10.7	0.1	0.0				0.1	8.3	3.6	0		9.8	0.1	0.0			
LSD (.05%)		1.8	1.1	0.4	3		1.5	2.2	0.3				1.5	1.0	0.4	2		1.3	1.9	0.2			

2003		TRIAL AVERAGE										
Brand / Hybrid	RM	%DM	GT/A	DT/A	%Std	%ivd	%adf	%ndf	%cp	strch	MK/T	MK/A
CORN BELT C599Bt	110	35.2	25.1	8.8	99	82.9	18.9	34.7	6.6	41.2	3585	31459
DAIRYLAND STEALTH-1514	114	40.0	21.8	8.7	95	83.1	18.5	34.4	6.7	42.4	3507	30525
DAIRYLAND STEALTH-1515	115	33.2	24.3	8.0	99	81.6	20.9	37.8	7.1	36.7	3503	28114
DAIRYLAND STEALTH-1611	111	37.0	24.0	8.8	97	83.0	19.1	35.3	6.7	42.0	3562	31345
DAIRYLAND STEALTH-6611	113	36.2	23.0	8.3	100	81.5	20.7	37.4	6.8	39.7	3456	28372
GARST 8222IT	117	30.1	29.1	8.8	99	82.6	21.2	39.0	7.8	34.6	3597	31535
GARST 8362IT	112	33.0	24.5	8.1	99	82.1	20.5	37.7	7.4	36.9	3547	28658
GOLDEN HARVEST H-2643	115	32.5	25.6	8.3	88	81.7	24.0	43.3	7.5	31.2	3556	29391
GOLDEN HARVEST H-8906	111	34.6	25.0	8.7	99	81.5	21.1	38.1	6.8	38.5	3489	30059
LG SEEDS LG2585	111	35.9	24.5	8.8	99	82.1	20.1	36.4	6.6	40.3	3521	30727
LG SEEDS LG2607Bt	112	36.9	22.8	8.4	100	83.0	18.7	34.7	7.2	41.0	3562	29721
NK Brand N82-J6	115	31.5	27.8	8.8	99	81.9	20.7	37.9	7.2	37.9	3530	30873
NK Brand N91-R9	120	27.7	34.7 **	9.6	100	77.1	28.2	48.7	7.6	25.5	3186	30375
PIONEER 33H05	111	32.2	27.1	8.7	99	82.9	19.8	35.6	6.9	39.5	3601	31322
PIONEER 33J56	113	32.6	27.6	9.0	100	82.9	20.0	37.0	7.7	38.0	3617	32412
RUPP 1XP19	112	30.5	30.0	9.1	100	80.8	24.4	43.0	7.1	32.6	3477	31786
Average		33.7	26.0	8.7	98	81.9	21.0	38.2	7.1	37.4	3519	30417
Highest		40.0	34.7	9.6	100	83.1	28.2	48.7	7.8	42.4	3617	32412
Lowest		27.7	21.8	8.0	88	77.1	18.5	34.4	6.6	25.5	3186	28114
CV (%)		5.2	5.0	5.4	2	2.1	11.1	8.6	4.0	9.3	4	7
LSD (.05%)		1.4	1.1	0.4	2	1.4	1.9	2.7	0.2	2.9	103	1855

2002 & 2003 Averages		TRIAL AVERAGE										
Brand / Hybrid	RM	%DM	GT/A	DT/A	%Std	%ivd	%adf	%ndf	%cp	strch	MK/T	MK/A
DAIRYLAND STEALTH-1611	111	39.6	23.0 *	9.0	97	83.2	17.9	33.7	6.7	43.6	3506	30677
GARST 8362IT	112	36.6	22.8	8.2	97	82.6	18.9	35.5	7.4	39.6	3528	28034
GOLDEN HARVEST H-8906	111	38.1	23.2	8.7	95	82.1	19.8	36.7	6.9	39.8	3468	29281
LG SEEDS LG2585	111	37.8	23.1	8.7	98	82.2	19.6	36.1	6.7	40.5	3502	29360
NK Brand N82-J6	115	35.2	25.3 *	8.8	97	82.2	20.1	37.3	7.1	38.9	3535	29930
PIONEER 33J56	113	36.4	25.1 **	9.1	99	82.6	19.6	36.5	7.4	38.9	3540	30858
RUPP 1XP19	112	32.8	26.9	8.7	90	80.8	24.3	43.0	7.2	32.5	3471	29203
Average		36.6	24.2	8.7	96	82.2	20.0	37.0	7.0	39.1	3507	29620
Highest		39.6	26.9	9.1	99	83.2	24.3	43.0	7.4	43.6	3540	30858
Lowest		32.8	22.8	8.2	90	80.8	17.9	33.7	6.7	32.5	3468	28034
CV (%)		0.1	8.2	3.7	0	0.0	11.5	0.1	0.0	0.1	2	31
LSD (.05%)		1.3	0.9	0.3	3	0.9	1.4	1.9	0.2	2.3	68	1248

2001 - 2003 Averages		TRIAL AVERAGE										
Brand / Hybrid	RM	%DM	GT/A	DT/A	%Std	%ivd	%adf	%ndf	%cp	strch	MK/T	MK/A
GARST 8362IT	112	36.3	23.3	8.4	97		20.1	37.9	7.4			
LG SEEDS LG2585	111	38.4	22.7 *	8.7	98		19.9	37.3	6.8			
PIONEER 33J56	113	36.0	24.8 **	8.9	98		20.8	38.8	7.5			
Average		36.9	23.6	8.6	98		20.2	38.0	7.2			
Highest		38.4	24.8	8.9	98		20.8	38.8	7.5			
Lowest		36.0	22.7	8.4	97		19.9	37.3	6.8			
CV (%)		0.1	8.7	3.9	0		10.3	0.1	0.0			
LSD (.05%)		1.2	0.7	0.3	2		1.0	1.5	0.2			

2003		IONIA - ZONE 2											INGHAM - ZONE 2										
Brand / Hybrid	RM	%DM	GT/A	DT/A	%Std	%ivd	%adf	%ndf	%cp	strch	MK/T	MK/A	%DM	GT/A	DT/A	%Std	%ivd	%adf	%ndf	%cp	strch	MK/T	MK/A
CROW'S 2192B	101	35.9	24.0 **	8.6	89	84.9	18.7	35.2	7.3	37.7	3735	32037	35.5	19.9	7.0	98	84.5	21.7	39.4	7.1	34.4	3732	25972
DAIRYLAND DST-10427	104	36.6	21.4	7.8	98	84.1	18.3	35.1	7.7	37.5	3662	28646	35.2	19.9	7.0	94	82.5	23.2	40.4	6.6	34.4	3560	24849
DAIRYLAND STEALTH-1598	98	39.0	19.5	7.6	82	85.7	16.5	31.7	7.1	43.1	3727	28419	37.1	21.4 *	7.9	88	83.9	21.0	37.8	6.9	37.6	3636	28723
DEKALB DKC53-34 (RR/YGCB)	103	36.0	22.7 *	8.2	99	84.5	19.5	36.9	7.2	37.4	3730	30519	39.6	18.3	7.2	99	84.4	21.1	39.1	6.5	38.0	3658	26435
DYNAGRO DG-5257	94	38.8	20.6 *	8.0	88	84.2	18.6	35.2	7.2	39.6	3636	29009	36.6	20.9 *	7.7	93	83.2	22.9	40.8	7.0	34.3	3614	27750
DYNAGRO DG-5288LFY	100	33.9	22.9	7.8	94	84.7	19.0	35.8	7.4	36.5	3737	28963	35.9	20.5	7.3	93	85.3	20.7	37.2	7.3	35.4	3773	27610
GARST 8640IT	103	32.7	20.3	6.7	83	85.0	19.1	35.5	7.1	36.5	3743	24896	33.9	20.6	7.0	84	85.4	21.0	37.6	6.9	35.4	3802	26384
GENESIS 2B95RR	95	38.3	21.3 *	8.2	89	83.9	18.5	34.6	6.9	40.2	3601	29345	34.3	19.7	6.7	99	81.9	24.0	42.1	6.8	33.3	3514	23482
GENESIS 3C02YG	102	32.1	26.0 *	8.3	95	82.5	21.9	41.0	7.8	31.5	3582	29732	31.8	22.2	7.0	95	83.5	24.0	42.6	7.1	30.5	3663	25746
HIGH CYCLE HC7694Rb	102	36.2	21.1	7.6	85	84.2	19.1	35.7	7.4	36.1	3680	28044	34.1	22.9 *	7.7	95	84.2	22.0	38.6	6.9	35.2	3685	28457
HYLAND SEEDS HLS058	103	32.1	25.6 *	8.2	89	82.8	22.6	40.8	7.0	30.3	3544	29229	32.1	20.3	6.5	95	83.6	25.6	44.6	6.7	25.7	3552	23086
HYLAND SEEDS HL2507	100	40.5	19.4	7.9	86	85.4	17.1	33.3	7.0	41.0	3676	28904	39.1	19.7 *	7.7	92	84.4	20.7	38.4	7.2	37.2	3661	28102
LG SEEDS LG2513Bt	104	35.5	22.8 *	8.1	87	85.1	18.1	34.3	7.4	38.9	3761	30502	33.0	22.2	7.3	98	82.8	23.5	41.2	6.8	32.8	3589	26203
LG SEEDS LG2518	102	34.9	22.4	7.8	85	85.5	18.5	34.7	6.8	39.7	3810	29830	34.6	21.6 *	7.5	100	84.5	22.7	39.7	6.5	34.6	3735	27818
MIDWEST GENETIC G7221B	101	34.3	24.1 *	8.2	93	83.9	20.3	37.4	7.2	35.3	3680	30300	33.3	23.9 *	8.0	100	83.3	22.9	39.6	7.1	33.2	3621	28893
NK Brand N43-C4	98	37.4	21.3 *	8.0	87	86.1	17.3	33.5	7.0	41.1	3815	30319	38.0	20.4 *	7.7	98	84.1	20.8	37.8	6.8	37.9	3648	28159
PIONEER 36M28	103	36.9	20.5	7.5	82	84.5	18.8	36.0	7.5	37.9	3687	27766	38.4	20.3 *	7.8	96	85.3	20.7	38.4	7.4	36.2	3761	29218
PIONEER 37D03	97	39.2	19.6	7.7	91	85.7	16.1	31.2	6.7	43.4	3724	28583	38.0	19.4	7.3	98	84.6	21.0	37.5	6.5	38.5	3685	26855
PIONEER 38A25	96	40.9	19.5 *	8.0	87	85.9	16.4	32.1	7.0	42.5	3702	29534	39.0	19.6 *	7.6	96	82.8	22.1	40.2	6.9	34.7	3529	26922
PIONEER 38H67	98	39.2	20.0	7.9	87	87.2	15.1	30.1	6.7	44.9	3843	30159	39.0	18.3	7.1	98	84.4	20.6	37.4	6.6	39.0	3654	26079
RENK RK668	103	36.8	22.4 *	8.3	91	84.2	18.6	35.2	6.9	37.9	3661	30203	36.2	22.8 **	8.3	98	83.0	22.3	39.0	6.3	35.2	3576	29583
Average		36.5	21.8	7.9	89	84.8	18.5	35.0	7.1	38.5	3702	29283	35.9	20.7	7.4	96	83.9	22.1	39.5	6.8	34.9	3650	26968
Highest		40.9	26.0	8.6	99	87.2	22.6	41.0	7.8	44.9	3843	32037	39.6	23.9	8.3	100	85.4	25.6	44.6	7.4	39.0	3802	29583
Lowest		32.1	19.4	6.7	82	82.5	15.1	30.1	6.7	30.3	3544	24896	31.8	18.3	6.5	84	81.9	20.6	37.2	6.3	25.7	3514	23086
CV (%)		4.5	4.5	6.1	7	1.6	11.1	8.7	3.9	8.9	3	8	4.2	10.6	9.2	7	1.6	8.5	7.0	4.8	8.6	3	10
LSD (.05%)		2.0	1.2	0.6	7	1.6	2.4	3.6	0.3	4.1	117	2643	1.8	2.6	0.8	7	1.6	2.2	3.3	0.4	3.6	131	3278

** Highest Yielding Hybrid

* Not Significantly Different from Highest Yielding Hybrid

2002 & 2003 Averages		IONIA - ZONE 2											INGHAM - ZONE 2										
Brand / Hybrid	RM	%DM	GT/A	DT/A	%Std	%ivd	%adf	%ndf	%cp	strch	MK/T	MK/A	%DM	GT/A	DT/A	%Std	%ivd	%adf	%ndf	%cp	strch	MK/T	MK/A
DAIRYLAND STEALTH-1598	98	43.1	17.1 *	7.2	89	83.1	17.9	34.3	7.3	43.0	3443	24366	39.2	19.8 **	7.7	90	83.1	19.9	36.7	7.2	40.1	3522	26297
HYLAND SEEDS HLS058	103	33.5	22.4 **	7.5	94	81.6	22.7	41.4	7.0	30.7	3501	25415	33.0	21.2	7.0	93	82.2	24.3	43.2	7.1	29.4	3508	23706
PIONEER 36M28	103	40.3	18.1 *	7.2	91	83.1	19.1	36.5	7.5	40.2	3504	24504	38.9	19.8 **	7.7	95	84.4	20.0	37.7	7.5	38.4	3681	27347
PIONEER 38A25	96	43.4	17.0 *	7.3	93	84.0	17.2	33.6	7.0	44.1	3476	24958	39.2	17.7	6.9	98	81.9	21.9	40.5	7.2	34.9	3464	23412
RENK RK668	103	40.0	18.6 *	7.3	95	82.0	19.6	36.7	7.0	38.6	3430	24572	36.7	21.1 **	7.7	92	82.0	21.3	38.3	6.9	37.0	3496	26281
Average		40.0	18.6	7.3	92	82.8	19.3	36.5	7.2	39.3	3471	24763	37.4	19.9	7.4	93	82.7	21.5	39.2	7.2	36.0	3534	25409
Highest		43.4	22.4	7.5	95	84.0	22.7	41.4	7.5	44.1	3504	25415	39.2	21.2	7.7	98	84.4	24.3	43.2	7.5	40.1	3681	27347
Lowest		33.5	17.0	7.2	89	81.6	17.2	33.6	7.0	30.7	3430	24366	33.0	17.7	6.9	90	81.9	19.9	36.7	6.9	29.4	3464	23412
CV (%)		0.0	6.1	3.2	0	0.0	10.4	0.1	0.0	0.1	2	27	0.0	10.7	3.9	0	0.2	8.5	0.1	0.0	0.2	2	35
LSD (.05%)		1.6	0.8	0.4	4	1.1	1.6	2.4	0.2	2.7	85	1496	1.6	1.5	0.5	5	6.0	1.5	2.3	0.3	3.9	89	1878

2001 - 2003 Averages		IONIA - ZONE 2											INGHAM - ZONE 2										
Brand / Hybrid	RM	%DM	GT/A	DT/A	%Std	%ivd	%adf	%ndf	%cp	strch	MK/T	MK/A	%DM	GT/A	DT/A	%Std	%ivd	%adf	%ndf	%cp	strch	MK/T	MK/A
DAIRYLAND STEALTH-1598	98	41.0	18.7	7.5	92		19.5	37.0	7.3				37.8	20.0	7.5	93		21.8	40.0	6.9			

2003		HURON - ZONE 3											TRIAL AVERAGE										
Brand / Hybrid	RM	%DM	GT/A	DT/A	%Std	%ivd	%adf	%ndf	%cp	strch	MK/T	MK/A	%DM	GT/A	DT/A	%Std	%ivd	%adf	%ndf	%cp	strch	MK/T	MK/A
CROW'S 2192B	101	34.0	19.3	6.5	100	77.8	27.2	48.0	6.5	28.0	3247	21192	35.1	21.1	7.4	96	82.4	22.5	40.9	7.0	33.4	3571	26400
DAIRYLAND DST-10427	104	37.3	18.2	6.8	99	79.8	23.1	42.6	6.9	35.1	3348	22599	36.4	19.8	7.2	97	82.1	21.5	39.4	7.1	35.7	3523	25365
DAIRYLAND STEALTH-1598	98	39.6	17.2	6.8	92	79.6	23.0	41.9	6.9	37.0	3276	22360	38.6	19.4	7.4	87	83.1	20.2	37.1	7.0	39.2	3546	26501
DEKALB DKC53-34 (RR/YGCB)	103	36.7	19.1 *	7.0	99	80.7	23.5	43.5	6.7	35.0	3463	24244	37.4	20.0 *	7.5	99	83.2	21.4	39.8	6.8	36.8	3617	27066
DYNAGRO DG-5257	94	39.1	18.2 *	7.1	99	78.6	24.1	44.0	6.7	34.4	3229	23037	38.2	19.9 *	7.6	93	82.0	21.9	40.0	7.0	36.1	3493	26599
DYNAGRO DG-5288LFY	100	36.4	19.8 *	7.2	97	81.4	22.2	40.8	7.2	35.0	3494	25065	35.4	21.1	7.4	95	83.8	20.6	37.9	7.3	35.6	3668	27213
GARST 8640IT	103	34.7	19.4	6.7	95	80.9	22.7	40.8	6.6	35.1	3460	23270	33.8	20.1	6.8	87	83.8	20.9	38.0	6.9	35.7	3668	24850
GENESIS 2B95RR	95	38.0	18.9 *	7.2	99	80.2	23.1	42.0	6.5	35.9	3378	24228	36.9	20.0	7.4	95	82.0	21.9	39.6	6.7	36.5	3498	25685
GENESIS 3C02YG	102	31.6	21.8	6.9	100	80.8	24.3	44.4	7.1	30.2	3467	23842	31.8	23.3	7.4	96	82.3	23.4	42.7	7.3	30.7	3571	26440
HIGH CYCLE HC7694Rb	102	36.6	20.1 **	7.4	99	82.0	21.4	39.7	6.6	36.9	3559	26145	35.6	21.4 *	7.6	93	83.5	20.8	38.0	7.0	36.1	3641	27549
HYLAND SEEDS HLS058	103	31.2	20.8	6.5	97	79.4	26.8	47.8	6.6	25.5	3344	21746	31.8	22.2	7.1	94	81.9	25.0	44.4	6.8	27.2	3480	24687
HYLAND SEEDS HL2507	100	38.6	18.1 *	7.0	98	81.0	21.1	39.3	6.6	38.7	3416	23813	39.4	19.1 *	7.5	92	83.6	19.6	37.0	6.9	39.0	3584	26940
LG SEEDS LG2513Bt	104	36.7	19.2 *	7.0	100	82.1	21.0	38.5	6.6	39.1	3546	24827	35.1	21.4 *	7.5	95	83.3	20.9	38.0	6.9	36.9	3632	27177
LG SEEDS LG2518	102	36.1	19.0	6.9	98	80.7	23.1	41.7	6.6	35.5	3451	23632	35.2	21.0	7.4	94	83.6	21.4	38.7	6.6	36.6	3666	27093
MIDWEST GENETIC G7221B	101	35.2	20.0 *	7.1	99	81.0	23.2	42.6	6.7	34.4	3491	24620	34.3	22.7 *	7.8	97	82.7	22.1	39.9	7.0	34.3	3597	27938
NK Brand N43-C4	98	37.2	19.2 *	7.1	98	82.2	20.8	38.6	6.8	39.3	3556	25372	37.5	20.3 *	7.6	94	84.1	19.6	36.6	6.9	39.4	3673	27950
PIONEER 36M28	103	39.2	17.6	6.9	97	80.3	22.1	41.0	6.7	37.7	3338	22967	38.2	19.5	7.4	92	83.4	20.5	38.5	7.2	37.3	3595	26650
PIONEER 37D03	97	39.8	17.2	6.9	99	80.1	22.4	41.8	6.8	36.8	3326	22791	39.0	18.7	7.3	96	83.5	19.8	36.8	6.7	39.6	3578	26076
PIONEER 38A25	96	37.6	18.2	6.8	100	81.4	21.2	39.8	7.1	38.5	3444	23511	39.2	19.1 *	7.5	94	83.4	19.9	37.4	7.0	38.6	3558	26656
PIONEER 38H67	98	36.9	18.9 *	7.0	97	81.1	21.8	40.1	6.6	36.9	3467	24094	38.4	19.1	7.3	94	84.2	19.2	35.9	6.6	40.3	3655	26777
RENK RK668	103	38.5	18.8 *	7.2	98	78.4	23.8	43.4	6.7	35.2	3209	23122	37.2	21.3 **	7.9	96	81.9	21.6	39.2	6.6	36.1	3482	27636
Average		36.7	19.0	6.9	98	80.4	22.9	42.0	6.7	35.2	3405	23642	36.4	20.5	7.4	94	83.0	21.2	38.8	6.9	36.2	3586	26631
Highest		39.8	21.8	7.4	100	82.2	27.2	48.0	7.2	39.3	3559	26145	39.4	23.3	7.9	99	84.2	25.0	44.4	7.3	40.3	3673	27950
Lowest		31.2	17.2	6.5	92	77.8	20.8	38.5	6.5	25.5	3209	21192	31.8	18.7	6.8	87	81.9	19.2	35.9	6.6	27.2	3480	24687
CV (%)		4.7	5.5	4.9	2	2.6	11.3	9.0	4.8	11.6	5	7	4.5	7.4	7.0	6	2.0	10.4	8.3	4.5	9.8	3	9
LSD (.05%)		2.1	1.2	0.4	3	2.5	3.1	4.5	0.4	4.8	183	1964	1.1	1.0	0.4	4	1.1	1.5	2.2	0.2	2.4	84	1533

** Highest Yielding Hybrid

* Not Significantly Different from Highest Yielding Hybrid

2002 & 2003 Averages		HURON - ZONE 3											TRIAL AVERAGE										
Brand / Hybrid	RM	%DM	GT/A	DT/A	%Std	%ivd	%adf	%ndf	%cp	strch	MK/T	MK/A	%DM	GT/A	DT/A	%Std	%ivd	%adf	%ndf	%cp	strch	MK/T	MK/A
DAIRYLAND STEALTH-1598	98	41.5	18.8 **	7.8	93	81.1	20.2	37.8	6.6	41.6	3316	24964	41.3	18.6 **	7.6	91	82.4	19.3	36.3	7.0	41.6	3427	25209
HYLAND SEEDS HLS058	103	34.6	22.3 **	7.8	99	80.7	23.8	43.4	6.2	31.5	3432	25701	33.7	22.0 *	7.4	95	81.5	23.6	42.7	6.8	30.5	3481	24941
PIONEER 36M28	103	40.6	19.1 **	7.8	99	81.8	19.9	38.0	6.8	40.0	3415	25614	39.9	19.0 **	7.6	95	83.1	19.7	37.4	7.3	39.5	3533	25822
PIONEER 38A25	96	40.4	18.4	7.4	99	82.4	19.4	37.1	6.8	40.7	3456	24792	41.0	17.7	7.2	97	82.8	19.5	37.1	7.0	39.9	3465	24388
RENK RK668	103	39.4	19.7 **	7.8	90	80.3	21.2	39.4	6.5	38.5	3328	25054	38.7	19.8 **	7.6	92	81.4	20.7	38.1	6.8	38.0	3418	25302
Average		39.3	19.7	7.7	96	81.3	20.9	39.1	6.6	38.5	3390	25225	38.9	19.4	7.5	94	82.2	20.6	38.3	7.0	37.9	3465	25132
Highest		41.5	22.3	7.8	99	82.4	23.8	43.4	6.8	41.6	3456	25701	41.3	22.0	7.6	97	83.1	23.6	42.7	7.3	41.6	3533	25822
Lowest		34.6	18.4	7.4	90	80.3	19.4	37.1	6.2	31.5	3316	24792	33.7	17.7	7.2	91	81.4	19.3	36.3	6.8	30.5	3418	24388
CV (%)		0.0	6.7	2.8	0	0.1	9.8	0.1	0.0	0.1	2	27	0.0	8.2	3.3	0	0.1	9.6	0.1	0.0	0.1	2	30
LSD (.05%)		1.4	0.9	0.3	2	1.4	1.8	2.6	0.3	2.8	101	1347	0.9	0.6	0.2	2	0.7	1.0	1.4	0.1	1.6	53	913

2001 - 2003 Averages		HURON - ZONE 3											TRIAL AVERAGE										
Brand / Hybrid	RM	%DM	GT/A	DT/A	%Std	%ivd	%adf	%ndf	%cp	strch	MK/T	MK/A	%DM	GT/A	DT/A	%Std	%ivd	%adf	%ndf	%cp	strch	MK/T	MK/A
DAIRYLAND STEALTH-1598	98	41.1	19.4	8.0	88		20.7	38.9	6.7				40.0	19.4	7.7	91		20.7	38.6	7.0			

TABLE 8L. IONIA, INGHAM & HURON COUNTY SILAGE TRIALS - LATE (105 Day and Later) ZONE 2

2003		IONIA - ZONE 2												INGHAM - ZONE 2											
Brand / Hybrid	RM	%DM	GT/A		DT/A	%Std	%ivd	%adf	%ndf	%cp	strch	MK/T	MK/A	%DM	GT/A		DT/A	%Std	%ivd	%adf	%ndf	%cp	strch	MK/T	MK/A
BLACKLAND GENETICS BG4395	105	41.7	18.9		7.9	82	79.6	22.0	41.5	7.6	37.5	3258	25419	35.3	19.9	*	7.0	91	81.0	22.0	41.1	7.8	34.5	3465	24211
CORN BELT C599	109	41.0	21.6	*	8.9	92	82.4	17.9	35.1	6.5	45.6	3443	30538	35.0	20.0	*	7.0	100	81.7	22.0	39.7	6.4	37.0	3527	24571
DAIRYLAND Hi DF-4200	108	44.0	18.8		8.3	88	83.7	16.6	33.4	7.4	46.3	3439	28393	39.3	18.1	*	7.1	100	82.2	21.8	40.3	6.6	37.9	3507	24787
DAIRYLAND STEALTH-1606	106	43.5	17.9		7.8	88	84.2	15.3	31.0	6.8	49.8	3468	27050	34.7	19.4		6.7	100	81.2	22.3	39.4	6.3	38.4	3484	23324
DEKALB DKC58-24 (RR/YGCB)	108	43.4	19.0		8.3	98	81.6	18.0	35.5	6.9	45.6	3287	27242	40.2	15.9		6.4	100	81.4	22.2	41.1	6.5	36.8	3418	21727
GOLDEN HARVEST H-8562	106	41.7	19.3		8.1	85	81.7	18.5	36.2	7.5	43.9	3361	27046	38.5	18.2		6.9	95	81.0	22.0	39.5	6.2	39.2	3397	23577
GOLDEN HARVEST H-8618Bt	106	41.9	19.9		8.4	92	81.9	19.5	37.6	7.5	41.2	3403	28373	36.4	19.6	*	7.1	94	80.1	24.4	43.7	6.0	34.1	3412	24253
GOLDEN HARVEST H-8906	111	41.0	20.4		8.4	93	83.7	17.8	34.8	6.8	45.8	3560	29704	37.8	20.3	**	7.6	99	82.8	20.2	37.4	6.8	40.5	3552	26915
GREAT LAKES 5961Bt	111	44.7	19.7	*	8.8	96	83.9	16.6	33.3	6.9	46.9	3443	30257	37.7	18.7	*	7.0	99	83.4	19.9	36.4	6.3	41.1	3587	25019
GREAT LAKES 6148RR	111	42.7	21.9	**	9.4	97	83.6	16.5	33.5	6.7	47.5	3478	32649	34.8	20.2	*	7.0	99	81.2	22.1	40.0	6.7	36.8	3487	24411
GREAT LAKES Quad-5Bt	108	44.7	19.6	*	8.8	96	84.4	16.1	32.3	7.3	47.3	3463	30280	36.5	18.2		6.6	99	81.8	22.3	40.3	6.7	35.8	3534	23448
HIGH CYCLE HC560	110	44.2	19.8	*	8.7	89	82.7	18.4	35.8	7.4	45.1	3374	29447	36.6	20.1	*	7.3	100	80.9	23.4	42.0	6.8	34.7	3451	25275
HIGH CYCLE HC7644Bt	105	45.0	19.8	*	8.9	89	80.4	19.9	37.6	8.0	40.8	3178	28209	35.3	20.4	*	7.2	96	80.2	22.5	40.5	7.1	35.8	3391	24353
HIGH CYCLE HC7698Rb	107	41.7	18.2		7.6	94	82.1	19.6	37.9	7.3	40.2	3435	26105	40.1	16.6		6.6	100	79.8	18.7	38.5	5.9	35.5	3309	21838
HIGH CYCLE HC7796Rb	110	44.3	17.9		7.9	95	83.0	16.8	33.0	6.9	47.1	3362	26625	38.8	18.8	*	7.3	100	81.7	22.0	39.4	6.3	39.3	3470	25343
NK Brand N48-V8	105	44.8	20.7	*	9.3	90	82.5	19.3	37.5	6.7	43.2	3371	31135	38.2	17.4		6.6	100	79.7	24.5	45.4	6.1	30.4	3366	22202
NK Brand N58-D1	107	44.8	20.0	*	9.0	94	84.2	16.2	32.6	6.9	47.5	3452	30960	35.0	19.1		6.7	99	80.5	23.1	41.1	6.5	35.6	3423	22689
NK Brand N59-Q9	106	42.7	19.3		8.2	90	84.1	16.1	32.5	6.7	46.9	3518	28834	37.2	19.7	*	7.2	99	82.2	21.3	38.9	6.2	38.3	3517	25407
PIONEER 34M95	110	41.7	20.9	*	8.7	94	83.2	18.1	36.4	7.1	43.6	3519	30413	39.7	18.8	*	7.3	99	82.0	22.7	42.3	6.3	36.6	3500	25717
PIONEER 35Y55	106	41.7	18.7		7.8	92	84.3	16.7	33.1	7.0	48.0	3570	27940	35.3	18.7		6.6	96	83.8	20.5	37.4	7.1	40.2	3699	24324
RENK RK705RRYGCB	105	47.2	17.5		8.3	87	83.3	15.5	31.6	6.9	48.5	3280	27061	41.7	17.8	*	7.4	99	80.7	21.7	38.9	6.6	39.5	3293	24300
RUPP 1XP50	108	42.1	18.2		7.7	81	80.9	19.7	37.9	7.1	42.8	3313	25275	35.2	21.2	*	7.5	99	78.0	25.6	44.5	6.5	32.0	3229	23997
TRELAY 7012	105	46.3	18.2		8.5	91	83.4	16.7	32.8	7.2	47.4	3328	28130	43.8	15.9		6.9	99	83.9	18.5	34.8	7.1	44.3	3458	23858
VIGORO V49R46	108	43.1	18.8		8.1	97	83.0	16.5	32.3	6.6	48.9	3385	27414	37.0	19.9	*	7.3	98	81.0	21.7	38.5	6.6	39.5	3407	24761
Average		43.3	19.4		8.4	91	82.8	17.7	34.8	7.1	45.3	3404	28521	37.5	18.9		7.0	98	81.3	22.0	40.0	6.5	37.2	3453	24180
Highest		47.2	21.9		9.4	98	84.4	22.0	41.5	8.0	49.8	3570	32649	43.8	21.2		7.6	100	83.9	25.6	45.4	7.8	44.3	3699	26915
Lowest		41.0	17.5		7.6	81	79.6	15.3	31.0	6.5	37.5	3178	25275	34.7	15.9		6.4	91	78.0	18.5	34.8	5.9	30.4	3229	21727
CV (%)		4.7	5.5		7.2	7	2.4	16.5	12.3	4.8	9.4	4	7	6.3	9.9		7.8	2	1.8	13.4	8.8	5.2	8.5	3	9
LSD (.05%)		2.4	1.3		0.7	7	2.3	3.4	5.0	0.4	5.0	169	2289	2.8	2.2		0.6	2	1.7	3.5	4.2	0.4	3.8	129	2599

** Highest Yielding Hybrid

* Not Significantly Different from Highest Yielding Hybrid

TABLE 8L. - Multiple year data continued on page 40.

2003		HURON - ZONE 3											TRIAL AVERAGE										
Brand / Hybrid	RM	%DM	GT/A	DT/A	%Std	%ivd	%adf	%ndf	%cp	strch	MK/T	MK/A	%DM	GT/A	DT/A	%Std	%ivd	%adf	%ndf	%cp	strch	MK/T	MK/A
BLACKLAND GENETICS BG4395	105	32.4	20.7	6.7	92	82.5	22.2	41.5	7.4	32.1	3591	23980	36.5	19.8	7.2	88	81.0	22.1	41.4	7.6	34.7	3438	24537
CORN BELT C599	109	33.2	20.3	6.7	100	80.5	23.6	43.1	6.6	33.6	3427	22986	36.4	20.6 *	7.5	97	81.5	21.2	39.3	6.5	38.7	3466	26032
DAIRYLAND Hi DF-4200	108	36.1	17.9	6.4	98	82.1	23.3	43.9	6.4	33.3	3558	22857	39.8	18.3	7.3	95	82.7	20.6	39.2	6.8	39.2	3501	25346
DAIRYLAND STEALTH-1606	106	34.0	20.0	6.8	99	80.8	23.1	41.8	6.5	35.0	3444	23276	37.4	19.1	7.1	96	82.1	20.2	37.4	6.5	41.1	3465	24550
DEKALB DKC58-24 (RR/YGCB)	108	35.9	19.6	7.0	99	81.2	22.6	41.9	6.5	35.4	3463	24311	39.8	18.2	7.2	99	81.4	20.9	39.5	6.6	39.3	3389	24427
GOLDEN HARVEST H-8562	106	32.5	19.5	6.3	93	78.0	27.5	48.2	6.4	28.6	3240	20509	37.6	19.0	7.1	91	80.2	22.7	41.3	6.7	37.2	3333	23711
GOLDEN HARVEST H-8618Bt	106	32.3	20.8	6.8	98	79.6	27.3	48.9	6.4	25.9	3392	22861	36.9	20.1	7.4	95	80.5	23.7	43.4	6.6	33.7	3402	25162
GOLDEN HARVEST H-8906	111	33.1	20.8	6.9	100	80.3	24.7	45.0	6.9	31.2	3420	23530	37.3	20.5 *	7.6	98	82.3	20.9	39.1	6.8	39.2	3511	26716
GREAT LAKES 5961Bt	111	32.9	20.3	6.7	100	83.3	20.9	38.7	6.7	36.4	3644	24338	38.4	19.6 *	7.5	98	83.5	19.1	36.1	6.6	41.5	3558	26538
GREAT LAKES 6148RR	111	33.1	20.3	6.7	100	82.5	21.8	39.6	6.5	36.3	3582	24019	36.9	20.8 *	7.7	99	82.4	20.1	37.7	6.6	40.2	3516	27026
GREAT LAKES Quad-5Bt	108	34.2	19.5	6.7	98	79.8	24.6	44.3	6.8	32.2	3376	22535	38.5	19.1	7.4	98	82.0	21.0	39.0	6.9	38.4	3458	25421
HIGH CYCLE HC560	110	32.7	19.3	6.3	100	79.1	27.1	48.6	6.5	27.9	3349	21077	37.8	19.7	7.4	96	80.9	23.0	42.1	6.9	35.9	3391	25267
HIGH CYCLE HC7644Bt	105	32.8	19.7	6.4	97	80.0	24.5	43.8	7.5	29.9	3381	21697	37.7	20.0 *	7.5	94	80.2	22.3	40.6	7.5	35.5	3316	24753
HIGH CYCLE HC7698Rb	107	32.7	19.2	6.3	99	82.1	22.9	41.9	6.5	33.5	3558	22330	38.2	18.0	6.8	98	81.3	20.4	39.4	6.6	36.4	3434	23424
HIGH CYCLE HC7796Rb	110	33.9	19.1	6.4	98	80.7	24.9	44.3	6.3	30.9	3452	22179	39.0	18.6	7.2	98	81.8	21.2	38.9	6.5	39.1	3428	24716
NK Brand N48-V8	105	34.4	22.0 **	7.6	100	78.6	27.2	48.8	6.5	27.5	3301	25014	39.1	20.0 **	7.8	97	80.3	23.7	43.9	6.4	33.7	3346	26117
NK Brand N58-D1	107	34.3	19.3	6.6	99	81.5	24.1	43.3	6.6	32.6	3515	23304	38.0	19.5	7.4	97	82.1	21.1	39.0	6.7	38.6	3463	25651
NK Brand N59-Q9	106	33.0	21.0	6.9	98	82.5	21.7	40.4	6.3	32.9	3587	24781	37.6	20.0	7.4	96	82.9	19.7	37.3	6.4	39.4	3541	26341
PIONEER 34M95	110	32.9	21.5	7.1	97	81.1	24.9	45.5	6.6	29.3	3504	24781	38.1	20.4 *	7.7	97	82.1	21.9	41.4	6.7	36.5	3508	26970
PIONEER 35Y55	106	33.9	20.4	6.9	98	83.4	21.0	38.7	6.8	37.6	3654	25113	37.0	19.3	7.1	95	83.8	19.4	36.4	7.0	41.9	3641	25793
RENK RK705RRYGCB	105	34.9	18.6	6.5	98	82.6	20.8	38.4	6.6	37.8	3575	23236	41.3	18.0	7.4	94	82.2	19.3	36.3	6.7	41.9	3382	24866
RUPP 1XP50	108	30.8	19.8	6.1	95	78.9	26.9	47.3	6.2	27.2	3278	20020	36.0	19.7	7.1	92	79.3	24.1	43.2	6.6	34.0	3273	23097
TRELAY 7012	105	36.7	19.0	6.9	99	80.4	24.3	44.2	6.5	32.5	3405	23598	42.3	17.7	7.4	96	82.6	19.8	37.3	6.9	41.4	3397	25195
VIGORO V49R46	108	34.4	17.9	6.2	99	80.9	24.2	43.7	6.1	32.3	3473	21464	38.2	18.9	7.2	98	81.6	20.8	38.2	6.4	40.2	3422	24546
Average		33.6	19.8	6.7	98	80.9	24.0	43.6	6.6	32.2	3465	23075	38.2	19.4	7.4	96	81.7	21.2	39.5	6.7	38.2	3441	25258
Highest		36.7	22.0	7.6	100	83.4	27.5	48.9	7.5	37.8	3654	25113	42.3	20.8	7.8	99	83.8	24.1	43.9	7.6	41.9	3641	27026
Lowest		30.8	17.9	6.1	92	78.0	20.8	38.4	6.1	25.9	3240	20020	36.0	17.7	6.8	88	79.3	19.1	36.1	6.4	33.7	3273	23097
CV (%)		4.6	6.3	4.9	3	1.8	7.6	6.5	5.6	10.4	4	7	5.3	7.4	6.9	4	2	12.3	9.1	5.2	9.5	4	8
LSD (.05%)		1.8	1.5	0.4	3	1.7	2.1	3.3	0.4	4.0	145	1771	1.4	1.0	0.3	3	1.1	1.8	2.4	0.2	2.4	85	1285

** Highest Yielding Hybrid

* Not Significantly Different from Highest Yielding Hybrid

TABLE 8L. - Multiple year data continued on page 41.

2002 & 2003 Averages		IONIA - ZONE 2											INGHAM - ZONE 2										
Brand / Hybrid	RM	%DM	GT/A		DT/A	%Std	%ivd	%adf	%ndf	%cp	strch	MK/T	MK/A	%DM	GT/A		DT/A	%Std	%ivd	%adf	%ndf	%cp	strch	MK/T	MK/A
DAIRYLAND STEALTH-1606	106	42.2	16.4		6.9	94	83.1	17.1	33.3	7.0	47.2	3438	23158	40.4	18.1		7.2	100	82.4	19.4	35.8	6.6	42.4	3428	23861
GOLDEN HARVEST H-8906	111	42.6	18.5	*	7.8	95	83.1	18.0	34.9	6.9	45.2	3464	26345	42.6	19.1	**	8.0	94	83.2	18.1	34.9	6.8	43.4	3460	26611
GREAT LAKES Quad-5Bt	108	43.6	17.9	*	7.8	98	83.4	17.5	33.8	7.3	45.8	3430	26009	42.1	17.3		7.2	99	82.5	19.7	36.8	6.9	40.4	3424	23651
HIGH CYCLE HC560	110	42.4	17.6		7.5	94	82.2	19.3	36.7	7.5	43.0	3398	24688	39.4	19.5	*	7.7	93	82.0	20.9	38.4	7.0	38.4	3459	25515
NK Brand N48-V8	105	42.9	18.6	*	8.0	93	80.8	21.3	40.1	6.7	39.5	3312	25806	40.5	17.6		7.1	94	80.4	22.9	42.5	6.4	33.2	3360	23073
PIONEER 34M95	110	40.4	20.0	**	8.1	96	83.0	19.1	37.5	7.1	41.8	3549	27742	41.9	19.3	**	8.0	98	82.1	21.7	41.0	6.4	37.7	3458	26777
PIONEER 35Y55	106	40.1	18.1		7.3	96	84.4	16.9	32.8	7.2	46.7	3627	25495	39.4	17.9		7.0	91	84.1	18.9	35.5	7.2	42.2	3618	24420
VIGORO V49R46	108	43.2	17.0		7.3	97	82.9	17.1	33.1	6.7	47.4	3385	24051	42.8	17.5		7.2	96	81.8	19.7	36.6	6.7	42.5	3363	23559
Average		42.2	18.0		7.6	95	82.9	18.3	35.3	7.0	44.6	3450	25412	41.1	18.3		7.4	96	82.3	20.2	37.7	6.7	40.0	3446	24683
Highest		43.6	20.0		8.1	98	84.4	21.3	40.1	7.5	47.4	3627	27742	42.8	19.5		8.0	100	84.1	22.9	42.5	7.2	43.4	3618	26777
Lowest		40.1	16.4		6.9	93	80.8	16.9	32.8	6.7	39.5	3312	23158	39.4	17.3		7.0	91	80.4	18.1	34.9	6.4	33.2	3360	23073
CV (%)		0.1	8.2		4.0	0	0.1	13.7	0.1	0.0	0.1	2	32	0.1	12.0		4.4	0	0.1	11.8	0.1	0.0	0.1	2	42
LSD (.05%)		1.8	1.0		0.5	4	1.5	2.0	3.0	0.3	3.1	115	1626	2.1	1.5		0.5	4	1.1	2.1	2.7	0.3	2.6	88	1960

2001 - 2003 Averages		IONIA - ZONE 2											INGHAM - ZONE 2										
Brand / Hybrid	RM	%DM	GT/A		DT/A	%Std	%ivd	%adf	%ndf	%cp	strch	MK/T	MK/A	%DM	GT/A		DT/A	%Std	%ivd	%adf	%ndf	%cp	strch	MK/T	MK/A
DAIRYLAND STEALTH-1606	106	39.1	19.2		7.3	96		18.7	35.9	7.3				38.9	19.5	*	7.5	100		20.3	37.5	6.6			
GOLDEN HARVEST H-8562	106	37.5	21.2	*	7.8	91		20.8	39.5	7.6				38.2	20.2	**	7.7	97		21.9	40.3	6.4			
NK Brand N48-V8	105	40.0	20.4	**	8.0	95		22.5	42.3	7.0				38.8	19.6	*	7.5	96		24.0	44.2	6.4			
NK Brand N59-Q9	106	37.6	21.6	**	8.0	94		18.7	36.4	7.3				37.0	20.7	*	7.6	99		20.9	38.8	6.3			
Average		38.5	20.6		7.8	94		20.2	38.5	7.3				38.2	20.0		7.6	98		21.8	40.2	6.4			
Highest		40.0	21.6		8.0	96		22.5	42.3	7.6				38.9	20.7		7.7	100		24.0	44.2	6.6			
Lowest		37.5	19.2		7.3	91		18.7	35.9	7.0				37.0	19.5		7.5	96		20.3	37.5	6.3			
CV (%)		0.1	8.4		4.0	0		11.9	0.1	0.0				0.1	11.9		4.5	0		10.7	0.1	0.0			
LSD (.05%)		1.3	0.9		0.4	3		1.5	2.2	0.2				1.5	1.3		0.4	3		1.5	2.0	0.3			

** Highest Yielding Hybrid

* Not Significantly Different from Highest Yielding Hybrid

TABLE 8L. Continued from page 39

2002 & 2003 Averages		HURON - ZONE 3											TRIAL AVERAGE										
Brand / Hybrid	RM	%DM	GT/A	DT/A	%Std	%ivd	%adf	%ndf	%cp	strch	MK/T	MK/A	%DM	GT/A	DT/A	%Std	%ivd	%adf	%ndf	%cp	strch	MK/T	MK/A
DAIRYLAND STEALTH-1606	106	40.7	18.8	7.5	100	81.7	19.7	37.0	6.2	42.1	3354	24276	41.1	17.8	7.2	98	82.4	18.7	35.4	6.6	43.9	3406	23765
GOLDEN HARVEST H-8906	111	36.9	21.5	8.0	100	81.6	21.0	39.1	6.3	38.9	3462	26628	40.7	19.7 *	7.9	96	82.6	19.0	36.3	6.7	42.5	3462	26528
GREAT LAKES Quad-5Bt	108	38.4	19.8	7.6	99	80.8	21.5	39.4	6.2	39.0	3363	24704	41.4	18.3	7.5	99	82.2	19.6	36.7	6.8	41.7	3406	24788
HIGH CYCLE HC560	110	36.9	19.9	7.4	96	80.2	23.2	42.3	6.3	35.8	3357	23791	39.6	19.0	7.5	94	81.5	21.1	39.1	6.9	39.1	3405	24665
NK Brand N48-V8	105	38.8	22.3 **	8.6	100	79.4	24.0	44.0	6.0	34.1	3280	27413	40.7	19.5 *	7.9	96	80.2	22.7	42.2	6.4	35.6	3317	25430
PIONEER 34M95	110	37.4	21.8 *	8.2	98	81.1	23.0	42.9	6.0	34.9	3446	27146	39.9	20.4 **	8.1	98	82.1	21.3	40.5	6.5	38.1	3484	27221
PIONEER 35Y55	106	38.1	20.5	7.8	99	82.8	20.0	37.4	6.5	41.0	3537	26465	39.2	18.8	7.4	95	83.8	18.6	35.2	7.0	43.3	3594	25460
VIGORO V49R46	108	40.2	18.3	7.4	100	81.8	20.2	37.8	6.0	40.3	3372	23951	42.1	17.6	7.3	98	82.2	19.0	35.8	6.5	43.4	3373	23853
Average		38.4	20.4	7.8	99	81.2	21.5	40.0	6.2	38.2	3397	25547	40.6	18.9	7.6	97	82.1	20.0	37.7	6.7	41.0	3431	25214
Highest		40.7	22.3	8.6	100	82.8	24.0	44.0	6.5	42.1	3537	27413	42.1	20.4	8.1	99	83.8	22.7	42.2	7.0	43.9	3594	27221
Lowest		36.9	18.3	7.4	96	79.4	19.7	37.0	6.0	34.1	3280	23791	39.2	17.6	7.2	94	80.2	18.6	35.2	6.4	35.6	3317	23765
CV (%)		0.1	8.5	3.3	0	0.1	8.2	0.1	0.0	0.1	2	32	0.1	9.9	4.1	0	0.1	11.1	0.1	0.0	0.1	2	35
LSD (.05%)		1.7	1.2	0.4	2	1.1	1.5	2.3	0.3	2.6	88	1487	1.1	0.7	0.3	2	0.7	1.1	1.5	0.2	1.6	56	979

2001 - 2003 Averages		HURON - ZONE 3											TRIAL AVERAGE										
Brand / Hybrid	RM	%DM	GT/A	DT/A	%Std	%ivd	%adf	%ndf	%cp	strch	MK/T	MK/A	%DM	GT/A	DT/A	%Std	%ivd	%adf	%ndf	%cp	strch	MK/T	MK/A
DAIRYLAND STEALTH-1606	106	39.4	21.3	8.2	90		18.7	36.2	6.6				39.1	20.0	7.7	95		19.2	36.5	6.8			
GOLDEN HARVEST H-8562	106	33.7	23.1	7.8	78		22.7	41.8	6.9				36.5	21.5	7.8	89		21.8	40.5	7.0			
NK Brand N48-V8	105	38.0	24.0 **	9.0	82		22.3	42.1	6.3				38.9	21.3 **	8.2	91		22.9	42.9	6.6			
NK Brand N59-Q9	106	34.0	22.1	7.5	88		20.7	34.7	6.6				36.2	21.5	7.7	94		20.1	36.6	6.7			
Average		36.3	22.6	8.1	85		21.1	38.7	6.6				37.7	21.1	7.8	92		21.0	39.1	6.8			
Highest		39.4	24.0	9.0	90		22.7	42.1	6.9				39.1	21.5	8.2	95		22.9	42.9	7.0			
Lowest		33.7	21.3	7.5	78		18.7	34.7	6.3				36.2	20.0	7.7	89		19.2	36.5	6.6			
CV (%)		0.1	10.4	4.3	0		8.1	0.1	0.0				0.1	10.5	4.4	0		10.2	0.1	0.0			
LSD (.05%)		1.3	1.2	0.4	7		1.2	4.0	0.2				0.8	0.6	0.2	3		0.8	1.2	0.1			

** Highest Yielding Hybrid

* Not Significantly Different from Highest Yielding Hybrid

TABLE 9. ALPENA, OSCEOLA & DELTA COUNTY SILAGE TRIALS (103 Day and Earlier) ZONE 4

2003		ALPENA											OSCEOLA										
Brand / Hybrid	RM	%DM	GT/A		DT/A	%Std	%ivd	%adf	%ndf	%cp	strch	MK/T	MK/A	%DM	GT/A		DT/A	%Std	%ivd	%adf	%ndf	%cp	strch	MK/T	MK/A
BAYSIDE 2090	90	40.2	19.2		7.7	94	82.6	19.1	36.6	7.9	41.7	3464	26713	31.6	22.8		7.2	95	84.7	19.4	37.5	8.3	36.3	3720	26794
BAYSIDE NorthGro NG5072RR	93	39.4	20.7	*	8.1	94	81.7	20.3	37.9	7.1	40.4	3428	27850	31.1	25.7	*	8.0	93	84.3	19.4	37.7	8.0	36.0	3679	29250
BAYSIDE Super 93	93	39.6	19.3		7.7	96	80.7	20.6	38.6	7.2	40.2	3335	25687	29.2	24.3		7.1	95	83.0	21.7	41.5	8.3	32.2	3592	25525
DAIRYLAND STEALTH-1089RR	89	37.8	19.7		7.5	88	82.5	19.9	37.9	7.8	39.1	3548	26456	29.9	24.8		7.4	99	83.3	21.2	40.2	8.6	33.7	3606	26801
DEKALB DKC44-46 (RR/YGCB)	94	36.6	22.2	*	8.1	93	85.2	17.7	34.1	6.9	43.4	3785	30793	28.6	27.9	*	8.0	100	85.0	20.2	38.8	7.9	35.3	3758	29989
DYNAGRO 51N39	88	38.1	19.1		7.2	95	81.7	20.1	37.4	7.5	40.4	3422	24660	30.5	23.7		7.2	100	82.9	21.1	39.4	8.1	33.5	3564	25773
GENESIS 2D93RRYGCB	93	38.7	21.2	*	8.2	93	84.9	17.2	33.5	7.0	43.4	3701	30260	27.9	25.8		7.2	95	84.7	20.8	40.1	8.3	33.3	3740	26827
GREAT LAKES 4297BtRR	92	35.9	20.6		7.4	83	85.4	18.0	35.1	7.3	40.9	3809	28097	28.8	26.9		7.8	95	85.9	20.7	39.0	7.4	34.5	3847	29914
GREAT LAKES 4979	99	33.4	24.8	*	8.3	95	82.8	22.0	40.8	7.3	33.5	3625	29994	28.0	27.6		7.7	95	83.0	23.6	44.3	7.7	28.3	3618	27905
HYLAND SEEDS HL2368	90	37.2	23.2	**	8.6	94	84.3	18.8	35.9	6.9	40.7	3688	31699	29.7	25.5		7.6	100	86.3	19.4	37.2	7.5	35.4	3864	29387
LG SEEDS LG2407Bt	92	36.8	23.2	*	8.5	92	84.6	18.4	35.1	7.0	41.6	3712	31474	29.7	24.5		7.3	99	86.5	18.3	35.5	7.2	39.4	3878	28106
LG SEEDS LG2415	92	36.1	21.5		7.8	78	80.8	22.9	42.3	8.0	34.8	3446	26698	29.4	27.5	*	8.1	82	83.8	21.5	40.3	8.3	33.3	3663	29617
NK Brand N33-H6	100	35.8	21.8		7.8	97	79.5	23.2	41.4	7.7	36.0	3330	26117	27.7	30.8	**	8.5	98	83.6	22.1	41.0	8.4	31.1	3643	31003
PIONEER 36M28	103	35.2	22.2		7.8	84	82.1	22.3	41.3	7.2	34.9	3572	28028	28.2	26.5		7.4	92	83.3	23.7	43.9	8.4	28.2	3627	26931
PIONEER 37D03	97	38.8	21.2	*	8.2	94	82.7	19.5	37.2	7.0	41.3	3528	28764	30.2	26.0		7.8	95	84.7	19.9	38.6	7.9	35.7	3730	29216
PIONEER 38A25	96	36.2	22.3	*	8.0	92	82.4	20.6	39.0	7.2	37.9	3567	28588	31.9	23.2		7.4	97	85.4	19.8	37.9	7.8	34.5	3773	27846
PIONEER 38G60	90	43.5	18.0		7.8	97	82.5	18.4	35.2	7.2	43.8	3337	26114	33.1	23.1		7.6	100	84.7	19.1	36.2	7.8	36.9	3710	28307
PIONEER 38H67	98	34.3	22.6		7.8	91	84.2	20.0	37.8	7.1	38.3	3735	28980	29.3	25.2		7.4	95	87.3	18.4	35.5	7.8	36.1	3936	29157
Average		37.4	21.3		7.9	92	82.8	19.9	37.6	7.3	39.6	3557	28165	29.7	25.6		7.6	96	84.6	20.6	39.1	8.0	34.1	3719	28241
Highest		43.5	24.8		8.6	97	85.4	23.2	42.3	8.0	43.8	3809	31699	33.1	30.8		8.5	100	87.3	23.7	44.3	8.6	39.4	3936	31003
Lowest		33.4	18.0		7.2	78	79.5	17.2	33.5	6.9	33.5	3330	24660	27.7	22.8		7.1	82	82.9	18.3	35.5	7.2	28.2	3564	25525
CV (%)		5.7	5.5		6.0	6	2.2	11.3	8.5	2.7	8.7	4	8	4.4	5.9		6.5	5	1.8	8.4	6.6	4.5	8.1	3	8
LSD (.05%)		2.5	1.4		0.6	6	2.1	2.7	3.8	0.2	4.1	150	2657	1.6	1.8		0.6	5	1.8	2.0	3.0	0.4	3.3	148	2702

** Highest Yielding Hybrid

* Not Significantly Different from Highest Yielding Hybrid

2002 & 2003 Averages		ALPENA											OSCEOLA										
Brand / Hybrid	RM	%DM	GT/A		DT/A	%Std	%ivd	%adf	%ndf	%cp	strch	MK/T	MK/A	%DM	GT/A		DT/A	%Std	%ivd	%adf	%ndf	%cp	strch	MK/T	MK/A
BAYSIDE NorthGro NG5072RR	93	43.1	20.0	*	8.6	97	78.7	21.8	39.7	7.1	40.5	3123	25810	36.8	22.1	**	7.9	97	84.2	18.2	35.3	7.6	40.7	3598	27636
GREAT LAKES 4979	99	34.6	25.2	**	8.7	97	80.8	22.2	40.4	7.4	34.9	3478	29252	32.5	24.0	*	7.6	97	83.1	21.3	40.0	7.5	34.5	3619	26666
PIONEER 38A25	96	39.1	22.3	**	8.7	96	80.4	21.4	40.0	7.0	38.4	3366	28189	37.2	21.0	*	7.7	98	84.5	18.6	36.0	7.3	39.7	3633	26931
Average		38.9	22.5		8.7	97	79.9	11.1	40.0	7.2	0.1	3323	27751	35.5	22.3		7.7	97	83.9	19.4	37.1	7.4	38.3	3617	27078
Highest		43.1	25.2		8.7	97	80.8	1.9	40.4	7.4	2.9	3478	29252	37.2	24.0		7.9	98	84.5	21.3	40.0	7.6	40.7	3633	27636
Lowest		34.6	20.0		8.6	96	78.7	21.8	39.7	7.0	37.9	3123	25810	32.5	21.0		7.6	97	83.1	18.2	35.3	7.3	34.5	3598	26666
CV (%)		0.0	7.1		3.3	0	0.1	22.2	0.1	0.0	40.5	2	30	0.0	8.2		3.9	0	0.0	8.6	0.0	0.0	0.1	2	31
LSD (.05%)		1.8	1.0		0.4	4	1.5	21.4	2.7	0.2	34.9	107	1714	1.5	1.2		0.4	3	1.1	1.4	2.1	0.3	2.2	87	1767

2003		DELTA - LATE											TRIAL AVERAGE										
Brand / Hybrid	RM	%DM	GT/A	DT/A	%Std	%ivd	%adf	%ndf	%cp	strch	MK/T	MK/A	%DM	GT/A	DT/A	%Std	%ivd	%adf	%ndf	%cp	strch	MK/T	MK/A
BAYSIDE 2090	90	49.8	13.0	6.5	98	84.5	15.4	31.8	8.1	50.7	3353	21732	40.5	18.3	7.1	96	83.9	18.0	35.3	8.1	42.9	3512	25079
BAYSIDE NorthGro NG5072RR	93	45.1	15.0	6.7	99	83.4	16.6	33.1	7.3	48.7	3364	22628	38.5	20.5	7.6	95	83.1	18.8	36.2	7.5	41.7	3490	26576
BAYSIDE Super 93	93	45.1	14.8	6.7	98	83.9	16.1	32.7	7.3	48.2	3422	22754	38.0	19.5	7.2	96	82.5	19.5	37.6	7.6	40.2	3450	24655
DAIRYLAND STEALTH-1089RR	89	47.6	14.6	7.0	99	84.2	15.0	31.4	8.2	50.8	3326	23156	38.4	19.7	7.3	95	83.3	18.7	36.5	8.2	41.2	3493	25471
DEKALB DKC44-46 (RR/YGCB)	94	44.3	17.0 *	7.5	99	85.3	15.5	32.0	6.6	49.8	3562	26649	36.5	22.4 *	7.9	97	85.2	17.8	35.0	7.1	42.8	3702	29143
DYNAGRO 51N39	88	50.3	12.1	6.1	100	83.7	14.4	29.6	8.4	53.4	3218	19508	39.6	18.3	6.8	98	82.8	18.5	35.5	8.0	42.4	3401	23314
GENESIS 2D93RRYGCB	93	49.0	15.3 *	7.4	93	87.0	12.0	26.1	7.0	55.9	3545	26243	38.5	20.8	7.6	94	85.5	16.7	33.2	7.4	44.2	3662	27777
GREAT LAKES 4297BtRR	92	47.6	16.0 *	7.5	93	86.4	13.4	28.9	7.0	52.6	3564	26783	37.4	21.2	7.6	90	85.9	17.4	34.3	7.2	42.7	3740	28265
GREAT LAKES 4979	99	38.4	18.4	7.0	99	82.4	18.7	36.2	7.7	43.6	3533	24771	33.3	23.6 *	7.7	96	82.7	21.4	40.4	7.6	35.1	3592	27557
HYLAND SEEDS HL2368	90	46.3	16.3 *	7.5	97	85.8	13.9	29.4	7.0	52.3	3539	26374	37.7	21.7 *	7.9	97	85.5	17.4	34.2	7.1	42.8	3697	29153
LG SEEDS LG2407Bt	92	43.7	17.5 *	7.7	97	85.2	15.2	30.9	7.1	50.3	3553	27176	36.7	21.7 *	7.8	96	85.4	17.3	33.8	7.1	43.8	3714	28919
LG SEEDS LG2415	92	50.7	13.3	6.7	94	84.9	15.0	30.7	7.8	51.5	3383	23247	38.7	20.8	7.5	85	83.2	19.8	37.8	8.0	39.9	3497	26521
NK Brand N33-H6	100	41.4	19.0 **	7.8	97	83.4	16.8	33.1	7.8	47.2	3494	27320	35.0	23.9 *	8.0	97	82.2	20.7	38.5	8.0	38.1	3489	28147
PIONEER 36M28	103	44.5	15.0	6.7	95	85.0	14.8	31.0	7.9	48.7	3514	23344	36.0	21.2	7.3	90	83.5	20.3	38.7	7.8	37.3	3571	26101
PIONEER 37D03	97	47.8	15.3 *	7.3	99	84.2	15.2	30.8	7.4	51.3	3331	24162	38.9	20.8 *	7.8	96	83.9	18.2	35.5	7.4	42.8	3530	27381
PIONEER 38A25	96	46.9	15.4 *	7.2	99	86.2	12.9	28.2	7.3	53.0	3510	25285	38.3	20.3	7.5	96	84.7	17.8	35.0	7.4	41.8	3617	27240
PIONEER 38G60	90	51.8	13.1	6.7	99	83.6	15.5	31.1	7.6	51.9	3295	21988	42.8	18.1	7.4	99	83.6	17.7	34.2	7.5	44.2	3447	25470
PIONEER 38H67	98	47.6	14.4	6.8	99	87.3	11.5	26.0	7.2	56.2	3551	24206	37.1	20.7	7.3	95	86.3	16.6	33.1	7.4	43.5	3741	27447
Average		46.5	15.3	7.0	97	84.8	14.9	30.7	7.5	50.9	3448	24296	37.9	20.7	7.5	95	84.1	18.5	35.8	7.6	41.5	3575	26901
Highest		51.8	19.0	7.8	100	87.3	18.7	36.2	8.4	56.2	3564	27320	42.8	23.9	8.0	99	86.3	21.4	40.4	8.2	44.2	3741	29153
Lowest		38.4	12.1	6.1	93	82.4	11.5	26.0	6.6	43.6	3218	19508	33.3	18.1	6.8	85	82.2	16.6	33.1	7.1	35.1	3401	23314
CV (%)		5.5	8.6	6.7	3	1.8	14.4	10.0	4.5	6.2	3	7	5.5	6.5	6.4	5	1.9	11.1	8.3	4.1	7.5	3	8
LSD (.05%)		3.1	1.6	0.6	3	1.8	2.5	3.6	0.4	3.7	117	2126	1.4	0.9	0.3	3	1.1	1.4	2.0	0.2	2.1	79	1431

** Highest Yielding Hybrid

* Not Significantly Different from Highest Yielding Hybrid

2002 & 2003 Averages		DELTA - LATE											TRIAL AVERAGE										
Brand / Hybrid	RM	%DM	GT/A	DT/A	%Std	%ivd	%adf	%ndf	%cp	strch	MK/T	MK/A	%DM	GT/A	DT/A	%Std	%ivd	%adf	%ndf	%cp	strch	MK/T	MK/A
BAYSIDE NorthGro NG5072RR	93	40.5	18.0	7.1	95	80.2	20.4	38.4	7.3	41.1	3273	23336	40.1	20.0 *	7.9	96	81.0	20.1	37.8	7.3	40.8	3331	25594
GREAT LAKES 4979	99	36.4	21.2 *	7.6	99	80.6	20.8	39.0	7.5	39.1	3421	26001	34.5	23.5 **	8.0	98	81.5	21.4	39.8	7.5	36.2	3506	27306
PIONEER 38A25	96	41.8	19.0 **	7.7	99	83.1	16.9	33.6	7.1	46.0	3444	26645	39.4	20.8 **	8.0	98	82.7	19.0	36.5	7.1	41.4	3481	27255
Average		39.5	19.4	7.5	98	81.3	19.4	37.0	7.3	42.1	3379	25328	38.0	21.4	8.0	97	81.7	20.2	38.0	7.3	39.4	3440	26719
Highest		41.8	21.2	7.7	99	83.1	20.8	39.0	7.5	46.0	3444	26645	40.1	23.5	8.0	98	82.7	21.4	39.8	7.5	41.4	3506	27306
Lowest		36.4	18.0	7.1	95	80.2	16.9	33.6	7.1	39.1	3273	23336	34.5	20.0	7.9	96	81.0	19.0	36.5	7.1	36.2	3331	25594
CV (%)		0.1	11.8	4.9	0	0.1	14.2	0.1	0.0	0.1	2	35	0.1	8.7	3.9	0	0.1	11.1	0.1	0.0	0.1	2	32
LSD (.05%)		2.2	1.3	0.5	3	1.6	1.9	2.8	0.4	3.1	107	1803	1.1	0.6	0.2	2	0.8	1.0	1.5	0.2	1.6	58	1012

TABLE 10. ALGER & DELTA COUNTY SILAGE TRIALS (97 Day and Earlier) ZONE 5

2003		ALGER											DELTA - EARLY										
Brand / Hybrid	RM	%DM	GT/A	DT/A	%Std	%ivd	%adf	%ndf	%cp	strch	MK/T	MK/A	%DM	GT/A	DT/A	%Std	%ivd	%adf	%ndf	%cp	strch	MK/T	MK/A
BAYSIDE Super 77	77	40.7	11.8	4.8	94	83.0	17.5	35.2	9.0	44.3	3488	16820	37.1	17.1	6.3	94	81.4	22.0	42.4	7.9	33.2	3451	21827
BAYSIDE Super 82	82	35.4	12.9	4.6	95	81.4	20.7	40.8	7.9	40.9	3520	16182	35.5	16.9	6.0	89	83.6	19.2	37.9	7.2	38.3	3656	21852
BAYSIDE Super 86	86	37.5	14.6 **	5.5	98	79.8	20.9	40.4	8.6	40.5	3337	18185	36.8	18.3 *	6.7	96	82.9	19.6	38.6	7.5	37.7	3586	23933
DEKALB DKC39-48 (RR/YGCB)	89	32.0	16.3 *	5.2	88	81.7	20.5	40.4	8.1	38.1	3540	18485	30.7	20.4	6.3	91	82.9	21.5	41.2	7.6	34.3	3627	22685
DYNAGRO 51N39	88	33.5	15.0	5.0	99	79.6	21.6	40.8	8.8	38.4	3343	16817	36.2	17.3	6.3	99	80.9	21.3	40.4	7.4	37.3	3415	21436
DYNAGRO 51P88	84	35.3	15.1 *	5.3	99	80.2	20.0	38.6	8.2	41.0	3378	17985	37.5	16.9	6.4	98	83.5	18.0	35.2	7.6	41.4	3587	22790
MYCOGEN F227	90	30.0	14.2	4.3	97	83.7	21.1	43.6	8.4	35.5	3742	15912	34.3	18.3	6.2	99	86.5	17.7	36.8	7.2	39.9	3921	24207
MYCOGEN TMF2202	84	30.3	15.1	4.6	89	81.7	21.0	42.2	9.3	33.7	3543	16127	31.6	19.2	6.1	91	83.3	20.3	40.6	9.2	32.6	3648	22210
NK Brand N3030Bt	93	30.7	16.8 *	5.2	100	80.7	23.1	43.9	7.6	34.6	3480	17971	33.3	21.2 **	7.1	96	84.7	18.9	36.3	7.1	39.5	3749	26412
PIONEER 37D03	97	31.7	16.4 *	5.2	100	81.0	22.2	43.0	8.4	36.1	3492	17993	37.3	17.5 *	6.6	96	85.4	17.4	35.1	7.4	42.0	3781	24782
PIONEER 37F16	98	31.1	16.2	5.0	98	80.7	21.8	41.9	8.7	37.6	3454	17356	33.7	20.9 *	7.0	96	82.9	21.0	39.5	7.4	36.2	3606	25375
PIONEER 39D82	87	40.5	12.6 *	5.1	98	83.4	16.3	33.2	8.1	47.7	3493	17906	39.6	17.4 *	6.9	100	85.1	17.1	34.5	7.4	41.5	3684	25200
SPANGLER LFT17	87	34.1	15.3 *	5.2	97	76.9	25.6	48.0	9.1	28.9	3162	16431	35.4	17.5	6.2	100	81.9	21.4	41.6	8.4	30.6	3522	21850
SPANGLER LFT19	89	33.5	15.6 *	5.2	100	77.5	26.3	50.3	8.8	27.9	3237	16931	34.1	18.1	6.1	98	82.6	21.1	41.6	8.2	33.1	3597	22025
SPANGLER 1104	80	36.9	13.6	5.0	98	80.6	21.0	41.0	8.1	39.2	3432	17145	38.9	16.7	6.5	97	81.8	19.8	38.0	7.5	38.4	3423	22065
SPANGLER 1303	82	34.7	14.8 *	5.1	98	78.4	22.7	43.4	8.4	36.4	3258	16708	38.4	17.8 *	6.8	99	82.8	19.1	37.8	7.7	38.7	3529	23902
VIGORO V30R46	90	37.1	13.7 *	5.1	95	79.6	20.9	40.6	8.8	38.7	3339	17018	36.9	17.3	6.4	96	82.1	20.1	39.7	8.1	36.4	3516	22295
WOLF RIVER VALLEY 2390L	90	35.9	14.1 *	5.1	97	80.6	20.4	39.9	8.9	38.8	3420	17275	36.5	16.7	6.1	96	83.8	18.6	37.0	8.2	36.8	3656	22406
Average		34.5	14.7	5.0	97	80.6	21.3	41.5	8.5	37.7	3425	17180	35.8	18.1	6.4	96	83.2	19.7	38.6	7.7	37.1	3609	23181
Highest		40.7	16.8	5.5	100	83.7	26.3	50.3	9.3	47.7	3742	18485	39.6	21.2	7.1	100	86.5	22.0	42.4	9.2	42.0	3921	26412
Lowest		30.0	11.8	4.3	88	76.9	16.3	33.2	7.6	27.9	3162	15912	30.7	16.7	6.0	89	80.9	17.1	34.5	7.1	30.6	3415	21436
CV (%)		4.0	6.8	6.8	3	2.0	9.0	7.0	4.7	9.0	4	8	6.3	6.8	6.1	4	2.0	10.1	7.9	4.7	9.2	4	8
LSD (.05%)		1.6	1.2	0.4	3	1.9	2.3	3.4	0.5	4.0	148	1720	2.7	1.5	0.5	5	1.9	2.4	3.6	0.4	4.0	159	2109

** Highest Yielding Hybrid

* Not Significantly Different from Highest Yielding Hybrid

2002 & 2003 Averages		ALGER											DELTA - EARLY										
Brand / Hybrid	RM	%DM	GT/A	DT/A	%Std	%ivd	%adf	%ndf	%cp	strch	MK/T	MK/A	%DM	GT/A	DT/A	%Std	%ivd	%adf	%ndf	%cp	strch	MK/T	MK/A
BAYSIDE Super 86	86	35.8	17.0	6.0	98	78.5	21.9	41.2	8.1	38.1	3268	19001	34.2	19.4	6.6	85	81.0	20.3	38.5	7.6	39.4	3459	22734

2003		TRIAL AVERAGE										
Brand / Hybrid	RM	%DM	GT/A	DT/A	%Std	%ivd	%adf	%ndf	%cp	strch	MK/T	MK/A
BAYSIDE Super 77	77	38.9	14.5	5.6	94	82.2	19.8	38.8	8.5	38.8	3469	19323
BAYSIDE Super 82	82	35.5	14.9	5.3	92	82.5	20.0	39.4	7.6	39.6	3588	19017
BAYSIDE Super 86	86	37.2	16.5 *	6.1	97	81.4	20.3	39.5	8.1	39.1	3462	21059
DEKALB DKC39-48 (RR/YGCB)	89	31.4	18.4	5.8	90	82.3	21.0	40.8	7.9	36.2	3583	20585
DYNAGRO 51N39	88	34.9	16.2	5.7	99	80.3	21.5	40.6	8.1	37.9	3379	19126
DYNAGRO 51P88	84	36.4	16.0 *	5.9	98	81.9	19.0	36.9	7.9	41.2	3482	20388
MYCOGEN F227	80	32.2	16.3	5.3	98	85.1	19.4	40.2	7.8	37.7	3832	20059
MYCOGEN TMF2202	84	31.0	17.2	5.4	90	82.5	20.7	41.4	9.3	33.2	3596	19168
NK Brand N3030Bt	93	32.0	19.0 **	6.2	98	82.7	21.0	40.1	7.4	37.1	3615	22192
PIONEER 37D03	97	34.5	17.0 *	5.9	98	83.2	19.8	39.1	7.9	39.1	3637	21387
PIONEER 37F16	98	32.4	18.6 *	6.0	97	81.8	21.4	40.7	8.1	36.9	3530	21366
PIONEER 39D82	87	40.1	15.0 *	6.0	99	84.3	16.7	33.9	7.8	44.6	3589	21553
SPANGLER LFT17	87	34.8	16.4	5.7	98	79.4	23.5	44.8	8.8	29.8	3342	19141
SPANGLER LFT19	89	33.8	16.9	5.7	99	80.1	23.7	46.0	8.5	30.5	3417	19478
SPANGLER 1104	80	37.9	15.2	5.8	97	81.2	20.4	39.5	7.8	38.8	3428	19605
SPANGLER 1303	82	36.6	16.3 *	6.0	98	80.6	20.9	40.6	8.1	37.6	3394	20305
VIGORO V30R46	90	37.0	15.5	5.8	96	80.9	20.5	40.2	8.5	37.6	3427	19657
WOLF RIVER VALLEY 2390L	90	36.2	15.4	5.6	97	82.2	19.5	38.5	8.6	37.8	3538	19841
Average		35.1	16.4	5.7	96	81.9	20.5	40.0	8.1	37.4	3517	20181
Highest		40.1	19.0	6.2	99	85.1	23.7	46.0	9.3	44.6	3832	22192
Lowest		31.0	14.5	5.3	90	79.4	16.7	33.9	7.4	29.8	3342	19017
CV (%)		5.3	6.8	6.4	3	2.0	9.5	7.4	4.7	9.1	4	8
LSD (.05%)		1.6	0.9	0.3	3	1.3	1.6	2.5	0.3	2.8	108	1348

** Highest Yielding Hybrid
* Not Significantly Different from Highest Yielding Hybrid

2002 - 2003		TRIAL AVERAGE										
Brand / Hybrid	RM	%DM	GT/A	DT/A	%Std	%ivd	%adf	%ndf	%cp	strch	MK/T	MK/A
BAYSIDE Super 86	86	35.0	18.2	6.3	91	79.8	21.1	39.9	7.9	38.8	3364	20868

HYBRID INDEX FOR SILAGE TRIALS

The 101 hybrids submitted by 24 seed companies (25 brand names) resulted in 113 individual entries in the 2003 Michigan Corn Performance Trials for silage. The map of Michigan shows each zone and locations where the trials were located (page 30). Entries in the southern zones were divided into two maturity groups (early and late)on the basis of the maturity ratings submitted by the companies. These results are arranged in separate tables that are designated by "E" or "L" along with the table number. Below is a listing of company names, brand names, hybrid numbers and the table designation for each hybrid.

Zone 1 - Tables 7E/7L
Lenawee
Branch
Trial Average

BAYSIDE SEEDS

BAYSIDE Super 77	(10)
BAYSIDE Super 80	(10)
BAYSIDE Super 82	(10)
BAYSIDE Super 86	(10)
BAYSIDE Super 93	(9)
BAYSIDE 2090	(9)
BAYSIDE NorthGro NG5072RR	(9)

Beck's Superior Hybrids

BECK 5283Bt 1*	(7E)
BECK 5538	(7E)

BLACKLAND GENETICS

BLACKLAND GENETICS BG4395	(8L)

CORN BELT HYBRIDS

CORN BELT C599*	(7E,8L)
CORN BELT C599Bt*	(7L)

CROW'S HYBRID SEED CORN

CROW'S 2192B	(8E)
CROW'S 4911B	(7E)

DAIRYLAND SEED

DAIRYLAND DST-10427	(8E)
DAIRYLAND Hi DF-4200	(8L)
DAIRYLAND STEALTH-1089RR	(9)
DAIRYLAND STEALTH-1406	(7E)
DAIRYLAND STEALTH-1514	(7L)
DAIRYLAND STEALTH-1515	(7L)
DAIRYLAND STEALTH-1598	(8E)
DAIRYLAND STEALTH-1606	(8L)
DAIRYLAND STEALTH-1611	(7L)
DAIRYLAND STEALTH-6611	(7L)

MONSANTO

DEKALB DKC39-48 (RR/YGCB)	(10)
DEKALB DKC44-46 (RR/YGCB)	(9)
DEKALB DKC53-34 (RR/YGCB)	(8E)
DEKALB DKC58-24 (RR/YGCB)	(8L)
DEKALB DKC60-09 (RR/YGCB)	(7E)

UAP GREAT LAKES

DYNAGRO 51N39	(9,10)
DYNAGRO 51P88	(10)
DYNAGRO DG-5257	(8E)
DYNAGRO DG-5288LFY	(8E)
DYNAGRO DG-5324Bt	(7E)

Zone 2 - Tables 8E/8L
Ionia
Ingham
Huron - Zone 3
Trial Average

GARST SEED COMPANY

GARST 8222IT	(7L)
GARST 8362IT	(7L)
GARST 8640IT	(8E)

GENESIS BRAND SEED

GENESIS 2B95RR	(8E)
GENESIS 2D93RRYGCB	(9)
GENESIS 3C02YG	(8E)

GOLDEN HARVEST / SOMMER BROS. SEED CO.

GOLDEN HARVEST H-2643	(7L)
GOLDEN HARVEST H-8562	(8L)
GOLDEN HARVEST H-8618Bt	(7E,8L)
GOLDEN HARVEST H-8906	(7L,8L)

GREAT LAKES HYBRIDS, INC.

GREAT LAKES 4297BtRR	(9)
GREAT LAKES 4979	(9)
GREAT LAKES 5961Bt	(8L)
GREAT LAKES 6148RR	(8L)
GREAT LAKES Quad-5Bt	(8L)

TRELAY SEED COMPANY

HIGH CYCLE HC560	(8L)
HIGH CYCLE HC7644Bt	(8L)
HIGH CYCLE HC7694Rb	(8E)
HIGH CYCLE HC7698Rb	(8L)
HIGH CYCLE HC7796Rb	(8L)

HYLAND SEEDS

HYLAND SEEDS HL2368	(9)
HYLAND SEEDS HL2507	(8E)
HYLAND SEEDS HLS058	(8E)

LG SEEDS

LG SEEDS LG2407Bt	(9)
LG SEEDS LG2415	(9)
LG SEEDS LG2513Bt	(8E)
LG SEEDS LG2518	(8E)
LG SEEDS LG2585	(7L)
LG SEEDS LG2607Bt	(7L)

MIDWEST SEED GENETICS

MIDWEST GENETIC G7221B	(8E)
MIDWEST GENETIC G7716B	(7E)

MYCOGEN SEEDS

MYCOGEN F227	(10)
MYCOGEN TMF2202	(10)

Zone 4 - Table 9
Alpena
Osceola
Delta - Late
Trial Average

Zone 5 - Table 10
Delta - Early
Alger
Trial Average

SYNGENTA SEEDS

NK Brand N3030Bt	(10)
NK Brand N33-H6*	(9)
NK Brand N43-C4*	(8E)
NK Brand N48-V8*	(8L)
NK Brand N58-D1*	(7E,8L)
NK Brand N59-Q9*	(8L)
NK Brand N70-A2*	(7E)
NK Brand N82-J6*	(7L)
NK Brand N91-R9*	(7L)

PIONEER, A DUPONT COMPANY

PIONEER 33H05	(7L)
PIONEER 33J56	(7L)
PIONEER 34M95	(7E,8L)
PIONEER 35Y55	(7E,8L)
PIONEER 36M28	(7E,8E,9)
PIONEER 37D03	(8E,9,10)
PIONEER 37F16	(10)
PIONEER 38A25	(8E,9)
PIONEER 38G60	(9)
PIONEER 38H67	(8E,9)
PIONEER 39D82	(10)
PIONEER 39M79	(10)

RENK SEED COMPANY

RENK RK668*	(8E)
RENK RK705RRYGCB*	(8L)

RUPP SEED, INC.

RUPP 1XP19	(7L)
RUPP 1XP50	(7E,8L)

SPANGLER SEEDTECH, INC.

SPANGLER LFT17	(10)
SPANGLER LFT19	(10)
SPANGLER 1104	(10)
SPANGLER 1303	(10)

TRELAY SEED COMPANY

TRELAY 7012	(8L)

ROYSTER-CLARK, INC.

VIGORO V30R46	(10)
VIGORO V49R46	(8L)
VIGORO V5020	(7E)

WOLF RIVER VALLEY SEEDS

WOLF RIVER VALLEY 2390L	(10)

* Hybrid treated with a seed insecticide.

COMPANY INDEX

BRAND	CONTACT
AGRIGOLD	**AgriGold Hybrids** R.R. #1, Box 203 St. Francisville, IL 62460 www.agrigold.com
ASGROW	**Monsanto** 3100 Sycamore Road DeKalb, IL 60115 www.monsanto.com
BAYSIDE	**Bayside Seeds** 259 Bowker Road Munger, MI 48747 www.baysideseeds.com
BECK	**Beck's Superior Hybrids** 6767 E. 276th Street Atlanta, IN 46031 www.beckshybrids.com
BIO GENE	**Bio Gene Seeds** 5491 Tri-County Highway Sardinia, OH 45171 www.biogeneseeds.com
BLACKLAND	**Blackland Genetics** P.O. Box 34 Camden, IN 46917 765-210-4765
BROWN	**Brown Seed Farms, Inc.** P.O. Box 7 Bay City, WI 54723 www.brownseed.com
CORN BELT	**Corn Belt Hybrids** P.O. Box 95 St. Marys, OH 45885 www.cornbelthybrids.com
CROW'S	**Crow's Hybrid** Seed Corn 5932 Schumann Dr. Madison, WI 53711 www.crowshybrids.com
DAIRYLAND STEALTH	**Dairyland Seed** P.O. Box 958 West Bend, WI 53095 www.dairylandseed.com
DEKALB	**Monsanto** 3100 Sycamore Road DeKalb, IL 60115 www.monsanto.com
DYNA-GRO	**UAP Great Lakes** 221 W. Lake Lansing Rd. Suite 102 East Lansing, MI 48823 www.uap.com
GARST	**Garst Seed Company** 9877 W. Britton Road Laingsburg, MI 48848 www.garstseed.com
GENESIS	**Genesis Brand Seed** P.O. Box 21085 Lansing, MI 48909 517-887-1684
GOLDEN HARVEST	**Sommer Bros. Seed Co.** P.O.Box 248 Pekin, IL 61555 www.goldenharvestseeds.com
GREAT LAKES	**Great Lakes Hybrids, Inc.** 9915 West M-21 Ovid, MI 48866 www.glh-seeds.com
GRIES	**Gries Seed Farms, Inc.** 2348 N. Fifth Street Freemont, OH 43420 www.griesseed.com
HIGH CYCLE	**Trelay Seed Company** 11623 Hwy 80 Livingston, WI 53554 www.trelay.com
HYLAND SEEDS	**Hyland Seeds** 2 Hyland Drive Blenheim, Ontario, Canada N0P 1A0 www.highlandseeds.com
JUNG	**Jung Seed Genetics, Inc.** 341 South High Street Randolph, WI 53956 920-326-5891
LEGACY	**Legacy Brand Hybrids, Inc.** 11384 Laberdee Road Deerfield, MI 49238 517-206-3735
LG SEEDS	**LG Seeds** 2313 Tassel Ct. E. West Lafayette, IN 47906 www.lgseeds.com
MIDWEST GENETICS	**Midwest Seed Genetics** 5932 Schumann Dr. Madison, WI 53711 www.midwestseed.com
MYCOGEN	**Mycogen Seeds** 9330 Zionsville Road Indianapolis, IN 46268 www.mycogen.com
NEW CENTURY	**New Century Seed Express** P.O. Box 145 Riga, MI 49276 800-937-2676
NK	**Syngenta Seeds** 12275 S. Sherman Lake Drive Augusta, MI 49012 www.nk.com
PIONEER	**Pioneer, a Dupont Company** 210 Westfield Dr. Archbold, OH 43502 www.pioneer.com
RENK	**Renk Seed Company** 6800 Wilburn Road Sun Prairie, WI 53590 www.renkseed.com
RUPP	**Rupp Seed, Inc.** 17919 Co. Rd. B Wauseon, OH 43567 www.ruppseeds.com
SPANGLER	**Spangler Seedtech, Inc.** E. 2451 Shady Dr. Scandinavia, WI 54977 www.spanglerseeds.com
TRELAY	**Trelay Seed Company** 11623 Hwy 80 Livingston, WI 53554 www.trelay.com
UNITY	**Unity Ag Direct, Inc.** 107 Fallon St. Kentland, IN 47951 www.unityagdirect.com
VIGORO	**Royster-Clark, Inc.** 717 Robinson Rd. Washington Court House, OH 43160 www.roysterclark.com
WELLMAN	**Wellman Seeds, Inc.** 23778 Delphos - Jennings Rd. Delphos, OH 45833 www.wellmanseeds.com
WOLF RIVER VALLEY	**Wolf River Valley Seeds** N2976 Highway M White Lake, WI 54491 www.wolfrivervalleyseeds.com

CONTRIBUTING AUTHOR:
Jeff Andresen, Agricultural Meteorologist/
Extension Specialist
-Department of Geography-

THANK YOU TO OUR STUDENTS:
Mark Bernards, Graduate Student
Brad Fronning, Graduate Student
Anatoliy Kravchenko, Graduate Student
Mike Boring, Student
Travis Canfield, Student
Rachel McGuire, Student
-Department of Crop and Soil Sciences-

THANK YOU TO OUR FARM COOPERATORS:
Blaine Baker, Clayton
Kevin Brabrant, St. Charles
Dick Crawford, Montcalm Research Farm
Dave and Mel Cripe, Cassopolis
Richard Dennett, Buckley
Brian Graff, MSU Agronomy Farm
Benny Herioux, Bark River
Jorgensens Farm Elevator, Williamston
Gerald and Paul Kayser, Caledonia
Robert E. Lee, Marion
Paul Naasz, Upper Peninsula Experiment Station
Robert Oshe, Custer
Remus Riggs, Coldwater
Troy Sacket, Edmore
Gerald Skeltis, Clarksville Horticultural Experiment Station
Fred and Corby Werth, Alpena
Wil-le Farms, Bad Axe
Jason Woods, Britton

MICHIGAN STATE
UNIVERSITY
EXTENSION