


MSU Extension Publication Archive

Archive copy of publication, do not use for current recommendations. Up-to-date information about many topics can be obtained from your local Extension office.

Norwind Barley
Michigan State University
Cooperative Extension Service
L.O. Copeland, Department of Crop and Soil Sciences
J.E. Grafius, Department of Crop and Soil Sciences
L.P. Hart, Department of Botany and Plant Pathology
February 1980
2 pages

The PDF file was provided courtesy of the Michigan State University Library

Scroll down to view the publication.



NORWIND BARLEY

EXTENSION BULLETIN E-1379

February 1980

by L. O. Copeland, J. E. Grafius, Department of Crop and Soils Sciences;
and L. P. Hart, Department of Botany and Plant Pathology

Norwind is a new variety of winter barley released by Michigan State University in 1978. It results from a cross between Michigan experimental strains 62-431-17 and 62-434-1, and represents significant improvement over Lakeland, as well as other winter barley varieties available in Michigan.

Disease Resistance

Norwind was selected for high yield and resistance to several diseases, including naturally-occurring loose smut, mildew, scald, leaf rust and net blotch. It has moderate tolerance to barley yellow dwarf.

Agronomic Description and Productivity

Although Norwind is significantly earlier (about four days) and more productive (see Figure 1) than

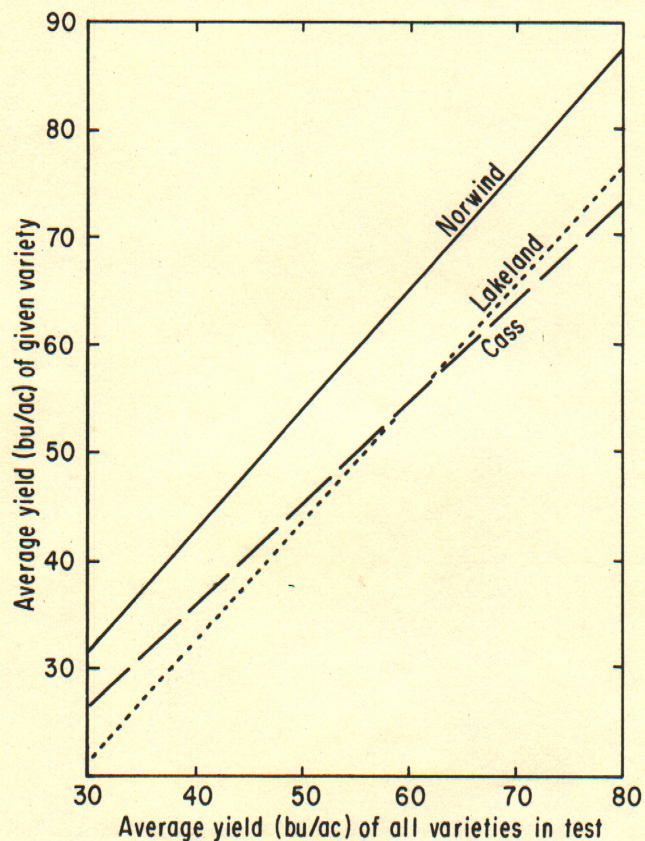


Figure 1. Yield of Norwind compared with Lakeland and Cass varieties.

Lakeland, it is about the same in respect to winter hardiness. It is about five inches taller than Lakeland and two lbs/bu higher in test weight. Descriptive information is provided in Table 1.

Table 1. Average height, winter survival, heading date and test weight.

	Height inches	Winter Survival percent	Heading Date	Test Weight lbs/bu
Cass	37.6	74	6/7	50
Lakeland	32.4	65	6/9	48
Norwind	37.0	71	6/5	50
Least Sig. Dif.	2.1	18	1.6	1

Yield comparison on Norwind can be made from information in Figure 1 which shows a regression analysis where its yield, along with those of Lakeland and Cass, is graphed against the yields of all winter barley varieties (25-36 entries) in the test. Yields of Norwind can usually be expected to average at least ten bushels better than the mean of all varieties, and significantly higher than Lakeland and Cass.

Seed Availability

Certified seed of Norwind should be available from elevators in Michigan's winter barley area. Figure 2 shows the familiar blue tag identifying seed as certified.

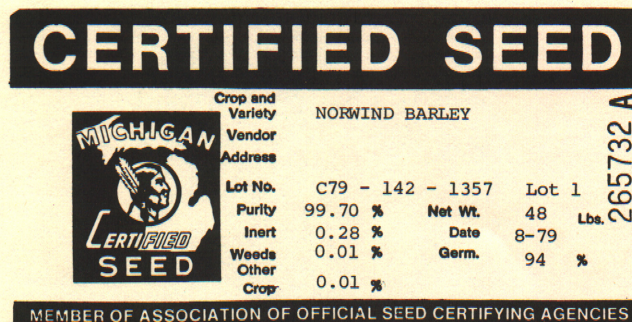


Figure 2. A certified seed tag for Norwind.

Cooperative Extension Service Programs are open to all without regard to race, color, or national origin. Issued in furtherance of cooperative extension work in agriculture and home economics, acts of May 8, and June 30, 1914, in cooperation with the U.S. Department of Agriculture. Gordon E. Guyer, Director, Cooperative Extension Service, Michigan State University, E. Lansing, MI 48824

1P-3M-2:80-UP, Price 15 cents, Single copy free to Michigan residents

MSU is an Affirmative Action/Equal Opportunity Institution

Michigan State University Printing