

Here's proof that Typar Pro Landscape Fabric is easier to install.



We cut this piece of Typar® Pro Landscape Fabric to show what you can't do with the others.

Like cut quick slits for plants to pass through. Or fast curves that follow landscaped contours.

Typar is easily cut, lightweight and less bulky. So it's faster and cheaper for you to install.

And it's surprisingly tougher. With rugged polypropylene fibers that resist tearing, even under stones, gravel, patios and side-walks. Typar is also porous, so air, water and nutrients can pass right through. Your landscaping projects



look healthy as well as handsome.

So save time and labor while you control weeds, drainage, soil erosion, and heaving of walks and patios.

Get Typar Pro landscape Fabric. And start cutting corners the easy way.



FOR PROFESSIONALS

GREEMAY
a member of The Initech Group Inc.

Individual blades can be replaced. Cutting widths are 34- and 38-inches. A grass diverter moves at 840



rpm and prevents build-up, tangling and clogging by knocking weeds, grass and brush to the side after cutting.


Circle No. 196 on Reader Inquiry Card

Pump/motor system drives new hydro

Scag Power Equipment introduces a new hydrostatic riding mower that combines two heavy-duty White motors and a rugged Sundstrand

pump. According to Scag, each component can be easily serviced with a minimum of downtime and labor cost.

For controlled deck floatation, the hydro features a special pneumatic "racing" shock absorber which enhances cutting performance and increases operator comfort. Drive wheels have a wider stance for added stability on hillsides. Top speed is 8 mph.



Circle No. 197 on Reader Inquiry Card

Mower designed from 'cutters point of view'

The new Pro Master 20H hydrostatic

front-mount mower has zero-turning radius for tight situations and speed for the straight aways.

The unit has all controls, switches



and gauges on the instrument panel. A softer seat, hydraulic deck lift, 60-inch mower deck and tool/debris box are all standard. A 5.6 bushel Grasscatcher attachment is available. Circle No. 198 on Reader Inquiry Card

New golf car fleet features new suspension

Yamaha Motor Corporation has introduced the 1990 G8 fleet Classic. "Ultra Path" three-link rear suspension provides better shock absorption and greater steering responsiveness.

The Classic is available in two versions. The electric G8-E has a Yamaha



Stop crabgrass from grabbing hold

Once crabgrass takes hold, you're the one who gets squeezed. Angry customers want your neck.

Well now there's a pre-emergent program that's custom-tailored to your needs. It's a unique herbicide program available

at your DOTS distributor.

You can choose from TEAM,[™] SURFLAN[®], BALAN[®] or XL[™] depending on your location and turf conditions. Your DOTS distributor will customize your choice by matching your desired

designed and built "Pace Setter" solid-state speed controller that makes the abrupt start a thing of the past and ensures smooth acceleration and a quiet, even ride. The gas-powered G8-A is driven by an overhead valve, 4-stroke engine, which Yamaha says is the first of its kind


sive, three-year parts and labor warranty.

Circle No. 199 on Reader Inquiry Card

Reel attachment reduces thatch, runner problems

Bunton Company is now offering a greens conditioner reel for use with its Triplex greensmower.

Vertical knife blades are optimally spaced in a helical pattern on 1/2-inch centers. Heavy-duty gear motors assure a high frequency of clip while conditioning the greens. The depth adjustment of the reel is infinitely



variable within its range to assure precision greens care.

The conditioner features a steel gear drive to eliminate problems associated with reels which use belt drive systems. Many of the components on this new conditioner are interchangeable with components on the Bunton walking greensmower to minimize spare parts inventory.

Circle No. 200 on Reader Inquiry Card

New trencher features advance-design hydraulics

The Charles Machine Works, Inc. has introduced the Model 3500 all-hydraulic, 35-hp trencher.

The trencher is designed for rental yards, electric utilities, utility contractors, and landscape and irrigation contractors.

The company says the four-wheel drive, rigid-frame machine is the only trencher in its class featuring advanced-design hydraulics.

"The Model 3500 incorporates the latest improvements in hydraulic drive technology," says Scott Polman, product manager. "An efficient hydraulic drive radial piston motor is the heart of the 3500's digging attachment. It's low speed and high torque allow plenty of power for the roughest



built exclusively for golf cars.

Corrosion-proof, metton body has been expanded to provide a longer wheelbase and greater legroom.

The car comes with a comprehen-



with DOTS custom-blends.

active ingredient per acre rate with the fertilizer analysis to fit your nutrient demands.

Your DOTS distributor then offers personalized service providing helpful and timely advice to maximize results.

For more information on the DOTS fertilizer and pre-emergent herbicide program, call 1-800-345-DOTS.

At DOTS, we help your turf look its best. So you look your best.

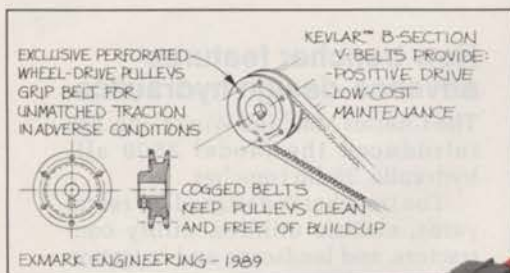
Always Read and Follow Label Instructions.



**Distributor's Own
Turf Supplies™**

Circle No. 115 on Reader Inquiry Card

The posi-track advantage.



Our mowers are packed with the Exmark extra advantages such as our exclusive posi-track wheel drive system — The Exmark solution to belt slippage.



Turf care professionals across the nation choose Exmark for performance, profitability and the Exmark extra advantages. Buy an Exmark 48-inch five-speed commercial walk-behind mower and discover how...

- Exmark's exclusive posi-track system virtually eliminates belt slippage in adverse conditions.
- Double idlers prevent downhill runaway and provide positive reverse.
- Lo-torq gear drive reduces transmission stress and provides years of low maintenance operation.

Choose from three engine options on our 48-inch walk-behinds — 12.5 and 14 h.p. Kawasaki or 14 h.p. Kohler Command and Briggs & Stratton Vanguard engines — all proven performers. Top it off with an exceptional cut and Exmark's customer-dedicated Parts PlusSM and AdvantaLease[®] services and you'll see why we say: Exmark — Better, over the long run.



*Ask your Exmark dealer for details. Some restrictions apply.

See the complete line of Exmark commercial turf care products today. For the dealer nearest you, call Exmark: 402/223-4010.

eXmark® MFG. CO. INC. *The mark of excellence.*

BOX 748, BEATRICE, NE 68310 FAX 402/223-4154

Circle No. 120 on Reader Inquiry Card

104 LANDSCAPE MANAGEMENT/FEBRUARY 1990



digging conditions." Circle No. 201 on Reader Inquiry Card

Lots of traction action supports hillside mower

The Hustler 640 Hillside from Excel Industries features full-time 6-wheel drive for traction, stability and comfort.

The mower's self-leveling feature increases driver confidence and reduces fatigue by automatically tilting to keep the operator's station level.



This design is unique, according to Excel, because the engine is also held level, allowing for proper lubrication at all times. The tractor's weight distribution remains constant over the drive wheels for unmatched traction and balance.

The 640's dual-hydrostatic drive system and power-assist wheel lift make zero radius turning possible and significantly reduces turf damage. One-hand hydraulic steering gives



Shinnecock Hills Golf Club, Southampton, New York



Southern Hills Country Club, Tulsa, Oklahoma



Oak Tree Golf Club, Edmond, Oklahoma



Medinah Country Club, Medinah, Illinois

Another banner year for Betasan.

Once again, most of the country's top courses chose **BETASAN**.

Perhaps that's because top superintendents know that **BETASAN**[®] herbicide is more effective, safer and longer lasting than all other crabgrass controls, including Dacthal* and Team.**

Or, maybe the reason is Betasan is the only preemergent crabgrass control that's safe for bentgrass and all other turfgrasses, including established bluegrass, fescue, perennial, annual rye, bermudagrass, Zoysia, bahia, centipede and St. Augustine.

Either way, for over 20 years Betasan has been earning the trust of the most de-

manding and knowledgeable golf course superintendents in the country.

Isn't it time you experienced the same confidence?

BETASAN is available in liquid formulation, as well as granular, to match any application need you may have.

For more information contact your local supplier, or call ICI Americas at 1-800-759-2500.

BETASAN

Trusted most by the best

Circle No. 129 on Reader Inquiry Card



*Dacthal is a registered trademark of Fermenta Corp.

**Team is a registered trademark of Elanco.

BETASAN is also marketed professionally under the trade names Bensumec, Pre-San and Lescosan.

the operator total control of speed, braking and turns, without the use of clutch or brake pedals.

Circle No. 202 on Reader Inquiry Card

No more shifting, thanks to the hydrostatic drive

Snapper Power Equipment has eliminated shifting in its yard tractors with a foot-controlled hydrostatic drive with cruise-type speed control to maintain a constant speed without



keeping constant pressure on the pedal. Mower operation has been simplified by an electric front PTO clutch with fingertip control.

A twin-cylinder, 18 hp commercial duty engine with horizontal crankshaft, pressure lube and oil filter is among the many standard features.

The tractor also includes a seven-position tilt steering wheel, a padded, high-back adjustable seat, a nine-position cutting height, pneumatic tires with turf-gripping tread and a 10-quart gas tank.

Options include a 5-hp tiller, dump cart, dozerblade, two-stage snowthrower, tirechains, rear wheel weights and rear weight kit.

Circle No. 203 on Reader Inquiry Card

Riding mower features rear-wheel steering

A new 12-hp riding mower with articulated rear-wheel steering, a cutting radius of 3.5 feet and a front-mounted mowing deck is now available from Husqvarna Forest & Garden's North American network of servicing dealers.

The Model 850-12 features five forward speeds. The result is a maximum forward speed of 4.6 mph and a maximum reverse speed of 1.7 mph.

The front-mounted three-blade mower deck has been redesigned for greater lift and cutting ability. Height adjustments also are increased from 1 inch to 4 inches with six evenly-



spaced increments for more exact work.

Circle No. 204 on Reader Inquiry Card

Reel-mounted mower unit converts tractor into mower

The 86-inch reel-mounted mower package from John Deere includes three 30-inch hydraulically-driven mowers that can be attached to a John Deere model 755 or 855 compact utility tractor. If the tractor is needed for other jobs, the rear sub-frame and mower can be removed in minutes to expose a rear PTO and drawbar.

The hydraulic reel drive pump is powered by the tractor's mid-PTO. Reels turn at about 940 rpm for a consistent cut. One set of quick couplers can be reversed for backlapping. The reels are raised and lowered by the




tractor's open center hydraulic system. As a safety measure, reels stop when lifted out of working position.

Both tractors are powered by a 3-cylinder diesel engine. The 20-hp 755 delivers 15-hp at the PTO. The 24-hp delivers 19-hp at the PTO.

Circle No. 205 on Reader Inquiry Card

NEW! A spray tank cleaner for today's chemical technology!



**Circle No. 153
on Reader
Inquiry Card**

INCIDE-OUT™ SPRAY TANK CLEANER

Flushes and neutralizes chemical residues



PRECISION LABORATORIES, INC.

P.O. Box 127
Northbrook, IL 60065
800-323-6280

New verticle reel line includes a 7-gang unit

Kubota Tractor Corporation has launched the Verti-Reel product line of complete mowing and cutting units built for total turf maintenance.

The line features a 5-gang unit and a 7-gang unit. The 5-gang Verti-Reel unit is designed for use with the Kubota L3250F Turf Special tractor. The 7-gang unit operates with the M4030SU Turf Special tractor. The power pack, mounted on the tractors' 3-point hydraulic hitch, enables



Few plants go without water as long as Cutless[®]-treated turf.


You can't beat cactus for conserving water. But Cutless helps your turfgrass come closer.

Cutless is a new kind of turf growth regulator that reduces or slows your turfgrass's rate of growth without suppressing its development. In doing so, it can cut your water use by up to 30%. Think of the irrigation costs you'll save. And the turf will you'll help prevent. That's important because you never know when another drought might hit.

But Cutless-treated turf does more

than that. It's also higher in quality to make your fairways more playable. It's denser to help golf balls sit up better. It's a more attractive darker green. And it can reduce your mowing by a third — with up to half the clippings. Imagine the time and labor costs you'll save.

With Cutless, your turfgrass can outlast all other plant species for water. Well, with a few exceptions. Send for your free Cutless technical guide. See your DowElanco distributor or call toll-free: **1-800-352-6776**.



DowElanco
4040 Vincennes Circle—Suite 400
Indianapolis, IN 46268 U.S.A.

Cutless[®]—(flurprimidol, DowElanco)

the operator to clearly view the reels as they cut. By placing the power pack on the 3-point hitch, it allows the operator to turn lock to lock without rear-tires-to-mower-frame interference, a common problem in com-



petitive models. It has convenient access for servicing and adjustments and can be easily disconnected from the tractor for other jobs.

Circle No. 206 on Reader Inquiry Card

Heavy-duty mower line boasts easier operation

The Toro Company has introduced improvements to its heavy-duty line of ProLine mowers which increase ease of operation and performance.

Toro has added a new self-propell-

ing system for longer life; a new fuel tank which is 33 percent larger; and Vac-U-Power blades for improved bagging.

In tests with commercial cutters, the new self-propelling system lasted three times longer than standard systems, according to Toro. The redesigned transmission includes new needle bearings with grease seals on



the output shaft for increased durability.

The transmission's center pull en-

gagement allows for equal load on the bearings instead of loading one side. The reversed gear sequence has a third gear in the center to match up with the center pull engagement to allow for equal load on the output shaft.

Circle No. 207 on Reader Inquiry Card

Intermediate-size mower maneuvers well in close

Encore Manufacturing announces the addition of another intermediate-size



mower to its PRO-Line of commercial equipment.

The latest addition, the 32" PRO,

RIDE A WALKER

Discover Fast, Competitive, Profitable Mowing




Most commercial mowing operations are using walk-behind mowers because they have concluded no rider mower is compact or maneuverable enough to mow landscaped areas. Now maintenance operators all across the country are discovering the compact, maneuverable *Mid-Size Walker Mower* fits their job and saves labor (usually cuts labor 1/2). The labor saving *Walker* looks good whether your business is trying to produce profit or is operating on a budget. Write or call for a free brochure. Ask for a demonstration.

Walker Manufacturing Company, 1839 East Harmony Road, Ft. Collins, CO 80525 • 1-800-777-0356

Circle No. 168 on Reader Inquiry Card

A "Shot" of Agri-Plex® For-X® Suits Your Course To a Tee!



ORLANDO
GCSAA

61st INTERNATIONAL
GOLF COURSE CONFERENCE & SHOW
FEBRUARY 19-26, 1990

**Booth #
1822-1824**

- Highly concentrated chelated plant nutrients
- Quick, long-lasting green-up without excessive nitrogen
- Full compatibility with virtually all tank mixes
- Buffers tank mixes to prevent alkaline destruction of pesticides
- Non-burning



Proven Enhancement of Green Color Through A *Patented Phosphate-Citrate Chelate.

*U.S. PATENT Nos. 4,214,996 & 4,351,735

Unequaled Micronutrient Technology

RGB
LABORATORIES INC.

TOLL FREE (800) TRY IRON (879-4766)

Circle No. 215 on Reader Inquiry Card

WHY ADELPHI IS FIRST CHOICE WITH EXPERTS:

- Tests prove it has superior overall turf quality
 - Excellent density, disease resistance & rich green color
 - Consistently outperforms many newer bluegrasses
 - Early spring and late fall color retention
 - Good tolerance to drought and close mowing
 - First choice with many sod growers, stadium, golf, park superintendents and other turf experts.
- Get full details in technical bulletin #10.

Adelphi
KENTUCKY BLUEGRASS
U.S. Plant Pat. No. 3150

THE GREENER KENTUCKY BLUEGRASS™

For more information contact:

J. & L. ADIKES, INC.
Jamaica, NY 11423

JACKLIN SEED CO.
Post Falls, ID 83854

NORTHROP KING CO.
Golden Valley, MN 55427

VAUGHN SEED CO.
Bound Brook, NJ 08805
Downers Grove, IL 60515

ROTHWELL SEEDS LTD.
Lindsay, Ont.
CAN K9V 4L9

Circle No. 101 on Reader Inquiry Card

was designed for landscape and maintenance professionals who work within fenced or enclosed areas. The deck will pass through standard gates and entries. The unit is available with a 12.5 hp Kawasaki or 12 hp Briggs and Stratton engine.

All Encore mowers include double V-band belt, 5-speed transmission, diagonal left deck corner for easy trimming, lightweight pneumatic or semi-pneumatic tires and high-lift blades.
Circle No. 208 on Reader Inquiry Card

Literature on gas, diesel models now available

Top-of-the-line liquid-cooled gas or diesel powered and Gemini direct drive hydrostatic performance are some of the features outlined in new four-color literature on Models 718D and 721 models from The Grasshopper Company.

Specifications such as engines are listed, showing the 718D with a 16.5-hp liquid-cooled Kubota diesel engine and the 721 with a 21-hp liquid-cooled Kubota gasoline powerplant.

Other features are true zero-turn-radius and PTO-driven outfront decks from 44 to 72 inches.

Circle No. 209 on Reader Inquiry Card

Okay for cooking, but not for home lawns

Image herbicide from Cyanamid Agricultural Division provides post-emergence control of wild onion and wild garlic.

Wild onion and wild garlic are considered to be weeds that are difficult to control, and that appear most often in late fall and winter. The key to eliminating them, says Cyanamid, is to successfully control the underground bulbs they produce. These weeds are not effectively controlled by contact herbicides because the food stored in the root systems supports regrowth.

Cyanamid says Image kills both the foliage and the roots by interrupting plant protein production, effectively starving target plants.

Weed growth stops within two weeks of application, stored food is used up and the weeds wither away. After mowing, weeds in the process of dying do not emerge above the grass canopy, but remain invisible.

With Image, weeds turn brown gradually, without the immediate, unsightly brownout of contact herbicides.

Circle No. 211 on Reader Inquiry Card

continued on page 112