

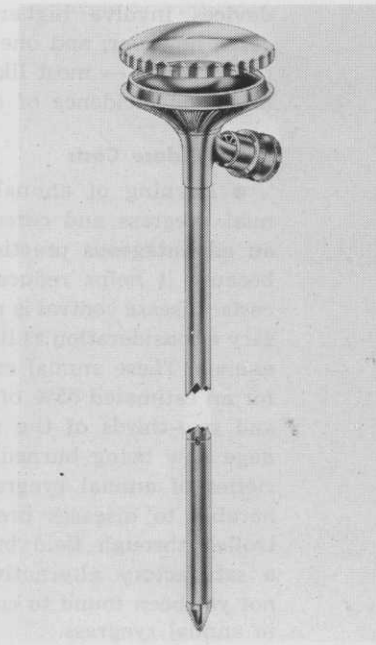
EASY MARKER, Fox Valley Marking Supplies, Bartlett, Ill.

Layout of shrubs and trees is quick and efficient. Easy Marker makes its highly visible mark on grass, soil, pavement and gravel. Lay out hedge lines effortlessly with Easy Marker's unique single-handed operation. Exact shrub and tree placement is a definite plus. Write instructions for the excavation of each hole, giving diameter and depth to be dug. For more details, circle (701) on the reply card.



PRUNING AND WOUND HEALER, Lethelin Products, Mt. Vernon, N.Y.

Lethelin Treatment No. 2 is an aerosol spray to replace hard-to-brush-on tar. It holds tree sap loss to a minimum to induce fast, sound healing. Can be used after treating borer-infected tree with Lethelin Borekyl by sealing in insecticidal vapors. For more details, circle (702) on reply card.



JET FEED ROOT FEEDER, Universal Metals Products, Inc., Coopersville, Mich.

Equipped with a jet point, the rod is easily inserted into the ground with water pressure. Effective for watering trees, flowers and shrubs. Jet Feed fertilizer tablets available, both for acid-loving plants and for alkaline soil areas. For more details, circle (703) on the reply card.




CONWED TURF ESTABLISHMENT BLANKET, Conwed Corporation, St. Paul, Minn.

Erosion is checked during turf germination and establishment even on steep slopes and in loose soil. The bonded fiber mulch blanket with a rectangular plastic mesh netting laminated to one side. It's designed to be unrolled and stapled over prepared, seeded soil surfaces susceptible to erosion. This condition often precludes application of loose mulches. When saturated by rainfall, the bonded fibers are freed to form a thick mulch covering held in place by the strong rectangular plastic netting. Protects seeds from rapid moisture loss and temperature fluctuations. Available in 5x200-ft. (111 sq. yds.) rolls weighing about 15 pounds. For more details, circle (707) on the reply card.



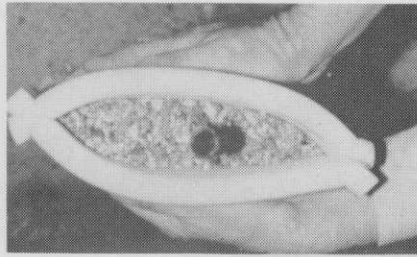
MULTI-PURPOSE EPOXY, Tescom Corporation, Minneapolis, Minn.

MINIT-CURE, is a multi-purpose epoxy that has a complete curing time of less than 60 seconds. Suitable for jobs requiring fast curing time at around 75-degrees. It can be used to bond metals, woods, plastics, rubber and glass. MINIT-CURE has a tensile strength of 2900 psi. For more details, circle (708) on the reply card.

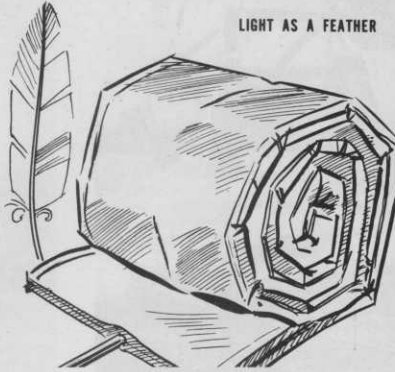


FERTILIZER FEEDER FOR WATER LINES, H. E. Anderson Co., Muskogee, Okla.

Model DD Ratio: Feeder for automatic fertilizer injection into feed water lines has these advantages: completely water-operated; functions over wide range of water flows; operation begins on very low water flows, exactly proportions fertilizers to varying water flows regardless of water pressure (within equipment limits 10-125 psi); For more details, circle (704) on the reply card.



LIGHT AS A FEATHER




AQUADRAIN SYSTEM, Hydrophilic Industries, Ltd., Puyallup, Wash.

Aquadrain has been used by railroads and highways under fills as high as 40 ft. Suitable for golf course drainage or seepage problems. Aquadrain is a perforated plastic pipe surrounded by a filter material encased in a lightweight pervious filter envelope. For more details, circle (705) on the reply card.



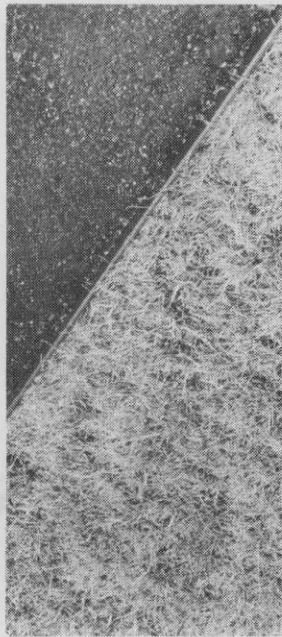
GOLF COURSE TOP DRESSING, Oil-Dri Corporation of America, Chicago.

Made of virgin montmorillonite, particle size — 1/20" to 1/50". Ph is 6.25. It's sterile, inorganic, non-toxic, and non-caustic. Reduces compaction. Increases drainage. For more details, circle (706) on the reply card.



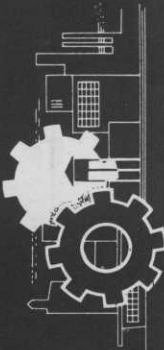
PROTECT HANDS FROM SKIN IRRITANTS, Ayerst Laboratories, New York City.

Rashes and other allergic reactions are sometimes caused by skin contact with insecticides and herbicides. Barrier cream, KERODEX is used to prevent skin contact. Two types are available. KERODEX No. 71 protects against insecticides in aqueous solution (also helps protect against poison ivy, oak or sumac). KERODEX No. 51 is for dry oil work, such as oil sprays, pesticide powders, etc. For more details, circle (709) on the reply card.



STEEL LANDSCAPE EDGING, Joseph T. Ryerson & Son, Inc., Chicago.

Ryerson steel landscape edging is made from crackproof, rotproof steel plate and finished with a thick coat of paint. It's designed to reduce grounds maintenance costs around driveways, athletic running tracks, parking areas, pathways, flower beds, and landscape bordering. Lawnmowers roll right over it. Comes in three weights—1/4" thick by 5" deep; 3/16" by 4" deep; 1/8" by 4" deep. The 1/4 and 3/16 inch units are available in 16-foot interlocking sections; 1/8" unit in 20-foot interlocking sections. For more details, circle (710) on the reply card.



New Products




MULTI-SPRAYER, Fargo Foundry Steel and Mfg. Co., Fargo, N.D.

Unit is designed for complete weed control. It mixes and applies invert emulsions for drift control, also applies conventional sprays. A jet-pipe disperser speeds up thickening of invert emulsions. Uses 500-gallon tank; features 16¾-foot boom with 10 nozzles. Can be regulated from operator's seat on trailer or from pick-up truck. Rear boom provides 50 feet of coverage, 25 on each side. For more details, circle (711) on the reply card.




GREENSMaster THREE, Toro Manufacturing Corp., Minneapolis, Minn.

This new triplex riding mower gives golf greens a ribbon cut faster, cleaner, more efficiently than other mowers. Cuts 58-inch swath. Capable of cutting the average 18-hole golf course in three to four hours. Mows at speeds of 1½ to 3½ mph; and in transport, 3½ to 8 mph. Turns 50-60% tighter than competitive units, says Toro, and has height-of-cut change from ⅛-inch to 15/16-inch. In tightest turn, unit leaves uncut circle of 30 inches in diameter. For more details, circle (712) on the reply card.





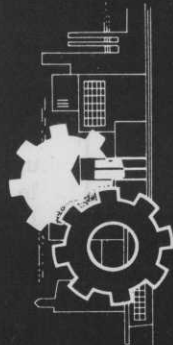
MINI LAND LEVELER, Full Vision, Inc., Newton, Kan.

The unit is designed for compact tractors. With minor adjustments, the blade converts from leveler to grader. For leveling, the Mini Land Leveler blade is set straight with end plates attached. Adjustable in ¼" increments, the blade removes dirt from high areas and carries it to lower areas. Patented independent wheel suspensions and frame construction carry the blade at a constant depth for full floating action rather than dragging it across the contour of the ground. For grading, pivot-point and pin-lock construction let you adjust the blade angle to 30 and 45 degrees. For more details, circle (715) on the reply card.



MASTER CONTROL WATERING SYSTEM, Febco, Inc., Sun Valley, Calif.

M-2 Master Controller capable of operating 25 satellite controllers. Each Satellite Controller operates 10 stations. System ideal for large area turf irrigation. Master controller automatically or manually starts schedules at any 15-minute interval on 14-day program. Equipped with rain switch override. For more details, circle (716) on the reply card.



TRAILING AXLE INDUSTRIAL MOWER, Servis Equipment Co., Dallas, Tex.

LAND SEEDER, Philsco Products Co., Larned, Kan.

The trailing axle model has been added to the Servis line of E-60 rotary clippers. The E-60 line of five-foot mowers also includes lift-type and center axle, pull-type models. The trailing axle type is ideal for mowing close to obstructions. Dual wheels trail within the 60-inch cutting swath. Designed for work behind single axle wheel-type tractors with draw bar ratings from 20 hp to 40 hp. Optional features include front chain guards, drive line safety shield, and puncture proof sectional tires. For details, circle (713) on the reply card.

The Philsco Land Seeder is for contractors, nurserymen and homeowners. Designed for all garden-type and three-point hitch tractors. Features large diameter roller for more even seeding and better clod-breaking with less clogging. Diamond-shaped grid on the roller surface pulverizes and packs as it lays a pattern of impressions in the soil for the seed to enter. The impressions help decrease erosion on the seed bed. For more details, circle (714) on the reply card.



TRAILER TYPE HYDRO-MULCHER, Bowie Industries, Bowie, Tex.


This action view at a forest service nursery shows the new Bowie Victor Model 500-gallon, trailer-type Hydro-Mulcher with large flotation tires and baffle for controlled mulching of 54" beds. This model mixes and applies wood-cellulose fiber with seeds or sprigs and fertilizers all at one time. Application with baffle gives closer control and uniformity. Drawbar hitch permits tractor mobility. Also available in 1,000-gallon model, with or without baffle and set of nozzles. Bowie Hydro-Mulchers speed germination and growth and protect new turf against erosion, birds, and moisture loss. For more details, circle (717) on the reply card.

PRICE 40¢

SABRE

**SAW CHAIN
MAINTENANCE
MANUAL**

HOW TO KEEP YOUR
SAW'S CUTTING TEAM
ON THE JOB



PUBLISHED AS AN AID
TO CHAIN SAW OPERATORS BY
SABRE SAW CHAIN INC.
840 Seneca St., P.O. Box 341 Lewiston, New York 14092
Telephone 716 — 754-4331

SAW CHAIN MAINTENANCE MANUAL, Sabre Saw Chain, Inc., Lewiston, N.Y.

Manual is available free of charge. It describes and illustrates correct methods of filing, lubricating, adjusting tension and repairing saw chain, as well as the care of guide bars and sprockets. A four-page chain check chart illustrates types of unnecessary wear and damage to saw chain and how they can be avoided. For details, circle (718) on the reply card.

New Products