

Influence of Natural Organic Fertilizers on Soil Microbial Activity, Organic Matter, and Dollar Spot

Peter H. Dernoeden

Composts, manure, and other natural organic sources of fertilizer are being used on turfgrasses in the hope that they can boost the activity of beneficial microbes in soil. Many natural organic fertilizers consist of composted poultry waste or sewage sludge. It is generally believed that enhanced soil microbial activity accorded by the use of natural fertilizers results in more competition with or antagonism of potential pathogens, thereby providing for fewer disease problems. **These composted materials may be helpful, but the few field studies that have compared natural organic to synthetic organic (i.e., manufactured) fertilizers have not provided a great deal of evidence that the natural fertilizers consistently are superior to other slow-release nitrogen (N) sources.** Furthermore, when natural and synthetic organics were shown to reduce diseases, such as brown patch (*Rhizoctonia solani*) or dollar spot (*Sclerotinia homoeocarpa*), the level of suppression was generally not commercially acceptable to superintendents or golfers throughout the entire "active disease" period.

There have been several successful field experiments using organic amendments to suppress turfgrass diseases. Nelson and Craft (1992) observed that sand topdressing amended with the organic fertilizers Ringer Compost Plus[®], Ringer Greens Restore[®], and Sustane[®] significantly suppressed the severity of dollar spot. Nelson and Craft (1992) also reported that selected composts prepared from turkey litter and sewage sludge as well as noncomposted blends of plant and animal meals also consistently suppressed dollar spot.

There also are reports indicating that organic amendments were not successful or were inconsistent in suppressing turfgrass diseases. Landschoot and McNitt (1997) examined N-sources to determine if dollar spot suppression in creeping bentgrass were greater with natural organic fertilizers compared to synthetic organic N-sources. They tested Ringer Commercial Greens Super[®], Ringer Compost Plus[®], Sustane[®], Milorganite[®], and Harmony[®], all of which are derived mainly from natural organic sources. They compared the natural organic N-sources to ureaform (Nitroform[®]) and urea, both of which are synthetic-organic fertilizers. Their results showed that urea provided equal or better dollar spot suppression than the natural organic fertilizers. They also reported that on the majority of rating dates, dollar spot severity was corre-

lated with turf color, indicating that as N-availability increased, disease severity decreased.

There has been little information regarding the relative contributions of nitrogen (N) and microorganisms from fertilizer applications to the suppression of turf diseases. Few studies have been designed to take into account the suppressive effects of N and microorganisms both together and independently (Landschoot and McNitt, 1997). For example, Nelson and Craft (1992) reported that dollar spot suppression in turf receiving certain composts was due to microbial effects. However, they did not take into account the turf response to N. Landschoot and McNitt (1997) reported on improved turf color and a reduction in dollar spot in response to N, but did not evaluate the possible effects of microbial suppression. Results from Liu et al. (1995) indicated that higher microbial populations associated with certain organic fertilizer treatments may have been related to dollar spot suppression. Liu et al. (1995), however, did not apply the amendments and fertilizers at a uniform rate. Consequently, disease suppression may have been the result of increased rates of N applied to the turf, which may have allowed the turf to outgrow or recover more rapidly from infections.

Davis (2000), recently completed a study to evaluate the influence of N-source on dollar spot severity and soil microbial activity. The study objectives were: (1) to elucidate the relationships among the N-sources and foliar tissue N, soil microbial activity, and the severity of dollar spot, and (2) to evaluate the N-sources for their impact on soil organic matter accumulation. Nitrogen from nine different sources, including urea, sulfur-coated urea (SCU), Milorganite[®], Sustane Medium[®], Ringer Earthgro 1881 Select[®], Earthgro Dehydrated Manure[®], Ringer Lawn Restore[®], Com-Pro[®], and Scott's All Natural Turf Builder[®], was applied annually at a rate of 1.0 lb N/1000 ft² (50 kg N ha⁻¹) in September, October, November, and May for a total of 4.0 lb N/1000 ft²/yr (200 kg N/ha/yr). The N-sources were applied annually between 1994 and 1999 to an established stand of "Southshore" creeping bentgrass (*Agrostis stolonifera* L.) grown on a sandy loam soil and maintained under golf course fairway conditions. Unlike other studies involving the effect of fertilizers on dollar spot severity, most of the N was applied at the recommended time for cool-season grasses in most regions of the United States (i.e., autumn), and not when the disease was active in late spring or summer. Dollar spot, turf

Continued on page 5

...Natural Organic Fertilizers...

Continued from page 4

quality, and soil organic matter data were collected in 1998 and 1999, but soil microbial activity and leaf tissue N were monitored only in 1999. **There were few significant differences in dollar spot levels among most N-sources in either year.** In 1998 and 1999, Ringer Lawn Restore® delayed dollar spot to within an acceptable threshold from May to early June, when disease pressure was in the low to moderately severe range. **None of the organic N-sources or composts, however, reduced dollar spot when compared to the synthetic organic N-sources (i.e., urea and SCU) in either year.** The composted sewage sludge product, Com-Pro® (1998 and 1999) and Earthgro Dehydrated Manure® (1999), however, generally enhanced dollar spot, when compared to most other treatments. Data showed that **none of the N-sources had a significant impact on dollar spot after disease pressure had become severe.** Turfs receiving urea and SCU generally exhibited the highest turfgrass quality on most rating dates in both years. The turf quality of the urea and SCU-treated

bentgrass, however, did not generally vary significantly from plots treated with Milorganite, Ringer Lawn Restore, and Scott's All Natural Turf Builder. Lowest turf quality in both years was associated with plots treated with Earthgro Dehydrated Manure®, Com-Pro®, and non-fertilized turf.

No N-source was consistently associated with higher levels of general microbial activity, when compared to the nonfertilized plots. General soil microbial activity data, which were collected in 1999 only, indicated that there was no correlation between soil microbial activity and dollar spot severity. In May and June 1999, higher tissue N levels were observed in all fertilized turfs, when compared to Earthgro Dehydrated Manure® and the nonfertilized plots. When disease pressure was moderately severe (i.e., May and June), there was a strong negative correlation ($P \leq 0.01$) between the amount of foliar N and dollar spot severity. That is, **there was less dollar spot**

Continued on page 6

...Ticks and Chiggers...


Continued from page 3

carbon dioxide. Initial contact with people is usually made on the foot, ankle, or lower leg. The tick then crawls upward until constricted by skin folds or clothing. Ticks often attach at the base of the scalp, at the waist or armpit, or behind the knee. After feeding, the blood-engorged tick drops off the host.

Lyme disease is a potentially dangerous bacterial infection that is transmitted through the bite of a small tick call *Ixodes scapularis*. Adults of this tick are about 1/8 in. (2 mm) long, less than half the size of adults of the common dog ticks. The nymphs are even smaller. But, larvae and nymphs of many common ticks are fairly small, so **it's wise to save the tick to take to a physician or extension specialist if one suspects that it may be the Lyme disease carrier.** Most reported cases have been in the Northeast, upper Midwest, and in California, but incidence of the disease is spreading. The disease is hard to diagnose because the early symptoms mimic the flu (fatigue, headache, fever, swollen glands, pain or stiffness in the neck, muscles, or joints). The most definitive early sign is gradually expanding circular or oval red rash at the site of the bite. However, this rash only develops in about two-thirds of infected persons, and it may be overlooked. **Persons experiencing any of the above symptoms after being bitten by a small tick should see a physician immediately.** In its early stages, Lyme disease can be successfully treated with antibiotics, but therapy becomes more difficult as the disease progresses. Left untreated, Lyme disease can result in chronic arthritis, heart disease, and neurological disorders. **A new, pre-**

ventive vaccine is available for persons who live or work in high-risk areas.

Rocky Mountain spotted fever (RMSF) is a potentially fatal disease carried by common dog ticks and lone star ticks. Symptoms begin 2 to 12 days after the bite and include headache, chills, muscle aches, and very high fever. The most characteristic symptom is a rash that appears on about the second to fifth day on wrists and ankles, later spreading to other body regions. RMSF can be successfully treated with antibiotics in its early stages, but can be life-threatening if left untreated. **For both Lyme disease and RMSF, the tick must remain attached for at least 12 to 24 hours for the pathogens to be transmitted. Thus, periodic body checks for ticks greatly reduce one's chances of being infected.**

Management strategies for ticks are generally the same as described for chiggers. To remove an attached tick, grasp its head with tweezers, close to the skin, and pull slowly and steadily until the tick is dislodged. If tweezers aren't available, grasp the tick with a piece of tissue, placing fingernails on or just behind the mouthparts. Try not to squeeze or crush the tick. Folk remedies such as coating the tick with nail polish or vaseline don't work. Squeezing the tick, or touching it with a hot match, may cause it to regurgitate infected fluids into the wound. After removing the tick, wash the bite site and your hands, apply antiseptic, and cover with a bandage strip. Place the tick in a bottle, preferably with alcohol, and save it for at least 3 weeks. Should disease-related symptoms appear, having the tick may help the doctor with diagnosis. 

Trimmit® 2SC—New Trade Name for Paclobutrazol

Fred Yelverton


Paclobutrazol has been registered for use in highly maintained turfgrass systems for several years. The professional turf product line of The Scotts Company (now The Andersons) has marketed this plant growth regulator, which has been used primarily in cool-season turf. Traditionally, three paclobutrazol products have been sold in turf: (1) a sprayable product sold as TGR Turf Enhancer® 2SC, (2) a 0.42% granular paclobutrazol product formulated on a 31-3-9 fertilizer, and (3) a 0.34% granular paclobutrazol product formulated on a 15-0-29 fertilizer.

In June of 2000, **Zeneca Professional Products began marketing a sprayable paclobutrazol formulation with the trade name of Trimmit® 2SC.** Trimmit® is the same product as the sprayable TGR Turf Enhancer® that was sold by The Scotts Company. Currently, both products are on the market and are available for use. Over time, Trimmit® will most likely replace TGR Turf Enhancer® 2SC as the sprayable formulation of paclobutrazol. Currently, the granular paclobutrazol formulations are being marketed by The Andersons.

Several turfgrass managers have inquired about why Zeneca has suddenly started selling paclobutrazol. Zeneca has always been the basic manufacturer of all paclobutrazol products sold worldwide. In addition to the turfgrass uses mentioned above, paclobutrazol is marketed as an ornamental growth regulator in the ornamentals market by the trade name of Bonzi® (sold by Uniroyal Chemical), and in the industrial vegetation market as a woody plant growth regulator by the trade name of Profile® (sold by Dow AgroSciences). In many other countries, paclobutrazol is sold by the trade name of Coltar®. But again, all paclobutrazol products are manufactured by Zeneca. Un-

til June 2000, when Trimmit® was available for use in turf, Zeneca had chosen to license all paclobutrazol products to other companies.

Paclobutrazol is one of three plant growth regulators registered for use in turfgrasses that temporarily inhibit gibberellin biosynthesis (GA inhibitors) in plants. The other two products that inhibit gibberellin biosynthesis are flurprimidol (sold as Cutless®) and trinexapac-ethyl (sold as Primo®). **Gibberellins are plant-produced hormones that are responsible for cell elongation as well as other plant functions. When gibberellin production is inhibited, plant cells do not elongate, internodes become shortened, and above-ground plant growth is reduced.** Therefore, use of these products can reduce mowing requirements of various turfgrass species. Research has shown that turfgrass growth can be reduced an average of about 50% when under growth regulation.

The most popular use of paclobutrazol is for annual bluegrass (*Poa annua*) control. **The majority of research has shown that paclobutrazol is the most effective product of the GA inhibitors for reducing annual bluegrass populations in bentgrass (*Agrostis* spp.) putting greens.** To date, annual bluegrass control is the most popular use of this product. Annual bluegrass infestations can be reduced with paclobutrazol because annual bluegrass is more sensitive to this product than is bentgrass. Therefore, paclobutrazol results in more relative growth reduction in annual bluegrass than bentgrass. This can lead to a shift in the plant population to more bentgrass and less annual bluegrass over time. This shift generally takes multiple applications at four-week intervals during periods of active growth. In the case of perennial biotypes of *Poa annua*, multiple years are required to obtain the shift in population to more bentgrass. 

...Natural Organic Fertilizers...

Continued from page 5

when higher tissue N was detected. By mid-July, when disease pressure was severe, there no longer was a significant correlation between dollar spot severity and leaf tissue N. Hence, **during low to moderate disease pressure, N availability appeared to be more important in reducing dollar spot severity than soil microbial activity.** Presumably, N stimulates turf growth, enabling plants to recover more rapidly from dollar spot.

Organic matter levels were greater in the upper 1.0 in. (2.5 cm) of soil in plots treated with Sustane®, Earthgro

Select®, Earthgro Dehydrated Manure®, Com-Pro®, and Scott's All Natural Turf Builder® in 1998. Following core cultivation in September 1999 and resampling in March 2000, all treatments were associated with increased organic matter levels in the upper 1.0 in. (2.5 cm) of soil, particularly in Com-Pro®-treated plots. This increase in organic matter was attributed to core cultivation, which improved aeration and downward movement of nutrients, thus promoting a greater root biomass. No treatment, how-

Continued on page 7


Research Summary

Virginia Turfgrass Survey Report

Sound research to develop information concerning the size of the turfgrass industry is quite important and has many applications. These include the basis for justifying government investments in research in support of the turfgrass industry, for documenting the size of the turfgrass industry when presenting requests for specific types of legislation at the local, state, and national level, and for an understanding of the relative size of the diverse components of the turfgrass industry and how each component expends monies in turfgrass establishment and maintenance.

This research summary represents the most current information on a state-wide turfgrass survey, having been published in May of 2000. It has added value since comparisons can be made with an earlier survey conducted in 1982 by the same agency. **The survey reveals a total**

annual maintenance expenditure for the turfgrass industry of \$1.54 billion, which was four times the amount expended in 1982. Obviously, turf has been a major growth industry in Virginia during the past 16 years. A summary of the relative amounts of money expended by eleven components of the Virginia turfgrass industry is shown in the accompanying table. **The total amount of acreage in Virginia devoted to turfgrasses was 1,360,500 acres,** with home lawns, general areas, and highway roadsides representing 89% of the total. It also is noted that this represents a 66% increase from 1982 to 1998. **There were 394,135 paid workers employed in the state of Virginia to maintain these turf areas in 1998.**


Virginia's Turfgrass Survey 2000, by Agricultural Statistics Service, P.O. Box 1659, Richmond, Virginia 23218-1659. 80 pp. 

Turf Maintenance Expenses by Industry Component for 1998.

Industry Component	Paid Labor	Supplies	Equipment Parts and Repairs	Turfgrass Protectants	Total Expenses
Home lawns	\$244,342,000	\$319,165,000	\$159,622,000	\$101,990,000	\$825,119,000
Lawn service companies	170,950,000	83,119,000	24,653,000	19,079,000	297,801,000
General areas	161,847,000	40,923,000	21,819,000	11,675,000	236,264,000
Golf courses	56,513,000	13,760,000	12,084,000	8,755,000	91,112,000
Highway roadsides	15,925,000	870,000	2,500,000	2,503,000	21,798,000
Schools	14,000,000	2,106,000	2,271,000	650,000	19,027,000
Cemeteries	12,809,000	975,000	1,814,000	194,000	15,792,000
Parks	9,386,000	2,898,000	1,722,000	273,000	14,279,000
Churches	8,654,000	1,498,000	2,494,000	362,000	13,008,000
Sod Farms	3,107,000	2,133,000	392,000	196,000	5,828,000
Airports	508,000	51,000	52,000	20,000	631,000
Total	\$698,041,000	\$467,498,000	\$229,423,000	\$145,697,000	\$1,540,659,000

...Natural Organic Fertilizers...

Continued from page 6

ever, increased organic matter in the 1.0 to 2.0 in. depth (2.6–5.0 cm) soil zone in either year. Hence, **after 6 years of applying natural organic N-sources, there was no great impact on soil organic matter levels in the top 2.0 in. (5.0 cm) or soil.** While enhanced soil microbial activity has been linked to the suppression of some diseases, this research and that of Landschoot and McNitt (1997) indicates that N-availability is the most important factor in the suppression of dollar spot with N-sources. 

References

Davis, J.G. 2000. Enhancing the effectiveness and sustainability of biological agents for turfgrass disease sup-

pression. M.Sc. Thesis, Dept. Natural Res. Sci. & LA., University of Maryland, College Park, MD.

Landschoot, P.J. and A.S. McNitt. 1997. Effect of nitrogen fertilizers on suppression of dollar spot of *Agrostis stolonifera* L. *Intern. Turf. Soc. Res. J.* 8:905–911.

Liu, L.X., T. Hsiang, K. Carey, and J.L. Eggen. 1995. Microbial populations and suppression of dollar spot disease in creeping bentgrass with inorganic and organic amendments. *Plant Disease* 79:144–147.

Nelson, E.B. and C.M. Craft. 1992. Suppression of dollar spot on creeping bentgrass and annual bluegrass turf with compost-amended topdressings. *Plant Disease* 76:954–957.