

Extension Bulletin E-2575 Also FAS 11 Minor Revision, January 2001

# Emergency Planning

for the


# Farm



**Including SARA Title III Emergency Planning Requirements**

A cooperative effort between:  
Michigan State University Extension  
Michigan State Police Emergency Management Division  
Michigan Department of Agriculture

Revised and edited by:  
Lynnae Jess, Extension Associate  
Sandra Perry, Extension Associate  
and  
Ben Darling and Allen Krizek, Michigan State University  
Cost of this publication is partially supported by the Michigan Groundwater Stewardship Program



**MICHIGAN STATE  
UNIVERSITY  
EXTENSION**



# Table of Contents



<b>Introduction</b> .....	page 2
Why do you need an emergency plan? .....	page 2
What is SARA Title III? .....	page 2
What you must do to comply with SARA Title III .....	page 3
The Michigan Emergency Tube .....	page 3
Agriculture Pollution Emergency Hotline .....	page 4
<b>What to do if there is a spill</b>	
The 5 C's of spill or release response .....	page 4
Spill or release response procedures .....	page 4
Agrichemical spill kits .....	page 4
Suggested spill kit contents .....	page 5
Anhydrous ammonia: specific information .....	page 5
Reporting requirements for storage and use .....	page 5
Reporting requirements for spills or releases .....	page 5
Developing your emergency plan for accidental spills and fire .....	page 5
<b>Forms and information</b>	
Important information form –	
Local emergency assistance telephone numbers	
Farmstead information	
State and federal agency telephone numbers .....	page 6
Facility information form .....	page 7
Map information sheet and example .....	page 8
Blank farmstead site map .....	page 9
Blank aerial view map .....	page 10
Chemical information form .....	page 11, 12
Farm flammables .....	page 12
Farm response procedures form .....	page 13
Emergency notification form .....	page 14
Extremely hazardous substances (EHS), threshold planning quantities (TPQ) and reportable quantities (RQ) definitions. ....	page 15
Table 1. List of SARA Title III EHS threshold planning quantities and reportable quantities .....	page 16, 17, 18
Table 2. CERCLA reportable quantities (RQ) .....	page 19, 20, 21, 22
Inside back cover (postcards):	
Local emergency planning committee notification	
State emergency response commission notification	



# Introduction

All farms have materials with the potential to harm people and the environment. Each farm needs an action plan to deal with spills, releases and other emergencies. The goal of this bulletin is to help you with the planning process. If your farm operation has a safety and emergency plan in place, you can decrease your chances of serious injury and environmental damage.

By filling out pages 6-13 and sending in the postcards from this bulletin, you will have accomplished three objectives:

1. Prepared a basic farm emergency plan.
2. Complied with the federal requirements for reporting under SARA Title III (Emergency Planning and Community Right-To-Know Act).
3. Put together the information necessary for the **Michigan Emergency Tube**, if your community participates.

---

## Why do you need an emergency plan?

Most farm chemical users are knowledgeable in the safe use and handling of chemicals, but few are prepared to manage an accidental pesticide or fertilizer spill, release or fire. Quick, positive action is needed to minimize the effects on humans, animals and the environment. Incidents involving farm chemicals may range from a few leaking containers to vehicle accidents, fires or large spills. You must know your responsibilities, your options for action, and the laws and guidelines governing a spill or release.

Developing an emergency plan for your entire farm has many benefits:

1. You will learn more about your farm chemicals and how to handle accidents involving them.
2. Even if you are not present, others will be able to follow the plan to manage emergency situations.
3. By keeping a copy of the plan in the Michigan Emergency Tube, you will be providing critical information for your local emergency first responders.
4. It can help meet your obligations under SARA Title III.

---

## What is SARA Title III?

The original Superfund Act (the Comprehensive Environmental Response, Compensation and Liability Act—CERCLA) was passed in 1980 to clean up the nation's hazardous waste sites. In 1986, the Superfund Act was expanded. The expansion is known as the Superfund Amendments and Reauthorization Act

(SARA). Title III of SARA created a nationwide program—the Emergency Planning and Community Right-To-Know Act (EPCRA) to provide information on extremely hazardous substances that are present within a local community.

## What you must do to comply with SARA Title III:

1. Report stored chemicals. You must report to the State Emergency Response Commission (SERC) and the local emergency Planning Committee (LEPC) if you have on site certain substances called extremely hazardous substances (EHS), many of which are pesticides (see Table 1, page 16). Each chemical has a threshold planning quantity (TPQ). If you have the chemical at or above this quantity, you must report even if you have the chemical on site only during application or if it is custom applied. Use the enclosed postcards for reporting to the State Emergency Response Commission and the Local Emergency

Planning Committee. If SARA Title III applies to your farm, it will become part of a list maintained by the state and provided to communities so local emergency responders will know about the presence of extremely hazardous substances. The postcards can also be used to take your name off the list if SARA Title III no longer applies to you.

2. Provide information to the Local Emergency Planning Committee. Once you report by postcard that you have extremely hazardous substances, the Local Emergency Planning



Committee is required to develop an off-site emergency response plan for your farm. The plan helps protect the community if there is a spill, release or fire. You will help the committee do this by providing the information on pages 6-13.

3. Report spills. If you have a spill or release at or above the reportable quantity, you are required to notify federal, state and local authorities. The reportable quantity is the last column on Tables 1 and 2 (pages 16 and 19). Note in the tables that the reportable quantity refers to **spills/releases** while the threshold planning quantity refers to **storage**.

For example, let's assume that the only pesticide that has been on your farm is 5 lb Dimethoate (see the first entry in Table 1, page 16). If you have less than 100 gallons (the threshold planning quantity), you would not have to mail in the postcards. You are not subject to SARA Title III planning and reporting requirements. However, if you spill 2 gallons or more (the reportable quantity), you must report immediately to state, federal and local authorities. The Agriculture Pollution Emergency Hotline will help you with the reporting and follow-up procedure. The Emergency Notification Form on page 14 gives more information on what needs to be reported for spills. NOTE: Pesticides, fertilizers and anhydrous ammonia when used in routine agricultural applications are not considered spills or releases.

---

## The Michigan Emergency Tube

The purpose of the Michigan Emergency Tube is to make available a copy of your emergency plan for emergency responders, if they ever need to be on your property. The information in the plan will help ensure the safety of the responders, minimize property damage, protect residents and protect the environment. The emergency tube is weather resistant and includes a reflective label for quick detection at night. The plan in the tube will be very helpful for first responders and provides the initial information they may need regarding the presence and location of chemicals and other hazards on your property. The plan, designed by you,

will include an overview of your property, highlighting storage areas, buildings, utilities and sensitive areas such as wells and surface water. Complete a plan for each location where hazards are present. See page 5 for information on how to complete the plan.

To determine if your community is participating in the Michigan Emergency Tube project, contact your local Michigan State University Extension office, Conservation District or USDA Natural Resource Conservation Service (NRCS) office, or contact the Michigan Groundwater Stewardship Program at the Michigan Department of Agriculture: 517-335-6529.

---

## Agriculture Pollution Emergency Hotline

The Michigan Department of Agriculture's Agriculture Pollution Emergency Hotline (1-800-405-0101) is designed for agricultural chemical users. It provides immediate access to appropriate technical assistance, regulatory guidance for notification and remediation, common-sense approaches for taking care of a

release and financial assistance possibilities. The hotline is available 24 hours a day and serves as the reporting center when pesticides, fertilizers and manures are accidentally spilled or released.





# What To Do If There Is a Spill

## The 5 C's of spill or release response

1. Caution! Beware of dangers.
2. Control the source.
3. Contain the spill.
4. Communicate details to authorities.
5. Cleanup and follow-up.

## Spill or release response procedures

*These procedures refer to accidental spills or releases of all chemicals used on the farm, including pesticides, fertilizers and petroleum products such as fuel oil and gasoline.*

1. **Caution!** Always assess the dangers of spill or release response first. If you cannot control and/or contain the spill without endangering your health or safety, then immediately call 911. If 911 service is not available in your area, call the fire department and state police directly. You should have these numbers posted by all phones. Use the form on page 6 to record emergency phone numbers.
  2. **Control** the source of the spill or release, if possible. Shut off valves or pump, plug holes or set container upright. If there is a fire, be aware that spraying water on some chemicals can cause a chemical reaction that can make the situation worse. For small fires involving chemicals, use a fire extinguisher rated for all types of fires. For any fire that you cannot easily control, call 911 or the fire department. Make sure they know what chemicals are involved.
  3. **Contain** the spill to a small area, away from groundwater or surface water. The spill could reach groundwater or surface water if it soaks into the soil or if it gets into a drainage ditch, wetland or open water such as a pond or stream. Spills that reach the water can contaminate wells, kill fish and wildlife, and be very costly to clean up.
  4. **Communicate** details to local, state and federal authorities. Use the form on page 14 to record important details about the spill or release.
- ▲ Immediately call 911 or the fire department and the state police if the release is a threat to human health or safety.
  - ▲ If any amount of the chemical has the potential to reach groundwater or surface water, or if the reportable quantity (RQ) is spilled or released to the air, water or soil, immediately call:
    - ◆ National Response Center (NRC) at 1-800-424-8802.
    - ◆ Pollution Emergency Alerting System (PEAS) at 1-800-292-4706.
    - ◆ The Local Emergency Coordinator (get this phone number from your MSU Extension office).
- Tables 1 and 2 in this bulletin list several products used on the farm that have reportable quantities. Use the form on page 11 to record the reportable quantities of the products you use so you know when you might have to report a spill or release.
- ▲ Immediately call the MDA Agriculture Pollution Emergency Hotline at 1-800-405-0101 for all pesticide, fertilizer and manure spills.
- When you call the hotline, MDA staff members will:
- ◆ Help you determine if all appropriate agencies have been notified.
  - ◆ Provide information and guidance for spill response procedures.
  - ◆ Provide technical assistance for cleanups, including proper disposal of contaminated materials.
  - ◆ Provide information about financial assistance possibilities.
5. **Cleanup** and follow-up requirements. All spills and releases must be cleaned up. For some spills and releases, you must prepare and submit a written follow-up report. Call the Agriculture Pollution Emergency Hotline for details of these requirements and help in preparing a written follow-up report, if required.

## Agrichemical spill kits

Every farm should have readily available an agrichemical spill kit. A spill kit is designed to contain, absorb, and provide for the safe and proper disposal of a spilled product. Spill kits on your sprayer and in the

mixing and loading area can protect groundwater from pesticide and fertilizer contamination. You can make an inexpensive spill kit or buy one from commercial agricultural suppliers.



## Suggested spill kit contents

- ◆ Personal protective equipment (rubber gloves, boots, protective suit).
- ◆ Absorbent materials, such as absorbent clay, sawdust, pet litter, activated charcoal, vermiculite, paper or spill pillows to soak up liquid spills.
- ◆ Sweeping compound to keep dry spills from drifting during cleanup.
- ◆ Shovel, broom and dustpan.
- ◆ Heavy-duty detergent.
- ◆ Fire extinguisher rated for all types of fires.
- ◆ Other spill cleanup items specified on the labels of products used regularly.
- ◆ Closable, sturdy plastic container (labeled "Spill Kit") that will hold the quantity of pesticide/fertilizer from the largest container being handled.
- ◆ Emergency telephone numbers ("Important Information," page 6).

## Anhydrous ammonia: specific information

Anhydrous ammonia, commonly used as fertilizer on the farm, can be extremely dangerous to human health. Even though it is a fertilizer and not a pesticide, it is an extremely hazardous substance and is subject to SARA Title III reporting requirements.

Always wear personal protective equipment such as safety goggles and gloves when handling anhydrous ammonia. Respirators with ammonia-type cartridges are available.

### Reporting requirements for storage and use

The threshold planning quantity for anhydrous ammonia is 500 pounds of active ingredient or approximately 97 gallons (a typical nurse tank contains 1,000 gallons). **If you have on site or store** this amount or more at any time during the year, you are required to report it to the State Emergency Response Commission

and the Local Emergency Planning Committee. **There is no exemption for short-term storage. You must report quantities at or above the threshold planning quantity even if the substance is on the site only during application.** Fulfill your reporting requirements by returning the enclosed postcards.

### Reporting requirements for spills or releases

In the event of a spill or release, the Reportable Quantity for anhydrous ammonia is 100 pounds of active ingredient or approximately 19 gallons. If 19 gallons or more is accidentally released (e.g., the nurse tank malfunctions or the hose disconnects and the con-

tents of the tank are released), immediate contact (within 15 minutes) must be made with the Local Emergency Planning Committee, the Agriculture Pollution Emergency Hotline and the National Response Center.

## Developing your emergency plan for accidental spills and fire

1. Fill in the phone numbers on page 6 and keep a copy next to each phone on the farmstead.
2. **Fill out pages 6-13.**
3. Determine if you are covered by SARA Title III by evaluating your potential inventory for extremely hazardous substances. Use the postcards provided to notify the proper authorities. Even if you have no extremely hazardous substances at or above the threshold planning quantity, completing this plan will be helpful to local emergency responders.
4. **Make two photocopies of pages 6-13.**
  - ◆ Send one copy to the Local Emergency Planning Committee.
  - ◆ Put one copy into the Michigan Emergency Tube.
  - ◆ Keep the original for the farm office.
5. Update the information in the plan annually or anytime there is a change at the farmstead, and make sure all copies of the plan are updated.

## IMPORTANT INFORMATION

*Complete this page, make copies and post next to each telephone on the farm*

<b>Local emergency assistance telephone numbers:</b>		
	Emergency	General
Fire department:	911	
Local police:	911	
County sheriff:	911	
State police:	911	
Ambulance:	911	
Local hospital:		
Family doctor:		
Local chemical dealer 1:		
Local chemical dealer 2:		
Local Emergency Management Coordinator:		
Electric company:		
Gas company:		
Equipment dealer/mechanic:		

<b>Farmstead information:</b>	
Name of farm:	
Address of farm:	
County:	
Township:	
Section:	
<i>Directions to farmsite. Help can come from any direction. Be sure to write down exact, simple and accurate directions to the farmstead:</i>	

<b>State and federal agency telephone numbers:</b>	
<b>MDA Agriculture Pollution Emergency Hotline: 1-800-405-0101</b>	
<i>If you have a spill at or above the reportable quantity (see Tables 1 and 2, pages 16 and 19), both agencies listed below must be notified. The Agriculture Pollution Emergency Hotline will help you with the reporting procedures, or use the Emergency Notification Form (page 14) to do it yourself.</i>	
<b>National Response Center:</b>	<b>1-800-424-8802</b>
<b>MDEQ Pollution Emergency Alerting System (PEAS):</b>	<b>1-800-292-4706</b>
<b>Michigan Poison Control System: 1-800-764-7661</b>	<b>(1-800-POISON-1)</b>



I. FACILITY INFORMATION Site: \_\_\_\_\_ Date: \_\_\_\_\_

Complete one form for EACH site.

Name of farm	
Farm address	
Township/section/quarter	/ /

Storage site address or location (if different from above)	
Crossroads and	
Township/section/quarter	/ /

Contact person's name			
Contact person's address			
Phone and fax numbers	days:	evenings:	fax:
Other numbers	pager:	mobile:	

Alternate contact's name			
Alternate contact's address			
Phone and fax numbers	days:	evenings:	fax:
Other numbers	pager:	mobile:	

Fire department (if known) \_\_\_\_\_

Fill in owner information ONLY if it differs from above.

Owner's name			
Owner's address			
Phone and fax numbers	days:	evenings:	fax:

## II. Map information

Complete two maps for each site (farmstead site and aerial)

### 1. Map the farmstead site (or other part of the farm where chemicals are stored) and label all of the following:

#### ◆ Buildings/structures location

Barns, houses, shops, outbuildings, silos, grain bins, manure storage/pits, etc. Indicate sizes and locations of doors.

#### ◆ Land features

Roads and crossroads, driveways and lanes, fences and gates. Wells and/or municipal water supply, hydrants, ponds, streams, rivers, lakes and wetlands. Septic tanks, wastewater systems, cisterns. Drainage ditches, culverts, surface drains. Slope of land (drainage direction).

#### ◆ Chemical/fertilizer storage

Identify where chemicals and fertilizers are stored.

#### ◆ Fire concerns

Use these symbols to show location for each building, also.

- G Main gas shutoff
- E Main electrical shutoff
- AST Aboveground fuel storage tank
- UST Underground fuel storage tank
- LP Liquid propane
- CG Compressed gas (oxygen, acetylene)

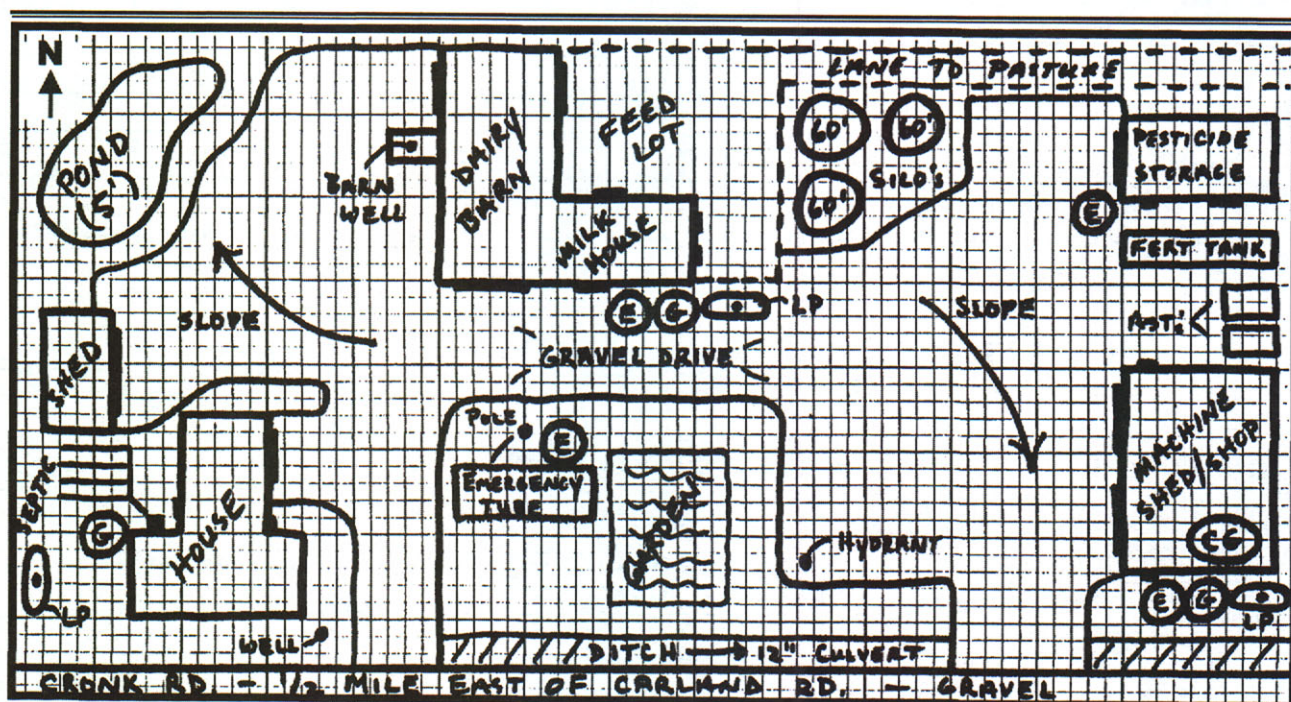
#### ◆ Livestock or special concerns

#### ◆ Michigan Emergency Tube site

### 2. Aerial view map

Identify nearby off-property buildings, land uses and sensitive areas (e.g., churches, parks, day cares, etc.).


### Farmstead site example:



III. Farmstead site map

Date: \_\_\_\_\_


Site address: \_\_\_\_\_



IV. Aerial view map

Date: \_\_\_\_\_

Site address: \_\_\_\_\_



## V. Chemical information

Site: \_\_\_\_\_ Date: \_\_\_\_\_

In the chart below, list all potentially hazardous materials you have on the farm, even for a day or less. List the trade/brand name of the pesticide, anhydrous ammonia and farm flammables (page 12) under the "Product name" column.

In the "Maximum pounds or gallons" column, indicate the largest quantity of that chemical that you have on your farm or anticipate having this year.

Under "Season(s) on hand" indicate what season(s) this chemical will be on the farm by placing an SP for spring, S for summer, F for fall, W for winter or YR for year round, or list specific month(s), if known.

You need to comply with SARA Title III if you have on hand or will have on hand in the coming year the quantity (or greater amounts) listed under "Product Threshold Planning Quantity (TPQ)" (Table 1).

For chemicals that have SARA Title III (Table 1) threshold planning quantities (TPQ) or reportable quantities (RQ) (Table 2), include the CAS number. Also check the EHS column if the quantities kept on your site are at or above the Threshold Planning Quantity and list the reportable quantity.

If you have different product names or formulations of the Extremely Hazardous Substances (EHS) listed in Table 1, add the names of those products to the chart below also. The Local Emergency Planning Committee will determine if they are subject to planning and if they are at or above the Threshold Planning Quantity (TPQ).

Product Material Safety Data Sheets (MSDS) and CAS numbers can be obtained from dealers, manufacturers and various Internet sites:

<http://www.cdms.net/>

<http://www.greenbook.net/>

<http://www.bluebooktor.com/>

<http://www.epa.gov/ceppo/pubs/title3.pdf>

<http://www.chemfinder.com>

EHS (✓)	Product name (formulation)	CAS number	Maximum pounds or gallons	Reportable quantity (RQ)	Season(s) on hand	Area or building where located

Site: \_\_\_\_\_ Date: \_\_\_\_\_

<b>EHS (✓)</b>	<b>Product name (formulation)</b>	<b>CAS number</b>	<b>Maximum pounds or gallons</b>	<b>Season(s) on hand</b>	<b>Area or building where located</b>

<b>Farm flammables</b>					
	<b>Diesel fuel</b>				
	<b>Gasoline</b>				
	<b>Fuel oil</b>				
	<b>Propane</b>				
	<b>Oxygen, acetylene</b>				
	<b>Kerosene</b>				

## VI. Farm response procedures

Site: \_\_\_\_\_ Date: \_\_\_\_\_

Resources available on the farm that could be used in the event of a chemical release or other emergency.

Resource	Location
Water source	
Shovels	
Fire extinguisher	
Tractor (and/or other large equipment)	
Spill kit	
Medical kit	
Flashlights	
Absorbent material	
Personal protective equipment (chemical-resistant suits, goggles, chemical-resistant gloves, boots)	
Empty tanks or containers (to hold liquids and/or water, absorbent material or contaminated material)	
Other (please specify)	

Largest number of workers on the farm, including family members, at any one time: \_\_\_\_\_

**Chemical information** - Material Safety Data Sheets (MSDS) for each extremely hazardous substance at or above the Threshold Planning Quantity must be available and can be obtained from dealers, manufacturers and various Internet sites. Keep the Material Safety Data Sheets with pesticide labels.

Where are the Material Safety Data Sheets kept or filed?

\_\_\_\_\_

\_\_\_\_\_

Routes used to transport extremely hazardous substances — Name the public roads or highways that would normally be used to transport hazardous substances to or from the farm.

\_\_\_\_\_

\_\_\_\_\_

## Emergency Notification Form

**Site:** \_\_\_\_\_ **Date:** \_\_\_\_\_

The emergency notification form may be filled out after a spill or release and is to be used as a guide for follow-up reporting and when calling authorities.

**This form (parts 1-11) is designed to assist you when providing information immediately after the spill or release. Follow up by sending an updated written copy of this notification form (including items 12 and 13) to your Local Emergency Planning Committee and the State Emergency Response Commission (SARA Title III Program, Environmental Assistance Division, MDEQ, P.O. Box 30457; Lansing, MI 48909-7957). Keep a copy for yourself.**

1. Date and time of the spill or release:

\_\_\_\_\_

\_\_\_\_\_

2. Chemical name(s) of all substances spilled or released:

\_\_\_\_\_

\_\_\_\_\_

\_\_\_\_\_

3. Chemicals spilled or released that are in Table 1 or Table 2 (pages 16 and 19):

\_\_\_\_\_

\_\_\_\_\_

4. Amount of material released:

\_\_\_\_\_

\_\_\_\_\_

5. Duration of the spill or release:

\_\_\_\_\_

6. Location of the spill or release:

\_\_\_\_\_

\_\_\_\_\_

7. Where did the spilled or released materials go?

Check all that apply:

air  soil  water  paved surface

8. Was anyone injured? If yes, please describe.

\_\_\_\_\_

\_\_\_\_\_

\_\_\_\_\_

9. Is there any potential for the material to have effects off your property? If so, where and how?

\_\_\_\_\_

\_\_\_\_\_

10. Were any public protection actions taken, such as evacuation?

\_\_\_\_\_

\_\_\_\_\_

\_\_\_\_\_

11. Name, address and telephone number of the person completing report:

\_\_\_\_\_

\_\_\_\_\_

\_\_\_\_\_

12. Contacts record:

Agency	Date	Time	Person
MDA Agriculture Pollution Emergency Hotline	_____	_____	_____
Local emergency coordinator	_____	_____	_____
Pollution Emergency Alerting System	_____	_____	_____
National Response Center	_____	_____	_____
Others: _____	_____	_____	_____

13. OTHER RESPONSE ACTIONS TAKEN:

\_\_\_\_\_

\_\_\_\_\_

\_\_\_\_\_

\_\_\_\_\_



## **Table 1: Extremely hazardous substances (EHS), threshold planning quantities (TPQ) and reportable quantities (RQ).**

The following table lists the most commonly used pesticides on the EPA's list of Extremely Hazardous Substances (EHS) and their Threshold Planning Quantities (TPQ). **If you have formulations of the extremely hazardous substances (EHS) that do not appear in Table 1, record these formulations in your product inventory table on page 11 for verification by your local emergency planning committee (LEPC).**

### **Product name (formulation)**

This list is alphabetical by the product's trade or brand name.

### **Chemical name (EHS) (active ingredient)**

This is the chemical name of the Extremely Hazardous Substance (EHS) in the product.

### **CAS number**

The chemical abstract service (CAS) number is used by the Local Emergency Planning Committee (LEPC), fire department and other emergency planners and responders. The CAS number identifies the active ingredient in the pesticide. The number links to Material Safety Data Sheets (MSDS) and other databases for firefighting and health issues.

### **Product Threshold Planning Quantity (TPQ)**

Quantities in this column were calculated for the **PRODUCT AS PURCHASED**, given that usually only a percentage of the product is an Extremely Hazardous Substance (EHS). Therefore, the farm must have the amount of product listed in this column on hand or expect to have it on hand in the coming year for the farm to be subject to the reporting and planning requirements.

### **Product Reportable Quantity (RQ): for spill or release**

If the quantity in this column (or a greater amount) is spilled or released, it must be reported immediately to local, state and federal authorities. Routine agricultural application of these products is not considered a spill or release.

*NOTE: Several products in the table are discontinued or canceled (indicated by 1). If you have any of these discontinued or canceled products, contact your MSU Extension agent for directions on disposal of these products. There may also be other product names or formulations of the Extremely Hazardous Substances (EHS) that have not been included in Table 1 or Table 2. If these products are being stored and their active ingredient/s is/are listed in Table 1, the products should be included in your product inventory table on page 11.*

**Table 1. List of SARA Title III EHS Threshold Planning Quantities (TPQ) (for storage and use) and Reportable Quantities (RQ) (for spills and releases).**

Product name (formulation)	Chemical name (EHS) (active ingredient)	CAS number	Product Threshold Planning Quantity (TPQ) for storage or use (as purchased)	Product Reportable Quantity (RQ) for spill or release (as purchased)
5 lb Dimethoate	dimethoate	60-51-5	100 gal	2 gal
Acti-dione1	cycloheximide	66-81-9	see note	see note
Agrox D-L Plus	lindane	58-89-9	4,000 lb	4 lb
Anhydrous Ammonia	ammonia	7664-41-7	97 gal	19 gal
Aqualin1	acrolein	107-02-8	see note	see note
Avitrol Control of Gulls	pyridine, 4-amino-	504-24-5	2,000 lb	4,000 lb
Azinphos-M 50W	azinphos-methyl	86-50-0	20 lb	2 lb
Azinphosmethyl 50W	azinphos-methyl	86-50-0	20 lb	2 lb
Azodrin1	monocrotophos	6923-22-4	see note	see note
Brom-o-gas	methyl bromide	74-83-9	1,020 lb	1,020 lb
Calo-chlor	mercuric chloride	7487-94-7	833 lb	833 lb
Carbolic Acid <sup>1</sup>	phenol	108-95-2	see note	see note
Carbon Disulfide <sup>1</sup>	carbon disulfide	75-15-0	see note	see note
Carzol SP Miticide/Insecticide	formetanate	23422-53-9	543 lb	1 lb
Chlordane <sup>1</sup> - Clean Crop Sniper 2-E	chlordane	57-74-9	see note	see note
Azinphos-methyl	azinphos-methyl	86-50-0	5 gal	0.5 gal
Clean Crop Methyl Parathion	methyl parathion	298-00-0	25 gal	25 gal
Co-Ral	coumaphos	56-72-4	5,000 lb	500 lb
Co-Ral 1% Dust	coumaphos	56-72-4	10,000 lb	1,000 lb
Counter 20CR	terbufos	13071-79-9	480 lb	480 lb
Counter 15G	terbufos	13070-79-9	667 lb	667 lb
Counter CR	terbufos	13071-79-9	480 lb	480 lb
Crusade 5G Granular Insecticide	fonofos	944-22-9	10,000 lb	10,000 lb
Cycocel Plant Growth Regulant	chlormequat-chloride	999-81-5	100 gal	100 gal
Cygon 400	dimethoate	60-51-5	125 gal	2.5 gal
Cygon 2E	dimethoate	60-51-5	250 gal	5 gal
Dasanit <sup>1</sup>	fensulfothion	115-90-2	see note	see note
Di-Syston 8	disulfoton	298-04-4	62.5 gal	0.125 gal
Di-Syston 15G	disulfoton	298-04-4	3,333 lb	6.7 lb
Dimethoate 4EC	dimethoate	60-51-5	125 gal	2.5 gal
Dimethoate 2.67 EC	dimethoate	60-51-5	187 gal	3.7 gal
Dimethoate 400	dimethoate	60-51-5	125 gal	2.5 gal
Dimethoate 4E	dimethoate	60-51-1	125 gal	2.5 gal
Dinitro <sup>1</sup>	dinoseb	88-85-7	see note	see note
Drexel Lindane 20%	lindane	58-89-9	606 gal	0.6 gal
Dyanap <sup>1</sup>	dinoseb	88-85-7	see note	see note
Dyfonate 4EC	fonofos	944-22-9	125 gal	125 gal
Dyfonate II 15G	fonofos	944-22-9	3,333 lb	3,333 lb
Dyfonate II 20G	fonofos	944-22-9	2,500 lb	2,500 lb
Dyfonate II 10G	fonofos	944-22-9	5,000 lb	5,000 lb
Dyfonate Tillam 1-4E	fonofos	944-22-9	500 gal	500 gal
Dyfonate 2G	fonofos	944-22-9	25,000 lb	25,000 lb
Edge Insecticide-Herbicide	fonofos	944-22-9	500 gal	500 gal
Endosulfan 3EC	endosulfan	115-29-7	3.3 gal	0.33 gal

**Table 1 (continued). List of SARA Title III EHS Threshold Planning Quantities (TPQ) (for storage and use) and Reportable Quantities (RQ) (for spills and releases)**

Product name (formulation)	Chemical name (EHS) (active ingredient)	CAS number	Product Threshold Planning Quantity (TPQ) for storage or use (as purchased)	Product Reportable Quantity (RQ) for spill or release (as purchased)
Endosulfan 50W	endosulfan	115-29-7	20 lb	2 lb
Endrin <sup>1</sup>	endrin	72-20-8	see note	see note
Ethion 8EC	ethion	563-12-2	125 gal	12.5 gal
Ethion 4EC	ethion	563-12-2	250 gal	2.5 gal
Fulex Nicotine Fumigator	nicotine	54-11-5	714 lb	714 lb
Fulex Dithio Insecticidal Smoke	sulfotep	3689-24-5	3571 lb	714 lb
Fumitoxin	aluminum phosphide	20859-73-8	909 lb	181 lb
Furadan 4F	carbofuran	1563-66-2	2.5 gal	2.5 gal
Furadan 15G	carbofuran	1563-66-2	66,667 lb	67 lb
Gastoxin Fumigation	aluminum phosphide	20859-73-8	877 lb	175 lb
Germate Plus	lindane	58-89-9	4,000 lb	4 lb
Gramoxone Extra	paraquat	1910-42-5	4 gal	4 gal
Grandslam 75WP	methiocarb	2032-65-7	667 lb	13.3 lb
Guthion 50 WP	azinphos-methyl	86-50-0	20 lb	2 lb
Guthion 35 WP	azinphos-methyl	86-50-0	28.5 lb	2.8 lb
Guthion 3 Flowable	azinphos-methyl	86-50-0	3.3 gal	0.33 gal
Guthion 2S	azinphos-methyl	86-50-0	5 gal	0.5 gal
Holdem Insecticide-Nematicide	ethoprop	13194-48-4	10,000 lb	10,000 lb
Holdem Insecticide-Nematicide	phorate	298-02-2	100 lb	100 lb
Imidan 70WP	phosmet	732-11-6	14.3 lb	14.3 lb
Imidan 50WP	phosmet	732-11-6	20 lb	20 lb
Isotox Wettable 25	lindane	58-89-9	4,000 lb	4 lb
Isotox Seed Treater	lindane	58-89-9	4,000 lb	4 lb
Kernel Guard	lindane	58-89-9	1,333 lb	1.33 lb
Kickstart	lindane	58-89-9	4,000 lb	4 lb
Lannate	methomyl	16752-77-5	556 lb	111 lb
Lannate L	methomyl	16752-77-5	278 gal	56 gal
Lannate LV	methomyl	16752-77-5	208 gal	41.6 gal
Lindane 40%	lindane	58-89-9	2,500 lb	2.5 lb
Lindane 25 Planter Box Seed Treater	lindane	58-89-9	4,000 lb	4 lb
Magnicide B	acrolein	107-02-8	77 gal	0.15 gal
Mainstay 2G	fonofos	944-22-9	25,000 lb	25,000 lb
Mesurol 75WP	methiocarb	2032-65-7	667 lb	13.3 lb
Metasystox-R	demeton-S-methyl	919-86-8	250 gal	250 gal
Methyl Parathion 6 EC	methyl parathion	298-00-0	33.3 gal	33.3 gal
Mocap 5G	ethoprop	13194-48-4	20,000 lb	20,000 lb
Mocap 10G	ethoprop	13194-48-4	10,000 lb	10,000 lb
Mocap EC	ethoprop	13194-48-4	167 gal	167 gal
Mocap 15G	ethoprop	13194-48-4	6,667 lb	6667 lb
Monitor 4	methamidophos	10265-92-6	25 gal	25 gal
Nemacur 10G	fenamiphos	22224-92-6	100,000 lb	100 lb
Nemacur 15G	fenamiphos	22224-92-6	66,667 lb	6.7 lb
Nemacur 3	fenamiphos	22224-92-6	3.3 gal	3.3 gal
Nicotine Smoke Generator	nicotine	54-11-5	714 lb	714 lb

**Table 1 (continued). List of SARA Title III EHS Threshold Planning Quantities (TPQ) (for storage and use) and Reportable Quantities (RQ) (for spills and releases)**

Product name (formulation)	Chemical name (EHS) (active ingredient)	CAS number	Product Threshold Planning Quantity (TPQ) for storage or use (as purchased)	Product Reportable Quantity (RQ) for spill or release (as purchased)
Nicotine Sulfate <sup>1</sup>	nicotine sulfate	7786-81-4	see note	see note
Oxamyl 10G	oxamyl	23135-22-0	100,000 lb	10 lb
Paraspray 4-E	ethyl parathion	56-38-2	25 gal	2.5 gal
Paraspray 6-3	ethyl parathion	56-38-2	16.7 gal	1.7 gal
Parathion 25WP	ethyl parathion	56-38-2	400 lb	40 lb
Parathion 8 Aqua	ethyl parathion	56-38-2	12.5 gal	1.25 gal
Parathion 15WP	ethyl parathion	56-38-2	667 lb	67 lb
Pennacap-M	methyl parathion	298-00-0	50 gal	50 gal
Pestroy 4EC	fenitrothion	122-14-5	125 gal	0.25 gal
Pestroy 8EC	fenitrothion	122-14-5	62.5 gal	0.125 gal
Phaser 3EC	endosulfan	115-29-7	3.33 gal	0.33 gal
Phaser 50WP	endosulfan	115-29-7	20 lb	2 lb
Phorate 20G	phorate	298-02-2	50 lb	50 lb
Phosdrin IPA4	mevinphos	7786-34-7	143 gal	2.9 gal
Phosdrin 4EC	mevinphos	7786-34-7	139 gal	2.8 gal
Phosphamidon	phosphamidon	3171-21-6	13 gal	0.125 gal
Phostox Fumigation Pellets	aluminum phosphide	20859-73-8	833 lb	167 lb
Phostoxin	aluminum phosphide	20859-73-8	909 lb	181 lb
Plantfume 103 Smoke Generator	sulfotep	3689-24-5	3,333 lb	667 lb
Premerge <sup>1</sup>	dinoseb	88-85-7	see note	see note
Prentox 20 Lindane	lindane	58-89-9	613 gal	0.6 gal
Rampart 10G	phorate	298-02-2	100 lb	100 lb
Rid-A-Bird <sup>1</sup>	endrin	72-20-8	see note	see note
Sumithion <sup>1</sup>	fenitrothion	122-14-5	see note	see note
Supracide 25WP	methidathion	950-37-8	2,000 lb	2,000 lb
Supracide 2E	methidathion	950-37-8	250 gal	250 gal
Systox1	demeton	8065-48-3	see note	see note
Temik 10G	aldicarb	116-06-3	100,000 lb	10 lb
Temik 15G	aldicarb	116-06-3	66,667 lb	6.7 lb
Tenoran <sup>1</sup>	chloroxuron	1982-47-4	see note	see note
Terr-o-gas 67	methyl bromide	74-83-9	1,493 lb	1,493 lb
Terr-o-gas 98	methyl bromide	74-83-9	1,020 lb	1,020 lb
Thimet 15G	phorate	298-02-2	67 lb	67 lb
Thimet 20G	phorate	298-02-2	50 lb	50 lb
Thiodan cottonseed Oil	endosulfan	115-29-7	5 gal	0.5 gal
Thiodan 50 WP	endosulfan	115-29-7	20 lb	2 lb
Thiodan 3EC	endosulfan	115-29-7	3.3 gal	0.33 gal
Toxaphene <sup>1</sup>	camphechlor	8001-35-2	see note	see note
Trithion <sup>1</sup>	carbophenothion	786-19-6	see note	see note
Vapona Concentrate Insecticide	dichlorvos	62-73-7	258 gal	2.6 gal
Vinco Formaldehyde Solution	formaldehyde	50-00-0	500 lb	100 lb
Vorlex	methyl isothiocyanate	556-61-6	296 gal	296 gal
Vydate L	oxamyl	23135-22-0	56 gal	0.5 gal
Zectran <sup>1</sup>	mexacarbate	315-18-4	see note	see note

<sup>1</sup> These products are canceled or discontinued.

**USE FOR SPILLS AND RELEASES ONLY. These chemicals are in addition to Table products.**

Products in this table do not require reporting if stored or used (no Threshold Planning Quantities) but DO require reporting if spilled or released in amounts equal to or greater than the amount in the RQ column.

**Table 2. CERCLA Reportable Quantities (RQ).**

Product name (formulation)	Chemical name (active ingredient)	CAS number	Threshold Planning Quantities (TPQ)	Product Reportable Quantity (RQ) for spill or release (as purchased)
10% Sevin Granules	carbaryl	63-25-2		1,000 lb
5% Malathion Dust	malathion	121-75-5		2,000 lb
50% Malathion	malathion	121-75-5		200 lb
6% Malathion Grain Protector	malathion	121-75-5		166 lb
Arsenal Diuron 70DG	diuron	330-54-1		161 lb
Banvel 520	dicamba	1918-00-9		1,000 gal
Banvel SGF	dicamba	1918-00-9		500 gal
Banvel	dicamba	1918-00-9		250 gal
Basamid Granular	dazomet	533-74-4		1 lb
Benlate	benomyl	17804-35-2		2 lb
Benlate SP	benomyl	17804-35-2		2 lb
Broadstrike + Treflan	trifluralin	1582-09-8		3 gal
Busan 1020	metam-sodium	137-42-8		0.3 gal
Captan 400	captan	133-06-2		2.5 gal
Captan 300	captan	133-06-2		3.3 gal
Captan 75 Seed Protection	captan	133-06-2		13.6 lb
Captan 4000 Flowable Seed Protectant	captan	133-06-2		2.5 gal
Captan 80W	captan	133-06-2		12.5 lb
Captan 7.5 Dust	captan	133-06-2		136 lb
Captan 50W	captan	133-06-2		20 lb
Captan 10 Potato Seed Protectant	captan	133-06-2		102 lb
Captan 4L	captan	133-06-2		2.5 gal
Captan-Streptomycin 7.5	captan	133-06-2		136 lb
Carbamate 76WDG	ferbam	14484-64-1		1.3 lb
Carbaryl 4L	carbaryl	63-25-2		25 gal
Carbaryl 80S	carbaryl	63-25-2		125 lb
Carbaryl 90DF	carbaryl	63-25-2		111 lb
Carbaryl 50WP	carbaryl	63-25-2		200 lb
Casoron 50W	dichlobenil	1194-65-6		200 lb
Casoron 10G	dichlobenil	1194-65-6		1,000 lb
Casoron 4G	dichlobenil	1194-65-6		2,500 lb
Chlorpyrifos 2E	chlorpyrifos	2921-88-2		0.5 gal
Chlorpyrifos 15G	chlorpyrifos	2921-88-2		10 lb
Chlorpyrifos 4E	chlorpyrifos	2921-88-2		0.25 gal
Clean Crop Butyl 6 Ester	2,4-D ester	94-80-4		17.7 gal
Comite	propargite	2312-35-8		1.5 gal
Commence Herbicide	trifluralin	1582-09-8		3.3 gal
Crossbow	2,4-D ester	1929-73-3		50 gal
Cythion Insecticide	malathion	121-75-5		10.7 gal
Cythion ULV	malathion	121-75-5		10.2 gal
D-Z-N 2.0 M.E.C.	diazinon	333-41-5		0.5 gal

**Table 2 (continued). CERCLA Reportable Quantities (RQ).**

Product name (formulation)	Chemical name (active ingredient)	CAS number	Threshold Planning Quantities (TPQ)	Product Reportable Quantity (RQ) for spill or release (as purchased)
Diazinon AG500	diazinon	333-41-5		0.25 gal
Diazinon AG600 WBC	diazinon	333-41-5		1.7 lb
Diazinon 14G	diazinon	333-41-5		7 lb
Diazinon 50W	diazinon	333-41-5		2 lb
Dibrom 8 Emulsive	naled	300-76-5		1.25 gal
Dicofol 4 EC	dicofol	115-32-2		2.5 gal
Diquat	diquat	85-00-7		500 gal
Direx 80DF	diuron	330-54-1		125 lb
Direx 4L	diuron	330-54-1		25 gal
Diuron 80W	diuron	330-54-1		125 lb
Diuron 4L	diuron	330-54-1		25 gal
Dylox 6.2 Granular	trichlorfon	52-68-6		1,612 lb
Dylox 80WP	trichlorfon	52-68-6		125 lb
Eptam 6.7E	EPTC	759-94-4		0.15 gal
Eptam 7E	EPTC	759-94-4		0.14 gal
Eptam 5G	EPTC	759-94-4		0 lb
Eptam 2.3G	EPTC	759-94-4		43.5 lb
Eptam 20G	EPTC	759-94-4		5 lb
Eptam 10G	EPTC	759-94-4		10 lb
Eradicane 25G	EPTC	759-94-4		4 lb
Fyfanon ULV	malathion	121-75-5		10.2 gal
Isotox Seed Treater	captan	133-06-2		82 lb
Karmex DF	diuron	330-54-1		125 lb
Kelthane MF	dicofol	115-32-2		2.5 gal
Kelthane 35	dicofol	115-32-2		28.6 lb
Kelthane 50	dicofol	115-32-2		20 lb
Knox Out 2 FM	diazinon	333-41-5		0.5 gal
Krovar DF	diuron	330-54-1		250 lb
Larvin DF	thiodicarb	59669-26-0		1.25 lb
Larvin 3.2	thiodicarb	59669-26-0		0.3 gal
Lorsban 30 Flowable	chlorpyrifos	2921-88-2		3.3 lb
Lorsban 15G	chlorpyrifos	2921-88-2		6.7 lb
Lorsban 4E	chlorpyrifos	2921-88-2		0.25 gal
Lorsban 50W	chlorpyrifos	2921-88-2		2 lb
Malathion 5EC	malathion	121-75-5		20 gal
Malathion 55 Insecticide	malathion	121-75-5		20 gal
Malathion 50	malathion	121-75-5		200 lb
Malathion ULV Concentrate	malathion	121-75-5		10.2 gal
Malathion 57 EC	malathion	121-75-5		20 gal
Malathion 25WP	malathion	121-75-5		400 lb
Malathion 8 EC	malathion	121-75-5		12.5 gal
Metam Soil Fumigant	metam-sodium	137-42-8		0.3 gal
Methoxychlor 2 EC	methoxychlor	72-43-5		0.5 gal
Methoxychlor Emulsion	methoxychlor	72-43-5		0.5 gal
Omite 6E	propargite	2312-35-8		1.7 gal
Omite 30WS	propargite	2312-35-8		33.3 lb

**Table 2 (continued). CERCLA Reportable Quantities (RQ).**

Product name (formulation)	Chemical name (active ingredient)	CAS number	Threshold Planning Quantities (TPQ)	Product Reportable Quantity (RQ) for spill or release (as purchased)
Omite-CR	propargite	2312-35-8		33.3 lb
Ornamite	propargite	2312-35-8		33.3 lb
Passport Herbicide	trifluralin	1582-09-8		4.2 gal
PCNB 10G	PCNB	82-68-8		1,000 lb
PCNB 10% Granules	PCNB	82-68-8		1,000 lb
PCNB 75WP	PCNB	82-68-8		133.3 lb
Proxol 80 SP	trichlorfon	52-68-6		125 lb
Pyrenone Crop Spray	pyrethrin	8003-34-7		2 gal
Ridomil PC 11G	PCNB	82-68-8		1,000 lb
Ridomil PC Granular	PCNB	82-68-8		10,000 lb
Rootone F Rooting Hormone	thiram	137-26-8		250 lb
Salute 4EC	trifluralin	1582-09-8		4 gal
Sevimol	carbaryl	63-25-2		25 gal
Sevin 80S	carbaryl	63-25-2		125 lb
Sevin 4F	carbaryl	63-25-2		25 gal
Sevin Brand ULV Carbaryl	carbaryl	63-25-2		25 gal
Sevin XLR	carbaryl	63-25-2		25 gal
Sevin 50W	carbaryl	63-25-2		200 lb
Sevin 4 Oil	carbaryl	63-25-2		25 gal
Slam	carbaryl	63-25-2		769 lb
Sodium Hypochlorite 12.5%	sodium hypochlorite	7681-52-9		80 gal
Spotrete 75 WDG	thiram	137-26-8		13.3 lb
Sutan + 6.7E	butylate	2008-41-5		0.15 gal
Team 2G	trifluralin	1582-09-8		500 lb
Telone II Soil Fumigant	1,3-dichloropropene	542-75-6		106 lb
Telone C-17	1,3-dichloropropene	542-75-6		12 gal
Terraclor 2 EC	PCNB	82-68-8		50 gal
Terraclor Flowable	PCNB	82-68-8		25 gal
Terraclor 10% Granular	PCNB	82-68-8		1,000 lb
Terraclor 75WP	PCNB	82-68-8		133 lb
Thiram 75 WP	thiram	137-26-8		13.3 lb
Thiram 65W	thiram	137-26-8		15.4 lb
Thiram 50 WP	thiram	137-26-8		20 lb
Tops 2.5D	thiophanate-methyl	23564-05-8		40 lb
Tops 5 Potato Seed-Piece Treatment	thiophanate-methyl	23564-05-8		20 lb
Tops MZ Potato Seed-Piece Treatment	thiophanate-methyl	23564-05-8		40 lb
Topsin M 85 WDG	thiophanate-methyl	23564-05-8		1.2 lb
Topsin M 4.5F	thiophanate-methyl	23564-05-8		0.2 gal
Topsin M 70% WP	thiophanate-methyl	23564-05-8		1.4 lb
Topsite 2.5G	diuron	330-54-1		5,000 lb
Treflan EC	trifluralin	1582-09-8		2.5 gal
Treflan HFP	trifluralin	1582-09-8		2.5 gal
Treflan 5 Herbicide	trifluralin	1582-09-8		2 gal
Treflan 5G	trifluralin	1582-09-8		200 lb
Tri-Scept Herbicide	trifluralin	1582-09-8		3.89 gal

**Table 2 (continued). CERCLA Reportable Quantities (RQ).**

Product name (formulation)	Chemical name (active ingredient)	CAS number	Threshold Planning Quantities (TPQ)	Product Reportable Quantity (RQ) for spill or release (as purchased)
Trifluralin 4	trifluralin	1582-09-8		2.5 gal
Trifluralin HF	trifluralin	1582-09-8		2.25 gal
Trilin	trifluralin	1582-09-8		2.5 gal
Turflon D	2,4-D ester	1929-73-3		50 gal
Vapam HL	metam-sodium	137-42-8		0.23 gal
Vitavax-200 Flowable Fungicide	thiram	137-26-8		5.9 gal
Vorlex Soil Fumigant	1,3-dichloropropene	542-75-6		30 gal
Weedone DPC	2,4-D ester	1929-73-3		54 gal
Weedone LV4	2,4-D ester	1929-73-3		26.3 gal
Weedone LV6	2,4-D ester	1929-73-3		17.5 gal
Weedone 638	2,4-D ester	1929-73-3		35.7 gal
Ziram 4L	ziram	137-30-4		0.25 gal
Ziram 87.3 WP	ziram	137-30-4		1.4 lb
Ziram 76DF	ziram	137-30-4		1.3 lb



MSU is an affirmative-action equal-opportunity institution. Michigan State University Extension programs and materials are open to all without regard to race, color, national origin, gender, religion, age, disability, political beliefs, sexual orientation, marital status, or family status. • Issued in furtherance of Extension work in agriculture and home economics, acts of May 8 and June 30, 1914, in cooperation with the U.S. Department of Agriculture. Arlen Leholm, Extension director, Michigan State University, E. Lansing, MI 48824. • This information is for educational purposes only. References to commercial products or trade names do not imply endorsement by MSU

Extension or bias against those not mentioned. This bulletin becomes public property upon publication and may be printed verbatim with credit to MSU. Reprinting cannot be used to endorse or advertise a commercial product or company.

Minor Revision - 1:01 - 7.5M-KMF/ LP, \$1.00, for sale only

File 27.22 (Pests and Pest Management)



# Notes

# Notes

## LOCAL EMERGENCY PLANNING COMMITTEE NOTIFICATION

This postcard is for notifying the Local Emergency Planning Committee (LEPC) that:

- I have a farm that is subject to the planning and reporting requirements of SARA Title III (Section 302).
- I have a farm that is not subject to the planning and reporting requirements of SARA Title III (Section 302).
- I have a farm that is no longer subject to the planning and reporting requirements of SARA Title III (Section 302), and my farm should be removed from the list.

\_\_\_\_\_  
(Name of facility contact person)

\_\_\_\_\_  
(Telephone number)

\_\_\_\_\_  
(Address and city of the site where the Extremely Hazardous Substances are/were present)

\_\_\_\_\_  
(Signature)

\_\_\_\_\_  
(Date)

## STATE EMERGENCY RESPONSE COMMISSION NOTIFICATION

This postcard is for notifying the State Emergency Response Commission (SERC) that:

- I have a farm that is subject to the planning and reporting requirements of SARA Title III (Section 302).
- I have a farm that is not subject to the planning and reporting requirements of SARA Title III (Section 302).
- I have a farm that is no longer subject to the planning and reporting requirements of SARA Title III (Section 302), and my farm should be removed from the list.

\_\_\_\_\_  
(Name of facility contact person)

\_\_\_\_\_  
(Telephone number)

\_\_\_\_\_  
(Address and city of the site where the Extremely Hazardous Substances are/were present)

\_\_\_\_\_  
(Signature)

\_\_\_\_\_  
(Date)

Please send me information on pollution prevention (good stewardship practices).

**Local Emergency Planning Committee**

---

---

---

**SARA TITLE III  
Environmental Assistance Division  
Michigan Dept. of Environmental Quality  
P.O. Box 30457  
Lansing, Michigan 48909-7957**

**1-800-662-9278**