


# *Poultry* LICE and MITES *Steal* EGGS..MEAT..FEED

C. B. DIBBLE

An illustration of a long, single-story chicken coop with a gabled roof and several windows. A large group of chickens is gathered in the yard in front of the coop, behind a wire fence. In the background, there is a house with a chimney and another building.

CHICKEN MITES (RED MITES)  
LIVE IN BUILDINGS

LICE - SCALY LEG - FEATHER  
MITES - LIVE ON THE BIRDS

# POULTRY LICE AND MITES

C. B. DIBBLE

Lice and mites prevent maximum returns from feed and labor in infested flocks.

The common chicken mites, scaly leg mites, feather mites and several kinds of lice are responsible for enormous losses to farm flock owners of chickens and other poultry every year. These losses are preventable and the eradication or control of these pests is not expensive or difficult if the habits of the various pests are considered and proper control measures applied.




Fig. 1. Spray into cracks and corners in coop for mites.

## COMMON CHICKEN MITE

This pest lives in the coop and visits the birds at night to feed. Control must be aimed at and applied to the coop. This can be accomplished by spraying the coop with any one of several materials, among these are stock dip, cresol solutions, lime-sulphur solution, and various oils. The cheapest and most effective remedy has been found by many trials to be **a mixture of crank case oil and kerosene in about equal parts.** This mixture sprays well in hand equipment and lasts so that applications need to be made less frequently. It does sometimes soil the feathers of white birds.

Whitewash looks well but is not an effective treatment for chicken mites as ordinarily used.

## SCALY LEG MITE

Scaly leg is caused by small mites burrowing into the skin on the legs and feet. Control is readily accomplished by dipping the feet of the infested birds in crude petroleum or used crank case oil. The treatment should be repeated in about 30 days if necessary.

## CHICKEN LICE

The life-cycle and habits of the kinds of lice commonly found in Michigan flocks are such that control is accomplished for all of them with the same treatments. They live on the birds and treatment must be used that will reach them there. Control can be accomplished by using dusting powders on the birds or nicotine sulphate applied to the perches at roosting time. Nicotine sulphate, when warmed by the birds, gives off a vapor that penetrates the feathers and kills the pests upon them.

**Dusting** requires the catching and individual treatment of each bird. Dust is applied in pinches or all over the bird. It is relatively slow and disturbs the bird because of the necessary handling. If this method is preferred, safe materials should be used. Pyrethrum or derris louse powders can be used with safety to the operator and birds, and may be used on "setting hens". Do not breathe sodium fluoride or use on broody hens. Repeat all treatments in 14 days.

**Nicotine on Perches**—The use of nicotine sulphate, 40 per cent on the perches, applied as a fine line, just before roosting time seems to be the cheapest and most effective remedy for lice. One ounce of the material will suffice for about 30 feet of perch. This method kills the lice and mites on the bird but must be repeated in 14 days to kill the "nits" that have hatched in the meantime. When **feather mites** are known to be present repeat every 3 days for 3 applications. Do not use nicotine sulphate when the coop is cold enough for the water to freeze.




Fig. 2. Thin line of nicotine on perch for lice.

## CAUTION

Do not spray the coop or perches with pure or diluted nicotine. This is dangerous to you and the birds.

### HOW TO CONTROL CHICKEN MITES

1. Clean coop thoroughly.
2. Spray coop, perches and nests with a mixture of crank case oil and kerosene in equal parts. Do not attempt to paint this on.

### HOW TO CONTROL SCALY LEG

1. Dip birds feet in crude petroleum or crank case oil.
2. Repeat if feet are not clean in 30 days.

### HOW TO CONTROL LICE

1. Apply nicotine sulphate in thin line to clean perches—1 ounce to 30 feet of perch—just before roosting time.
2. Repeat in 14 days to kill "nits" that have hatched.

### HOW TO CONTROL FEATHER MITES

1. Use nicotine sulphate on perches as for lice.
2. Repeat every 3 days for 3 applications.

---

Printed and distributed in furtherance of the purposes of the cooperative agricultural extension work provided for in the Act of Congress May 8, 1914. Michigan State College and the United States Department of Agriculture cooperating. R. J. BALDWIN, Director, Michigan State College Extension Division.

MICHIGAN STATE COLLEGE  
OF AGRICULTURE AND APPLIED SCIENCE  
East Lansing, Michigan  
R. J. Baldwin, Director of Extension Work

Penalty for private use to avoid  
payment of postage

**\$ 3 0 0**

**FREE**

Co-operative Agricultural Extension Work  
Acts of May 8 and June 30, 1914

Box Holder,  
Rural Route No. ....