

## CLOTHES FOR INDEPENDENT LIVING

# Lap Robe Skirts

## COORDINATED COMFORT


A lap robe that is warm and that has a long skirt look can be made to match or coordinate with a dress or blouse. The robe will be reversible.

### SUPPLIES NEEDED


1 $\frac{1}{8}$  to 1 $\frac{1}{4}$  yards of two 45-inch width fabrics depending on the wearer's height.

An additional  $\frac{1}{4}$  yard of one fabric for ties and a pocket.

- 1 Cut off additional length from longer fabric.
- 2 With right sides facing, sew the two fabric pieces together on the long sides and one end (the 45-inch width).



- 3 Turn and press.
- 4 Edgestitch the three sides to keep the edges from turning. This finishes the sides and bottom of the skirt.
- 5 Put a line of gathering along the unfinished end of the skirt for the waistline.
- 6 Make a narrow waistband to finish off the waistline and extend into ties which will be long enough to wrap around to the front.
- 7 Finish a separate pocket and stitch on to the waist.
- 8 Attach the waistband tie to the skirt top.





## **Hoop Apron Skirt**

Make a skirt similar to the reversible skirt except shorten one fabric side at the waistline to serve only as a lining. This eliminates some fabric bulk at the waist. This skirt will not be reversible.


### **SUPPLIES NEEDED**

1 $\frac{1}{8}$  to 1 $\frac{1}{4}$  yards of 45-inch wide fabric  
(depending on height of wearer)

1 yard of 45-inch width fabric for the lining  
(can be a napped or fleece fabric for more warmth)

1 apron hoop

- 1 Right sides facing, sew the two fabric pieces together on the long sides and one end (the 45 inch width).
- 2 Turn, press, and edgestitch the three sides.
- 3 Stitch the unfinished top edge of the lining to the outer fabric.
- 4 Make a 1 $\frac{1}{2}$  inch hem at the unfinished end for the waistline.
- 5 Slip the apron hoop through the hem to make an adjustable waistline.



**BERNETTA KAHABKA, Specialist, Cooperative Extension Service  
Department of Human Environment and Design, Michigan State University**

Cooperative Extension Service Programs are open to all without regard to race, color, or national origin. Issued in furtherance of cooperative extension work in agriculture and home economics, acts of May 8, and June 30, 1914, in cooperation with the U.S. Department of Agriculture. Gordon E. Guyer, Director, Cooperative Extension Service, Michigan State University, East Lansing, Michigan 48824. Price 15 cents. 1P-5M-3:78-UP