


LOW COST WEATHERPROOFING

Stuff folded newspapers or rags into cracks around windows and doors that are not used.



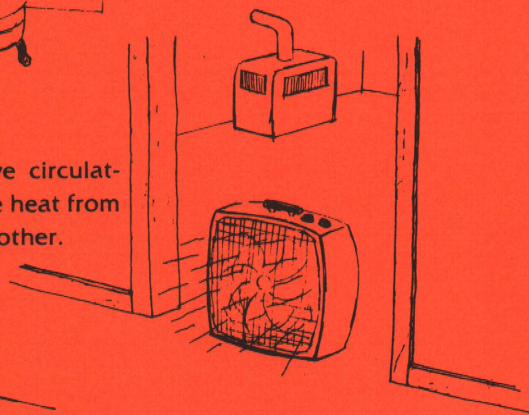
Install a metal or cement asbestos reflector around heater to help distribute the stove's heat.



Insulated panel for not used windows and other openings not used during the winter. Paint or cover with wallpaper to make it more attractive.



Use inexpensive circulating fan to move heat from one room to another.




Layers of cardboard—paste with wallpaper paste

Insulate hot water pipes with strips of 2" thick blanket insulation. Fasten with tape or wire.



Straw, leaves in drycleaning plastic bags or dirt piled against the foundation help keep drafts from the floor.

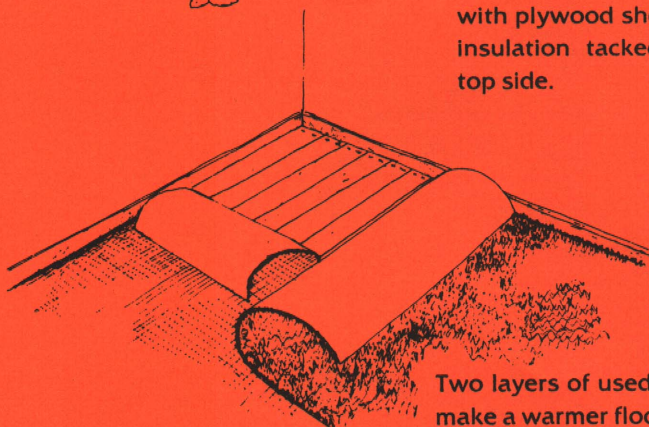
Plastic sheets or roll roofing felt to keep leaves dry.



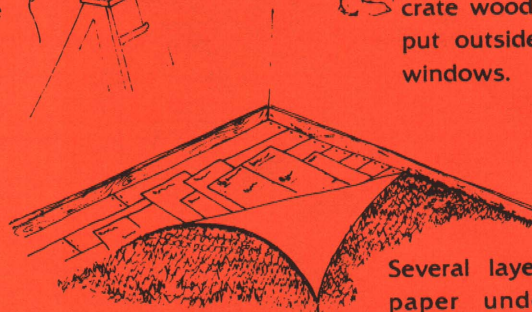
Close openings to attic with plywood sheets with insulation tacked to the top side.



Make storm windows with plastic tacked to a wooden frame made of crate wood. They can be put outside or inside of windows.



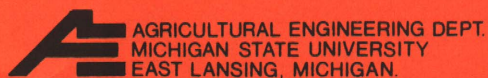
Two layers of used carpet make a warmer floor.



Several layers of newspaper under rugs or carpets keep out the draft.



COOPERATIVE EXTENSION SERVICE
AND
FAMILY LIVING EDUCATION



E-1196

Cooperative Extension Service Programs are open to all without regard to race, color, and or national origin. Issued in furtherance of cooperative extension work in agriculture and home economics, acts of May 8, and June 30, 1914, in cooperation with the U.S. Department of Agriculture. Gordon E. Guyer, Director, Cooperative Extension Service, Michigan State University, East Lansing, MI. 48824.

2P-5M-6:82-DG-UP, Price 10 cents. Single copy free to Michigan residents.

O-13705

