

FARMING KNOW-HOW

Guidelines to Better Family Farming

Swine Buildings and Equipment:

a catalog of plans



COOPERATIVE EXTENSION SERVICE
Michigan State University

EXTENSION BULLETIN E-1060 SF6 APRIL 1977

James S. Boyd, Department of Agricultural Engineering
Harlan D. Ritchie, Department of Animal Husbandry

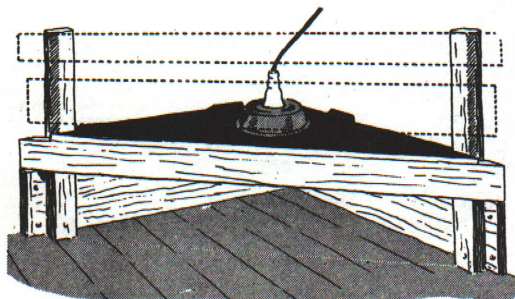
THE PLANS LISTED HERE are generally adapted to Michigan conditions. Most animals can tolerate cold weather as long as they are protected from rain, snow and wind. For a small number of animals the building should not be enclosed tightly but should have openings so air can move through to remove the moisture produced by the animals and from the manure.

Most of the structures shown can be built from a variety of materials. Home-grown native wood is plentiful and works well for most of the plans.

Where wood is in contact with the ground, pressure treated wood is desirable. Examples are skids, and poles set in the ground.

The following are suggestions to make buildings more usable and prevent problems.


1. Find out if there are any municipal zoning ordinances or other regulations that prohibit or govern keeping livestock in your area.
2. Locate structures on a well-drained site that is conveniently accessible.
3. Provide adequate space for other animal needs and activities around the barn such as grooming areas, riding rings, pastures, paddocks and corrals.
4. Determine how many animals are to be handled and provide needed facilities and buildings.
5. Plan and provide for adequate feed storage and a water supply and distribution system. This may be around lots or out in the pastures.



HOVER TYPE

6. Select gate or door latches or locks that provide the level of security needed for both animals and equipment.
7. Have a plan for manure management and fly control.
8. Determine what fire protection service is available and provide emergency protective equipment on premises.
9. An overall land-use plan and building location plan will help to obtain a convenient arrangement and present a pleasing appearance. This is becoming important where the lots are visible to the public.

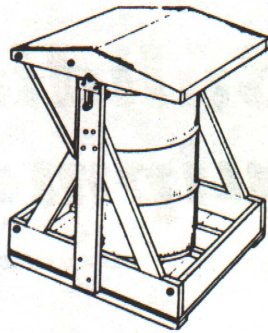
The plans shown here and others may be obtained through your county Extension office or from the Department of Agricultural Engineering, Michigan State University, East Lansing, MI 48824.



PEN TYPE


ELECTRIC BROODER 5788—1 sheet, free

Heat is needed in cold weather to keep little pigs warm, although the sow does not require supplemental heat. This plan shows two types of brooders—pen-type and hover-type—that provide warmth and aid in preventing the sow from lying on the pigs.




SELF-FEEDER 5815—1 sheet, free

This barrel feeder is suitable for temporary pasture-feeding of a few hogs. However, most producers will find a quality commercial feeder with adjustable feed flow gives long, satisfactory service.



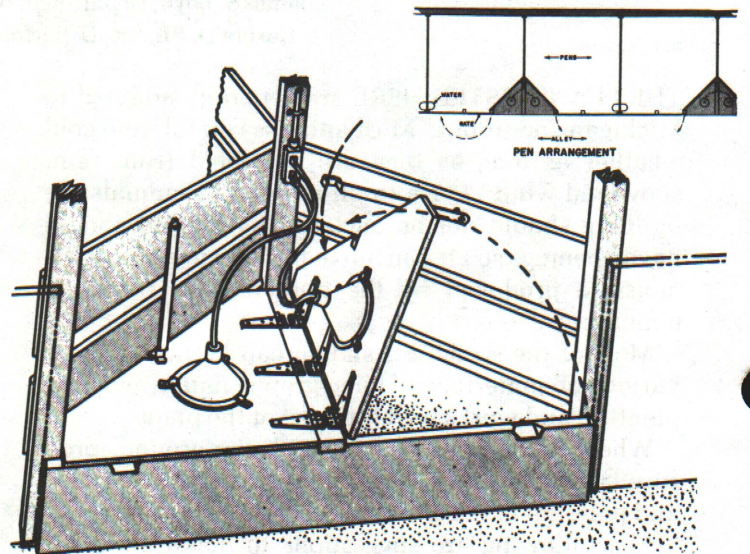
PORTABLE SHADE 5870—1 sheet, free

When hogs do not have access to natural shade from trees or brush, it is usually profitable to provide shelter from the sun. A 12' x 12' shade will accommodate 10 to 12 hogs weighing 100 to 200 pounds. This lightweight shade on skids can be easily pulled from one area to another.



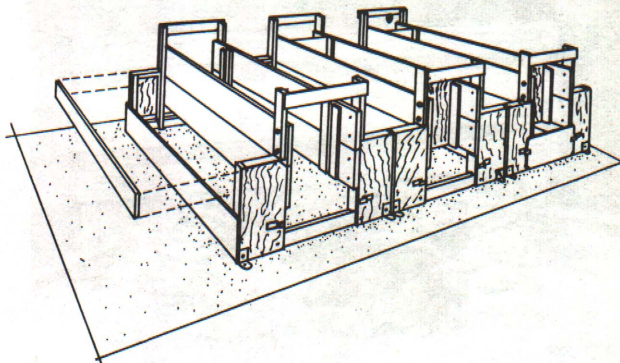
SHADE FOR HOGS 5816—1 sheet, free

Shades provide a cheap and effective method of protecting animals from summer heat which increases gains and aids reproductive performance. The permanent shade consists of poles set in the ground and roofed with aluminum, galvanized iron painted white, or straw over chicken wire, to reflect heat. The movable shade has a welded pipe frame bolted to wood skids.



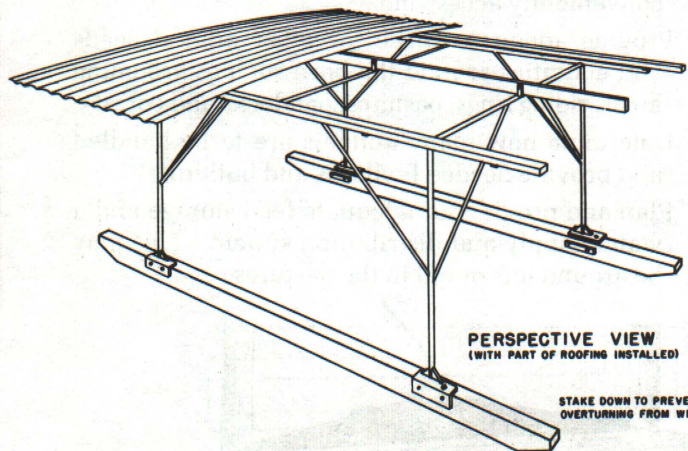
ELECTRIC BROODER 5907—1 sheet, free

Pig brooders help reduce losses of baby pigs. Because the brooders provide additional heat, they attract the baby pigs and keep them out of the way of the sow. The heat source must be in an area accessible to the pigs, but not the sow.




FARROWING STALL 5828—1 sheet, free

These sturdy farrowing stalls are pig savers. They are designed for installation in any suitable location and may be taken apart for removal and storage.



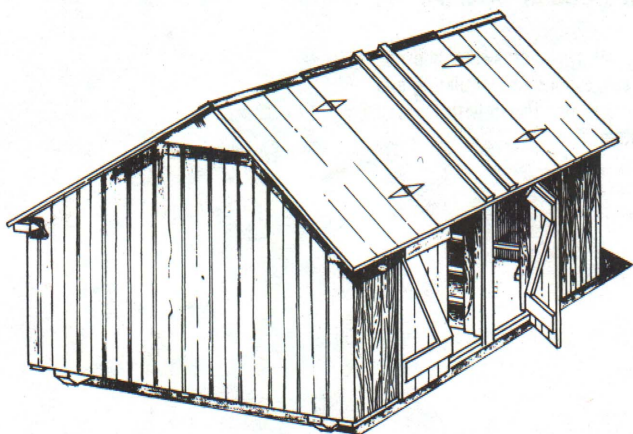
PORTABLE SHADE 5947—1 sheet, free

This movable shade is constructed of welded pipe on 4" x 6" x 16' skids. A spreader strut is used when towing.



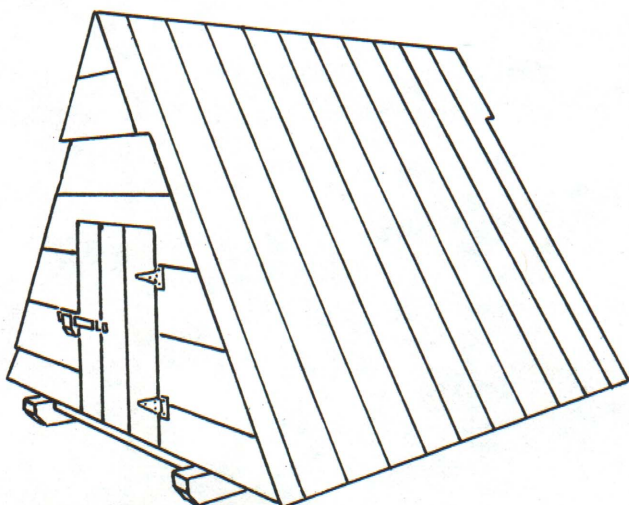
PORTABLE SOW FEEDERS 6056—1 sheet, free

This plan covers the construction details of two portable feeders for sows. Both designs feature individual stalls to separate sows from each other when feeding. The 10-stall feeder is of all-welded steel and the 8-stall one is wood.



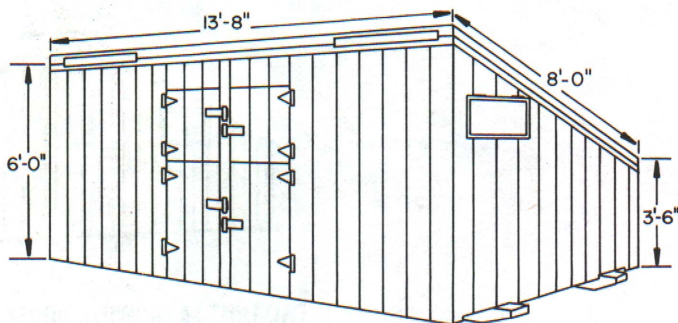
TWO-PEN FARROWING HOUSE 72647—1 sheet, free

This plan shows a portable wooden farrowing house for two sows. Doors on one side of the gable roof open for inspection of animals and for cleaning. The building is 8' x 12'.



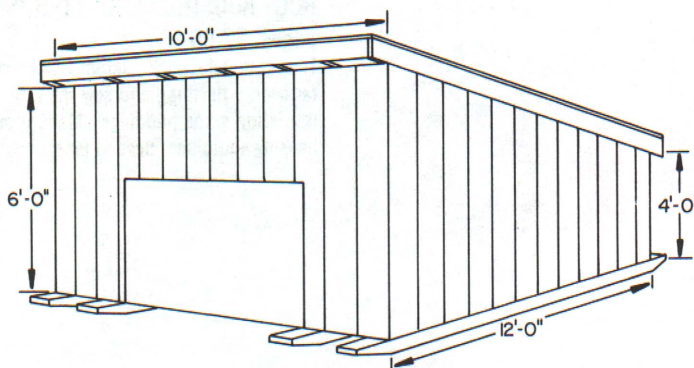
"A" TYPE HOG COT 726-CI-14—1 sheet, free

This 7' x 7' hog cot is probably the most popular and least expensive of all individual hog buildings. It is somewhat harder to clean due to the low head room. Wood construction throughout, it is simple to build.



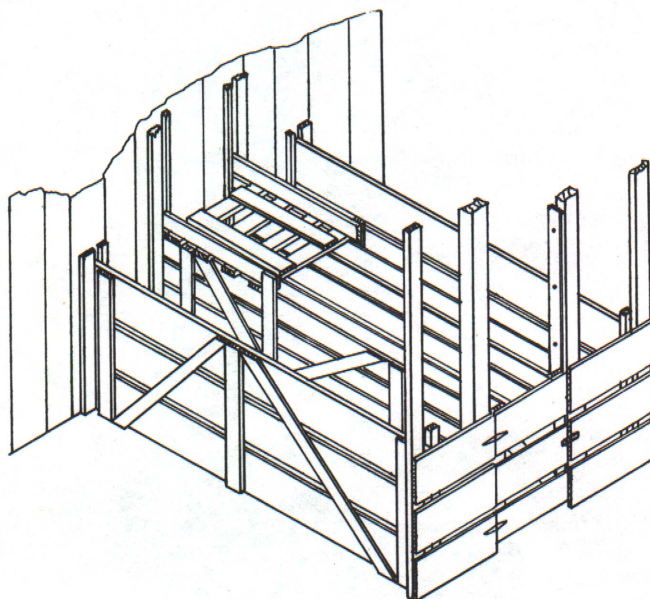
TWO-SECTION PORTABLE HOG COT 726-CI-17—1 sheet, free

This portable building 8' x 14' is designed for housing sows and litters on the range. Pig fenders are shown and an electric corner brooder. Doors on all four sides allow good summer ventilation.




10' x 12' SHED ROOF HOG HOUSE 726-CI-20—1 sheet, free

This portable range building can house 8 to 12 hogs on pasture. It is on skids so it can be moved around from field to field or brought into a feed lot. Wood frame construction is used and a plank floor. A list of materials is included.



FARROWING STALL 726-AI-28—1 sheet, free

This plan shows a 6' x 8' farrowing stall with adjustable sides that can be built into an existing building. Wood construction is used with creep areas for baby pigs on both sides.



TWO-UNIT FARROWING HOUSE 726-CI-22—1 sheet, free

This portable farrowing house has one open side. When farrowing is during cold weather, two of the buildings can be moved together and a door put on one end to make a four-pen farrowing building. Wood construction with asphalt wall roofing is shown.

**HOG HOUSING AND EQUIPMENT HANDBOOK MWPS-8-84
pages, \$2.00**

This complete book includes suggestions for all types of swine housing, farrowing, finishing and sow housing. It has suggestions for ventilating and insulating swine buildings. Manure management is also shown with types of housing equipment needed for each type of system.